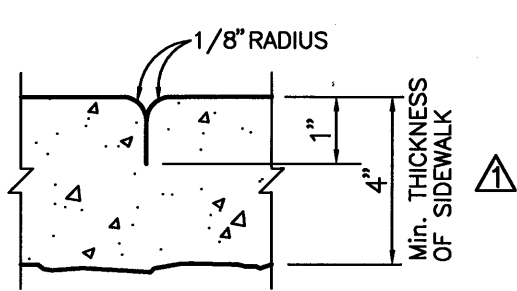
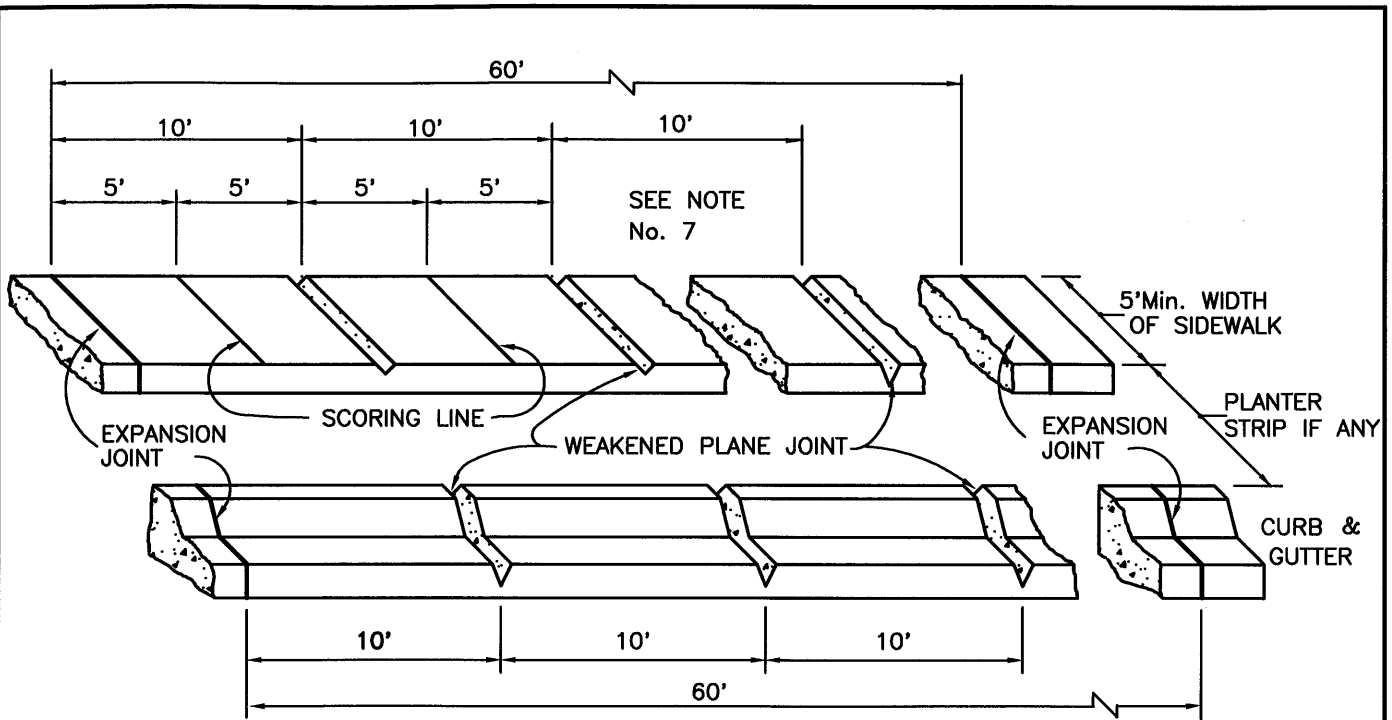
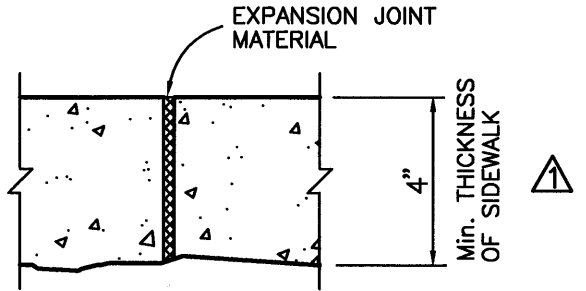


REV.	APPR. BY	DATE

REV.	APPR. BY	DATE
	L. Balderrama	09/10/10



WEAKENED-PLANE JOINT



EXPANSION JOINT

NOTES:

1. CONCRETE FOR SIDEWALK SHALL BE 520-C-2500 WITH 2LBS OF 3/4" LONG POLYPROPYLENE FIBERS PER CUBIC YARD, WITH 4" MAX. SLUMP. SELF HAUL NOT PERMITTED.
2. CONCRETE SIDEWALK SHALL HAVE A MIN. WIDTH OF 5' AND MIN. THICKNESS OF 4".
3. EXPANSION JOINTS SHALL BE MADE AT B.C. AND E.C. OF ALL RETURNS, AT THE OUTER EDGES OF DRIVEWAYS INCLUDING "X" DISTANCES, AND AT UNIFORM INTERVALS AS SHOWN ON PLATE 113 OR AS DIRECTED BY INSPECTOR.
4. WEAKENED PLANE JOINT, ONE INCH DEEP, SHALL BE CONSTRUCTED AT EQUAL SPACING BETWEEN EXPANSION JOINTS IN WALKS AND GUTTERS.
5. WEAKENED PLANE JOINTS IN THE CURB AND GUTTER SHALL ALIGN WITH CORRESPONDING JOINTS IN THE WALK.
6. LONGITUDINAL SCORING LINES WILL BE REQUIRED IN WALKS 10 FEET OR WIDER.
7. WEAKENED PLANE JOINTS IN SIDEWALK SHALL BE CONSTRUCTED WITH DEEP GROOVING TOOL. MINIMUM 1" DEEP.
8. WHEN SOILS EXPANSION INDEX IS $\geq 5\%$, PLACE 4" THICK SAND OR BASE UNDER CONCRETE CURB AND GUTTER EXTENDING 12" BEHIND CURB AND UNDER SIDEWALK.
9. WEED KILLER SHALL BE APPLIED AT ALL COLD JOINTS AND STOP 6' SHORT OF TREE DRIP LINE.



CONCRETE SIDEWALK (WEAKENED PLANE JOINTS, EXPANSION JOINTS, AND SCORING LINES-TYPICAL SPACING)

DRAWN: STAFF CKD.: STAFF

Department of Public Works

APPR. *L. Balderrama*
L. Balderrama, PE, City Engineer

STANDARD PLAN
2002

PLATE 112

SHEET 1 OF 1