

CITY COUNCIL OF THE CITY OF OXNARD

RESOLUTION NO. 15,185

A RESOLUTION OF THE CITY COUNCIL OF THE CITY OF OXNARD DECLARING THE RESULTS OF THE CANVASS OF THE GENERAL ELECTION RETURNS FROM THE GENERAL MUNICIPAL ELECTION HELD ON NOVEMBER 6, 2018

WHEREAS, the City Council of the City of Oxnard called for a general municipal election in the City of Oxnard on November 6, 2018, to elect a Mayor for a term of two years, a Councilmember for Council District 1 for a term of four years, a Councilmember for Council District 2 for a term of four years, a Councilmember for Council District 5 for a term of four years, and a Councilmember for Council District 6 for a term of two years; and

WHEREAS, the City Council of the City of Oxnard called for an election of four ballot measures (Measures F, G, H, and I) for the November 6, 2018 General Municipal Election; and

WHEREAS, notice of the election was duly given in the time, form, and manner provided by law, and the election was held on the above date, and the votes cast were canvassed and the returns thereof made at the time and in the manner and form provided by law; and

WHEREAS, on this 11<sup>th</sup> day of December, 2018, the City Council duly assembled at its usual place of meeting and received the certification of the election from the County Clerk.

NOW, THEREFORE, the City Council of the City of Oxnard does hereby resolve:

1. That a general municipal election was held on November 6, 2018, that the votes cast were duly canvassed, and that the returns were made at the time, in the form and in the manner required by law.
2. That the Vote By Mail ballots were canvassed and counted as required by law.
3. That this City Council has reviewed the canvass of the returns of the election and from the returns it appears, and this City Council finds that the whole number of votes cast in the City in the election, the names of the persons voted for and for what office each person was voted for, the number of votes cast at each precinct at the election and for each person, the total number of votes given in the City to each person, and the total number of votes given to each measure, are as shown on Exhibit "A", attached hereto and incorporated herein by this reference.
4. That Tim Flynn received the highest number of votes for the office of Mayor and is hereby declared to be elected.
5. That Bert E. Perello received the highest number of votes for the office of Councilmember for Council District 1 and is hereby declared to be elected.
6. That Carmen Ramirez received the highest number of votes for the office of Councilmember for Council District 2 and is hereby declared to be elected.

7 That Gabriela Basua received the highest number of votes for the office of Councilmember for Council District 5 and is hereby declared to be elected.

8. That Vianey Lucia Lopez received the highest number of votes for the office of Councilmember for Council District 6 and is hereby declared to be elected.

9. That more than 50% of the votes cast for Measure F were in favor of the measure and it is hereby declared to be passed.

10. That more than 50% of the votes cast for Measure G were in favor of the measure and it is hereby declared to be passed.

11. That more than 50% of the votes cast for Measure H were in favor of the measure and it is hereby declared to be passed.

12. That more than 50% of the votes cast for Measure I were in favor of the measure and it is hereby declared to be passed.

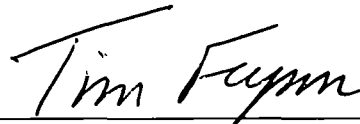
PASSED AND ADOPTED this 11<sup>th</sup> day of December, 2018, by the following vote:


AYES: Councilmembers Flynn, MacDonald, Madrigal, Perello and Ramirez.


NOES: None.

ABSENT: None.

ABSTAIN: None.

  
\_\_\_\_\_  
Tim Flynn, Mayor

ATTEST:  
  
\_\_\_\_\_  
Michelle Ascencion, City Clerk

APPROVED AS TO FORM:  
  
\_\_\_\_\_  
Stephen M. Fischer, City Attorney



**County of Ventura  
COUNTY CLERK-RECORDER,  
REGISTRAR OF VOTERS**

**MARK A. LUNN**  
County Clerk-Recorder,  
Registrar of Voters

**JAMES B. BECKER**  
Assistant County Clerk and Recorder

**TRACY D. SAUCEDO**  
Assistant Registrar of Voters

**MARTIN E. COBOS**  
Operations Manager

**MIRANDA L. NOBRIGA**  
Public Information Officer

December 3, 2018

Ms. Michelle Ascencion, City Clerk  
City of Oxnard  
300 West Third Street, 4<sup>th</sup> Floor  
Oxnard, CA 93030

**Re: November 6, 2018 Statewide General Election**

Dear City Clerk Ascencion:

We are enclosing the following listed items for your General Municipal Election and Measures "F", "G", "H" and "I" Elections consolidated with the 2018 Statewide General Election held on November 6, 2018:

1. Certificate of the County Clerk
2. Statement of Votes by precinct
3. Official Summary Report
4. Certificates for the successful candidates in your City.

If you have any questions, please contact me at (805) 654-2266.

Sincerely,

**MARK A. LUNN, CERA, REO**  
Clerk-Recorder, Registrar of Voters

Enclosures

***Preserving History • Protecting Democracy***

CERTIFICATE OF THE COUNTY CLERK  
(Elections Code Section 15372 (a) and 10264)

**City of Oxnard**  
**2018 Statewide General Election**  
**November 6, 2018**

State of California  
County of Ventura

} SS.

I, **MARK A. LUNN**, Clerk-Recorder, Registrar of Voters of the County of Ventura, State of California, do hereby certify that the attached is a true and correct Canvass of the Votes Cast for all the candidates for the one full term office of Member of the City Council for Council District 1 at the City of Oxnard General Municipal Election consolidated with the 2018 Statewide General Election held on November 6, 2018.

I further certify that the total ballots cast at the City of Oxnard General Municipal, Council District 1 Election are as follows:

<u>PRECINCT BALLOTS CAST</u>	<u>VOTE BY MAIL BALLOTS CAST</u>	<u>TOTAL BALLOTS CAST</u>
4,462	8,668	13,130

I further certify that the total votes cast for the one full term office of Member of the City Council for Council District 1 are as follows:

<u>MEMBER OF THE CITY COUNCIL, DISTRICT 1</u>	<u>PRECINCT VOTE</u>	<u>VOTE BY MAIL VOTE</u>	<u>TOTAL VOTE</u>
BERT E. PERELLO	1,426	3,222	4,648
KARI CRYDER	926	1,937	2,863
KEN OPLINGER	617	1,209	1,826
AMBROSIO CASANOVA JR.	684	1,056	1,740

IN WITNESS WHEREOF, I have hereunto set my hand and affixed my official seal  
this 3rd day of December 2018.



**MARK A. LUNN**, CERA, REO  
Clerk-Recorder, Registrar of Voters  
County of Ventura

CERTIFICATE OF THE COUNTY CLERK  
(Elections Code Section 15372 (a) and 10264)

City of Oxnard  
2018 Statewide General Election  
November 6, 2018

State of California }  
County of Ventura } SS.

I, **MARK A. LUNN**, Clerk-Recorder, Registrar of Voters of the County of Ventura, State of California, do hereby certify that the attached is a true and correct Canvass of the Votes Cast for all the candidates for the one full term office of Member of the City Council for Council District 2 at the City of Oxnard General Municipal Election consolidated with the 2018 Statewide General Election held on November 6, 2018.


I further certify that the total ballots cast at the City of Oxnard General Municipal, Council District 2 Election are as follows:

<u>PRECINCT BALLOTS CAST</u>	<u>VOTE BY MAIL BALLOTS CAST</u>	<u>TOTAL BALLOTS CAST</u>
3,285	5,452	8,737

I further certify that the total votes cast for the one full term office of Member of the City Council for Council District 2 are as follows:

<u>MEMBER OF THE CITY COUNCIL, DISTRICT 2</u>	<u>PRECINCT VOTE</u>	<u>VOTE BY MAIL VOTE</u>	<u>TOTAL VOTE</u>
CARMEN RAMIREZ	1,598	2,799	4,397
LANCE RALSTON	894	1,521	2,415
TAI M. HARTLEY	204	482	686

IN WITNESS WHEREOF, I have hereunto set my hand and affixed my official seal  
this 3rd day of December 2018.

  
**MARK A. LUNN**, CERA, REO  
Clerk-Recorder, Registrar of Voters  
County of Ventura

CERTIFICATE OF THE COUNTY CLERK  
(Elections Code Section 15372 (a) and 10264)

**City of Oxnard**  
**2018 Statewide General Election**  
**November 6, 2018**

State of California }  
County of Ventura } SS.

I, **MARK A. LUNN**, Clerk-Recorder, Registrar of Voters of the County of Ventura, State of California, do hereby certify that the attached is a true and correct Canvass of the Votes Cast for all the candidates for the one full term office of Member of the City Council for Council District 5 at the City of Oxnard General Municipal Election consolidated with the 2018 Statewide General Election held on November 6, 2018.

I further certify that the total ballots cast at the City of Oxnard General Municipal, Council District 5 Election are as follows:

<u>PRECINCT BALLOTS CAST</u>	<u>VOTE BY MAIL BALLOTS CAST</u>	<u>TOTAL BALLOTS CAST</u>
2,511	3,949	6,460

I further certify that the total votes cast for the one full term office of Member of the City Council for Council District 5 are as follows:

<u>MEMBER OF THE CITY COUNCIL, DISTRICT 5</u>	<u>PRECINCT VOTE</u>	<u>VOTE BY MAIL VOTE</u>	<u>TOTAL VOTE</u>
GABRIELA BASUA	1,245	1,798	3,043
ELIZABETH WHITE	621	1,279	1,900
LAWRENCE PAUL STEIN	248	486	734

IN WITNESS WHEREOF, I have hereunto set my hand and affixed my official seal  
this 3rd day of December 2018.

  
**MARK A. LUNN, CERA, REO**  
Clerk-Recorder, Registrar of Voters  
County of Ventura

CERTIFICATE OF THE COUNTY CLERK  
(Elections Code Section 15372 (a) and 10264)

**City of Oxnard**  
**2018 Statewide General Election**  
**November 6, 2018**

State of California }  
County of Ventura } SS.

I, **MARK A. LUNN**, Clerk-Recorder, Registrar of Voters of the County of Ventura, State of California, do hereby certify that the attached is a true and correct Canvass of the Votes Cast for all the candidates for the one short term office of Member of the City Council for Council District 6 at the City of Oxnard General Municipal Election consolidated with the 2018 Statewide General Election held on November 6, 2018.

I further certify that the total ballots cast at the City of Oxnard General Municipal, Council District 6 Election are as follows:

<u>PRECINCT BALLOTS CAST</u>	<u>VOTE BY MAIL BALLOTS CAST</u>	<u>TOTAL BALLOTS CAST</u>
2,189	3,031	5,220

I further certify that the total votes cast for the one short term office of Member of the City Council for Council District 6 are as follows:

<u>MEMBER OF THE CITY COUNCIL, DISTRICT 6</u>	<u>PRECINCT VOTE</u>	<u>VOTE BY MAIL VOTE</u>	<u>TOTAL VOTE</u>
VIANEY LUCIA LOPEZ	663	1,131	1,794
FRANCINE CASTANON	487	818	1,305
CAROLINA GALLARDO-MAGAÑA	483	576	1,059
LUIS GARCIA-MOREIRA	183	198	381

IN WITNESS WHEREOF, I have hereunto set my hand and affixed my official seal this 3rd day of December 2018.



**MARK A. LUNN**, CERA, REO  
Clerk-Recorder, Registrar of Voters  
County of Ventura

CERTIFICATE OF THE COUNTY CLERK  
(Elections Code Section 15372 (a) and 10264)

City of Oxnard  
2018 Statewide General Election  
November 6, 2018

State of California }  
County of Ventura } SS.

I, **MARK A. LUNN**, Clerk-Recorder, Registrar of Voters of the County of Ventura, State of California, do hereby certify that the attached is a true and correct Canvass of the Votes Cast for all the candidates for the one office of Mayor at the City of Oxnard General Municipal Election consolidated with the 2018 Statewide General Election held on November 6, 2018.


I further certify that the total ballots cast at the City of Oxnard General Municipal Mayor Election are as follows:

<u>PRECINCT BALLOTS CAST</u>	<u>VOTE BY MAIL BALLOTS CAST</u>	<u>TOTAL BALLOTS CAST</u>
17,791	28,861	46,652

I further certify that the total votes cast for the one office of Mayor are as follows:

<u>MAYOR</u>	<u>PRECINCT VOTE</u>	<u>VOTE BY MAIL VOTE</u>	<u>TOTAL VOTE</u>
TIM FLYNN	7,648	13,499	21,147
AARON STARR	4,551	8,378	12,929
MARIO QUINTANA	3,798	4,886	8,684

IN WITNESS WHEREOF, I have hereunto set my hand and affixed my official seal  
this 3rd day of December 2018.

  
**MARK A. LUNN**, CERA, REO  
Clerk-Recorder, Registrar of Voters  
County of Ventura



CERTIFICATE OF THE COUNTY CLERK  
(Elections Code Sections 15372 (a) and 10264)

**City of Oxnard**  
**Community Facilities District No. 4 (Seabridge at Mandalay Bay) Election**  
**Measure "F"**

**November 6, 2018**

State of California }  
County of Ventura } SS.

I, **MARK A. LUNN**, Clerk-Recorder, Registrar of Voters of the County of Ventura, State of California, do hereby certify that the following is a true and correct Canvass of the Ballots Cast for and against Measure "F" for the City of Oxnard Community Facilities District No. 4 (Seabridge at Mandalay Bay) Election consolidated with the 2018 Statewide General Election held on November 6, 2018.


I certify that the total ballots cast at the City of Oxnard Community Facilities District No. 4 (Seabridge at Mandalay Bay) Election are as follows:

<u>PRECINCT BALLOTS CAST</u>	<u>VOTE BY MAIL BALLOTS CAST</u>	<u>TOTAL BALLOTS CAST</u>
107	367	474

I further certify that the total votes cast on Measure "F" are as follows:

<u>MEASURE "F"</u>	<u>PRECINCT VOTE</u>	<u>VOTE BY MAIL VOTE</u>	<u>TOTAL VOTE</u>
YES	88	318	406
NO	13	28	41

IN WITNESS WHEREOF, I have hereunto set my hand and affixed my official seal  
this 3rd day of December 2018.

  
**MARK A. LUNN**, CERA, REO  
Clerk-Recorder, Registrar of Voters  
County of Ventura

CERTIFICATE OF THE COUNTY CLERK  
(Elections Code Sections 15372 (a) and 10264)

**City of Oxnard  
Marijuana Tax Election  
Measure "G"**

**November 6, 2018**

State of California }  
County of Ventura } SS.

I, **MARK A. LUNN**, Clerk-Recorder, Registrar of Voters of the County of Ventura, State of California, do hereby certify that the following is a true and correct Canvass of the Ballots Cast for and against Measure "G" for the City of Oxnard Marijuana Tax Election consolidated with the 2018 Statewide General Election held on November 6, 2018.


I certify that the total ballots cast at the City of Oxnard Marijuana Tax Election are as follows:

<u>PRECINCT BALLOTS CAST</u>	<u>VOTE BY MAIL BALLOTS CAST</u>	<u>TOTAL BALLOTS CAST</u>
17,791	28,861	46,652

I further certify that the total votes cast on Measure "G" are as follows:

<u>MEASURE "G"</u>	<u>PRECINCT VOTE</u>	<u>VOTE BY MAIL VOTE</u>	<u>TOTAL VOTE</u>
YES	12,138	21,575	33,713
NO	3,358	5,193	8,551

IN WITNESS WHEREOF, I have hereunto set my hand and affixed my official seal  
this 3rd day of December 2018.

  
**MARK A. LUNN**, CERA, REO  
Clerk-Recorder, Registrar of Voters  
County of Ventura

CERTIFICATE OF THE COUNTY CLERK  
(Elections Code Sections 15372 (a) and 10264)

**City of Oxnard**  
**Community Facilities District No. 4 (Seabridge at Mandalay Bay) Election**  
**Measure "H"**

**November 6, 2018**

State of California }  
County of Ventura } SS.

I, **MARK A. LUNN**, Clerk-Recorder, Registrar of Voters of the County of Ventura, State of California, do hereby certify that the following is a true and correct Canvass of the Ballots Cast for and against Measure "H" for the City of Oxnard Community Facilities District No. 4 (Seabridge at Mandalay Bay) Election consolidated with the 2018 Statewide General Election held on November 6, 2018.

I certify that the total ballots cast at the City of Oxnard Community Facilities District No. 4 (Seabridge at Mandalay Bay) Election are as follows:

<u>PRECINCT BALLOTS CAST</u>	<u>VOTE BY MAIL BALLOTS CAST</u>	<u>TOTAL BALLOTS CAST</u>
107	367	474

I further certify that the total votes cast on Measure "H" are as follows:

<u>MEASURE "H"</u>	<u>PRECINCT VOTE</u>	<u>VOTE BY MAIL VOTE</u>	<u>TOTAL VOTE</u>
YES	86	305	391
NO	15	41	56

IN WITNESS WHEREOF, I have hereunto set my hand and affixed my official seal  
this 3rd day of December 2018.



**MARK A. LUNN**, CERA, REO  
Clerk-Recorder, Registrar of Voters  
County of Ventura

CERTIFICATE OF THE COUNTY CLERK  
(Elections Code Sections 15372 (a) and 10264)

**City of Oxnard**  
**Community Facilities District No. 4 (Seabridge at Mandalay Bay) Election**  
**Measure "I"**

**November 6, 2018**

State of California }  
County of Ventura } SS.

I, **MARK A. LUNN**, Clerk-Recorder, Registrar of Voters of the County of Ventura, State of California, do hereby certify that the following is a true and correct Canvass of the Ballots Cast for and against Measure "I" for the City of Oxnard Community Facilities District No. 4 (Seabridge at Mandalay Bay) Election consolidated with the 2018 Statewide General Election held on November 6, 2018.

I certify that the total ballots cast at the City of Oxnard Community Facilities District No. 4 (Seabridge at Mandalay Bay) Election are as follows:

<u>PRECINCT BALLOTS CAST</u>	<u>VOTE BY MAIL BALLOTS CAST</u>	<u>TOTAL BALLOTS CAST</u>
107	367	474

I further certify that the total votes cast on Measure "I" are as follows:

<u>MEASURE "I"</u>	<u>PRECINCT VOTE</u>	<u>VOTE BY MAIL VOTE</u>	<u>TOTAL VOTE</u>
YES	86	320	406
NO	14	24	38

IN WITNESS WHEREOF, I have hereunto set my hand and affixed my official seal  
this 3rd day of December 2018.



**MARK A. LUNN**, CERA, REO  
Clerk-Recorder, Registrar of Voters  
County of Ventura

COUNTY OF VENTURA Statement of Vote  
VEN\_20181106\_E

100076		NON-PARTISAN OXNARD CITY MAYOR												
	Registration	Ballots Cast	Turnout (%)		TIM FLYNN	AARON STARR	MARIO QUINTANA							
4100 - Oxnard #101AL 4100	1111	224	20.16		86	80	32							
4100 - Oxnard #101AL - Vote By Mail	1111	345	31.05		158	107	48							
4102 - Oxnard #102AL 4102	1159	321	27.70		151	97	44							
4102 - Oxnard #102AL - Vote By Mail	1159	481	41.50		222	147	67							
4106 - Oxnard #103AF 4106	2023	400	19.77		168	120	56							
4106 - Oxnard #103AF - Vote By Mail	2023	784	38.75		362	253	89							
4108 - Oxnard #103LS 4108	2177	523	24.02		202	143	99							
4108 - Oxnard #103LS - Vote By Mail	2177	896	41.16		392	303	110							
4112 - MB Oxnard #104 4112	299	16	5.35		2	4	7							
4112 - MB Oxnard #104 - Vote By Mail	299	169	56.52		72	75	21							
4114 - Oxnard #105AE 4114	1026	252	24.56		109	56	57							
4114 - Oxnard #105AE - Vote By Mail	1026	328	31.97		148	96	66							
4116 - Oxnard #105LR 4116	1101	234	21.25		114	57	33							
4116 - Oxnard #105LR - Vote By Mail	1101	350	31.79		157	83	83							
4118 - Oxnard #106AL 4118	1226	284	23.16		101	96	63							
4118 - Oxnard #106AL - Vote By Mail	1226	426	34.75		170	145	78							
4120 - MB Oxnard #107/108 4120	102	4	3.92											
4120 - MB Oxnard #107/108 - Vote By Mail	102	35	34.31		12	5	15							
4124 - MB Oxnard #109 4124	165	2	1.21											
4124 - MB Oxnard #109 - Vote By Mail	165	95	57.58		41	33	9							
4126 - Oxnard #110 4126	915	238	26.01		85	80	40							
4126 - Oxnard #110 - Vote By Mail	915	333	36.39		146	122	48							
4128 - MB Oxnard #111 4128	73	5	6.85		1	4	0							
4128 - MB Oxnard #111 - Vote By Mail	73	37	50.68		17	9	10							
4150 - MB Oxnard #301 4150	0	0	0.00		0	0	0							
4150 - MB Oxnard #301 - Vote By Mail	0	0	0.00		0	0	0							
4152 - MB Oxnard #302 4152	0	1	0.00											
4152 - MB Oxnard #302 - Vote By Mail	0	0	0.00		0	0	0							
4154 - Oxnard #303AL 4154	1872	399	21.31		155	122	98							
4154 - Oxnard #303AL - Vote By Mail	1872	637	34.03		303	176	121							
4156 - Oxnard #304AL 4156	1107	274	24.75		154	56	31							
4156 - Oxnard #304AL - Vote By Mail	1107	416	37.58		213	108	55							
4158 - Oxnard #306AFSL 4158	2037	452	22.19		174	115	128							
4158 - Oxnard #306AFSL - Vote By Mail	2037	687	33.73		291	221	136							
4162 - Oxnard #307AL 4162	1290	212	16.43		90	46	56							
4162 - Oxnard #307AL - Vote By Mail	1290	520	40.31		230	155	98							
4164 - MB Oxnard #308 4164	97	4	4.12											
4164 - MB Oxnard #308 - Vote By Mail	97	49	50.52		13	11	15							
4166 - MB Oxnard #309 4166	0	0	0.00		0	0	0							
4166 - MB Oxnard #309 - Vote By Mail	0	0	0.00		0	0	0							
4168 - MB Oxnard #310 4168	0	0	0.00		0	0	0							
4168 - MB Oxnard #310 - Vote By Mail	0	0	0.00		0	0	0							
4170 - MB Oxnard #311 4170	0	0	0.00		0	0	0							
4170 - MB Oxnard #311 - Vote By Mail	0	0	0.00		0	0	0							
4174 - Oxnard #313AL 4174	1111	240	21.60		86	60	71							
4174 - Oxnard #313AL - Vote By Mail	1111	221	19.89		101	59	51							
4176 - MB Oxnard #314-317 4176	0	0	0.00		0	0	0							
4176 - MB Oxnard #314-317 - Vote By Mail	0	0	0.00		0	0	0							
4300 - Oxnard #501AL 4300	802	170	21.20		63	47	42							
4300 - Oxnard #501AL - Vote By Mail	802	249	31.05		103	72	62							
4304 - MB Oxnard #502 4304	116	5	4.31		1	1	0							
4304 - MB Oxnard #502 - Vote By Mail	116	28	24.14		13	6	7							
4306 - Oxnard #504AL 4306	1383	323	23.36		138	68	75							
4306 - Oxnard #504AL - Vote By Mail	1383	373	26.97		176	106	72							
4308 - Oxnard #505AL 4308	1670	346	20.72		131	95	94							
4308 - Oxnard #505AL - Vote By Mail	1670	528	31.62		229	127	133							
4310 - MB Oxnard #506 4310	13	2	15.38											
4310 - MB Oxnard #506 - Vote By Mail	13	8	61.54		4	2	1							
4312 - Oxnard #507AL 4312	1650	304	18.42		101	72	108							
4312 - Oxnard #507AL - Vote By Mail	1650	544	32.97		237	149	121							
4314 - MB Oxnard #508 4314	4	0	0.00		0	0	0							

Insufficient Turnout to Protect Voter Privacy

Insufficient Turnout to Protect Voter Privacy

Insufficient Turnout to Protect Voter Privacy

Insufficient Turnout to Protect Voter Privacy

Insufficient Turnout to Protect Voter Privacy

100076	NON-PARTISAN OXNARD CITY MAYOR												
	Registration	Ballots Cast	Turnout (%)		TIM FLYNN	AARON STARR	MARIO QUINTANA						
4314 - MB Oxnard #508 - Vote By	4	1	25.00				*****	Insufficient Turnout to Protect Voter Privacy					*****
4316 - Oxnard #509AL 4316	1240	320	25.81		134	78	70						
4316 - Oxnard #509AL - Vote By	1240	419	33.79		197	118	75						
4318 - MB Oxnard #510 4318	22	2	9.09				*****	Insufficient Turnout to Protect Voter Privacy					*****
4318 - MB Oxnard #510 - Vote By	22	6	27.27		4	0	2						
4320 - Oxnard #511AL 4320	1214	258	21.25		92	59	79						
4320 - Oxnard #511AL - Vote By	1214	346	28.50		148	106	83						
4322 - Oxnard #512 4322	582	107	18.38		44	39	11						
4322 - Oxnard #512 - Vote By Ma	582	367	63.06		154	148	29						
4324 - Oxnard #513 4324	460	126	27.39		44	28	42						
4324 - Oxnard #513 - Vote By Ma	460	135	29.35		63	30	31						
4326 - Oxnard #514AL 4326	1131	241	21.31		104	56	59						
4326 - Oxnard #514AL - Vote By	1131	334	29.53		135	97	86						
4328 - Oxnard #515AL 4328	1538	281	18.27		133	60	63						
4328 - Oxnard #515AL - Vote By	1538	418	27.18		208	118	69						
4330 - MB Oxnard #516 4330	0	0	0.00		0	0	0						
4330 - MB Oxnard #516 - Vote By	0	0	0.00		0	0	0						
4332 - MB Oxnard #517 4332	0	0	0.00		0	0	0						
4332 - MB Oxnard #517 - Vote By	0	0	0.00		0	0	0						
4334 - MB Oxnard #518 4334	301	5	1.66		1	0	2						
4334 - MB Oxnard #518 - Vote By	301	127	42.19		60	31	28						
4336 - Oxnard #519AL 4336	1155	291	25.19		119	64	84						
4336 - Oxnard #519AL - Vote By	1155	290	25.11		120	97	58						
4338 - Oxnard #521 4338	1026	190	18.52		77	39	55						
4338 - Oxnard #521 - Vote By Ma	1026	266	25.93		115	56	76						
4340 - Oxnard #522AF 4340	980	222	22.65		91	55	55						
4340 - Oxnard #522AF - Vote By	980	275	28.06		109	78	72						
4342 - Oxnard #522LS 4342	1107	209	18.88		77	49	60						
4342 - Oxnard #522LS - Vote By	1107	316	28.55		135	79	77						
4344 - MB Oxnard #523 4344	152	4	2.63				*****	Insufficient Turnout to Protect Voter Privacy					*****
4344 - MB Oxnard #523 - Vote By	152	59	38.82		16	17	26						
4346 - Oxnard #524AL 4346	1776	366	20.61		148	127	70						
4346 - Oxnard #524AL - Vote By	1776	663	37.33		257	245	108						
4348 - Oxnard #525AL 4348	1458	301	20.64		117	93	61						
4348 - Oxnard #525AL - Vote By	1458	440	30.18		201	114	92						
4350 - Oxnard #526AF 4350	935	148	15.83		59	48	30						
4350 - Oxnard #526AF - Vote By	935	384	41.07		181	124	52						
4352 - Oxnard #526LS 4352	1137	269	23.66		117	75	54						
4352 - Oxnard #526LS - Vote By	1137	465	40.90		189	161	73						
4354 - Oxnard #527 4354	727	171	23.52		88	43	24						
4354 - Oxnard #527 - Vote By Ma	727	235	32.32		120	73	33						
4356 - Oxnard #529AF 4356	1031	197	19.11		69	44	65						
4356 - Oxnard #529AF - Vote By	1031	266	25.80		119	79	50						
4358 - Oxnard #529LR 4358	1193	254	21.29		97	70	69						
4358 - Oxnard #529LR - Vote By	1193	352	29.51		149	111	78						
4360 - Oxnard #530AF 4360	1157	209	18.06		89	59	51						
4360 - Oxnard #530AF - Vote By	1157	279	24.11		105	48	110						
4362 - Oxnard #530LS 4362	1152	281	24.39		96	48	110						
4362 - Oxnard #530LS - Vote By	1152	224	19.44		106	46	55						
4364 - MB Oxnard #533 4364	164	1	0.61				*****	Insufficient Turnout to Protect Voter Privacy					*****
4364 - MB Oxnard #533 - Vote By	164	58	35.37		26	6	21						
4366 - Oxnard #534 4366	867	213	24.57		98	53	48						
4366 - Oxnard #534 - Vote By Ma	867	305	35.18		148	75	57						
4368 - Oxnard #535AL 4368	1663	453	27.24		229	135	63						
4368 - Oxnard #535AL - Vote By	1663	625	37.58		356	155	77						
4370 - Oxnard #536 4370	736	178	24.18		86	40	40						
4370 - Oxnard #536 - Vote By Ma	736	203	27.58		112	57	24						
4372 - MB Oxnard #537 4372	271	14	5.17		6	2	4						
4372 - MB Oxnard #537 - Vote By	271	145	53.51		82	33	19						
4374 - Oxnard #538AL 4374	1288	279	21.66		134	66	57						
4374 - Oxnard #538AL - Vote By	1288	407	31.60		188	119	73						

COUNTY OF VENTURA Statement of Vote  
VEN\_20181106\_E

NON-PARTISAN OXNARD CITY MAYOR														
100076	Registration	Ballots Cast	Turnout (%)		TIM FLYNN	AARON STARR	MARIO QUINTANA							
4376 - Oxnard #540AF 4376	1065	277	26.01		144	76	28							
4376 - Oxnard #540AF - Vote By Mail	1065	490	46.01		272	131	50							
4378 - Oxnard #540LS 4378	1197	280	23.39		136	82	40							
4378 - Oxnard #540LS - Vote By Mail	1197	593	49.54		309	179	66							
4380 - Oxnard #541AL 4380	1642	391	23.81		184	91	71							
4380 - Oxnard #541AL - Vote By Mail	1642	489	29.78		245	141	72							
4382 - Oxnard #542 4382	937	255	27.21		117	62	55							
4382 - Oxnard #542 - Vote By Mail	937	368	39.27		169	92	82							
4386 - Oxnard #544AF 4386	1308	353	26.99		176	85	54							
4386 - Oxnard #544AF - Vote By Mail	1308	579	44.27		315	156	66							
4388 - Oxnard #544LS 4388	1650	425	25.76		205	102	64							
4388 - Oxnard #544LS - Vote By Mail	1650	648	39.27		331	190	86							
4390 - Oxnard #545 4390	528	149	28.22		52	42	41							
4390 - Oxnard #545 - Vote By Mail	528	126	23.86		55	37	32							
4392 - Oxnard #546 4392	1018	216	21.22		116	51	20							
4392 - Oxnard #546 - Vote By Mail	1018	462	45.38		207	155	52							
4394 - Oxnard #547AL 4394	1701	379	22.28		151	67	125							
4394 - Oxnard #547AL - Vote By Mail	1701	443	26.04		191	124	112							
4396 - Oxnard #548AF 4396	851	186	21.86		90	50	25							
4396 - Oxnard #548AF - Vote By Mail	851	287	33.73		129	87	58							
4398 - Oxnard #548LS 4398	993	217	21.85		96	54	47							
4398 - Oxnard #548LS - Vote By Mail	993	385	38.77		189	123	47							
4400 - Oxnard #550AL 4400	1459	302	20.70		126	65	80							
4400 - Oxnard #550AL - Vote By Mail	1459	443	30.36		226	102	90							
4402 - Oxnard #551AL 4402	1274	251	19.70		110	53	62							
4402 - Oxnard #551AL - Vote By Mail	1274	427	33.52		200	121	83							
4404 - Oxnard #552AL 4404	1302	232	17.82		89	52	69							
4404 - Oxnard #552AL - Vote By Mail	1302	428	32.87		215	114	85							
4408 - MB Oxnard #553 4408	0	0	0.00		0	0	0							
4408 - MB Oxnard #553 - Vote By Mail	0	0	0.00		0	0	0							
4410 - MB Oxnard #554 4410	0	0	0.00		0	0	0							
4410 - MB Oxnard #554 - Vote By Mail	0	0	0.00		0	0	0							
4412 - MB Oxnard #556 4412	1	0	0.00		0	0	0							
4412 - MB Oxnard #556 - Vote By Mail	1	1	100.00											
4414 - Oxnard #557AF 4414	1523	344	22.59		132	94	70							
4414 - Oxnard #557AF - Vote By Mail	1523	490	32.17		198	181	65							
4416 - Oxnard #557LS 4416	1714	366	21.35		149	83	98							
4416 - Oxnard #557LS - Vote By Mail	1714	562	32.79		244	168	96							
4418 - MB Oxnard #558 4418	30	2	6.67											
4418 - MB Oxnard #558 - Vote By Mail	30	19	63.33		8	2	7							
4420 - Oxnard #560 4420	671	136	20.27		55	41	34							
4420 - Oxnard #560 - Vote By Mail	671	204	30.40		92	54	47							
4424 - MB Oxnard #562 4424	0	0	0.00		0	0	0							
4424 - MB Oxnard #562 - Vote By Mail	0	0	0.00		0	0	0							
4426 - MB Oxnard #563 4426	0	0	0.00		0	0	0							
4426 - MB Oxnard #563 - Vote By Mail	0	0	0.00		0	0	0							
4428 - Oxnard #564AD 4428	1049	228	21.73		113	57	39							
4428 - Oxnard #564AD - Vote By Mail	1049	398	37.94		169	121	75							
4430 - Oxnard #564LR 4430	1139	272	23.88		108	72	64							
4430 - Oxnard #564LR - Vote By Mail	1139	417	36.61		159	146	83							
4432 - Oxnard #565 4432	749	187	24.97		95	34	23							
4432 - Oxnard #565 - Vote By Mail	749	336	44.86		171	86	19							
4436 - MB Oxnard #567 4436	0	0	0.00		0	0	0							
4436 - MB Oxnard #567 - Vote By Mail	0	0	0.00		0	0	0							
4438 - MB Oxnard #568/573 4438	73	4	5.48											
4438 - MB Oxnard #568/573 - Vote By Mail	73	40	54.79		14	11	6							
4440 - Oxnard #570AF 4440	1260	246	19.52		117	74	21							
4440 - Oxnard #570AF - Vote By Mail	1260	704	55.87		424	169	41							
4442 - Oxnard #570LS 4442	1235	300	24.29		155	80	24							
4442 - Oxnard #570LS - Vote By Mail	1235	621	50.28		358	150	43							
4446 - Oxnard #571AL 4446	1280	238	18.59		122	77	9							

Insufficient Turnout to Protect Voter Privacy

Insufficient Turnout to Protect Voter Privacy

Insufficient Turnout to Protect Voter Privacy





100077	NON-PARTISAN OXNARD CITY COUNCIL, DIST 1													
	Registration	Ballots Cast	Turnout (%)		AMBROSIO CASANOVA JR.	KARI CRYDER	BERT E. PERELLO	KEN OPLINGER						
4102 - Oxnard #102AL 4102	1159	321	27.70		49	53	150	24						
4102 - Oxnard #102AL - Vote By	1159	481	41.50		63	84	242	44						
4156 - Oxnard #304AL 4156	1107	274	24.75		49	50	89	35						
4156 - Oxnard #304AL - Vote By	1107	416	37.58		77	89	146	53						
4318 - MB Oxnard #510 4318	22	2	9.09											
4318 - MB Oxnard #510 - Vote By	22	6	27.27		3	0	2	0	Insufficient Turnout to Protect Voter Privacy					
4322 - Oxnard #512 4322	582	107	18.38		18	24	31	19						
4322 - Oxnard #512 - Vote By Ma	582	367	63.06		41	87	126	54						
4332 - MB Oxnard #517 4332	0	0	0.00		0	0	0	0						
4332 - MB Oxnard #517 - Vote By	0	0	0.00		0	0	0	0						
4346 - Oxnard #524AL 4346	1776	366	20.61		66	74	126	53						
4346 - Oxnard #524AL - Vote By	1776	663	37.33		105	155	269	76						
4350 - Oxnard #526AF 4350	935	148	15.83		34	34	38	21						
4350 - Oxnard #526AF - Vote By	935	384	41.07		47	123	123	56						
4352 - Oxnard #526LS 4352	1137	269	23.66		56	65	65	39						
4352 - Oxnard #526LS - Vote By	1137	465	40.90		65	126	164	55						
4368 - Oxnard #535AL 4368	1663	453	27.24		82	102	136	62						
4368 - Oxnard #535AL - Vote By	1663	625	37.58		86	148	234	70						
4376 - Oxnard #540AF 4376	1065	277	26.01		26	60	95	48						
4376 - Oxnard #540AF - Vote By	1065	490	46.01		53	95	179	102						
4378 - Oxnard #540LS 4378	1197	280	23.39		45	54	77	53						
4378 - Oxnard #540LS - Vote By	1197	593	49.54		77	106	236	103						
4386 - Oxnard #544AF 4386	1308	353	26.99		65	66	112	41						
4386 - Oxnard #544AF - Vote By	1308	579	44.27		76	96	248	79						
4388 - Oxnard #544LS 4388	1650	425	25.76		74	78	149	46						
4388 - Oxnard #544LS - Vote By	1650	648	39.27		93	128	242	100						
4392 - Oxnard #546 4392	1018	216	21.22		24	40	70	39						
4392 - Oxnard #546 - Vote By Ma	1018	462	45.38		51	107	174	59						
4424 - MB Oxnard #562 4424	0	0	0.00		0	0	0	0						
4424 - MB Oxnard #562 - Vote By	0	0	0.00		0	0	0	0						
4426 - MB Oxnard #563 4426	0	0	0.00		0	0	0	0						
4426 - MB Oxnard #563 - Vote By	0	0	0.00		0	0	0	0						
4432 - Oxnard #565 4432	749	187	24.97		24	40	51	24						
4432 - Oxnard #565 - Vote By Ma	749	336	44.86		36	81	101	38						
4440 - Oxnard #570AF 4440	1260	246	19.52		27	59	59	39						
4440 - Oxnard #570AF - Vote By	1260	704	55.87		52	173	248	102						
4442 - Oxnard #570LS 4442	1235	300	24.29		18	73	97	42						
4442 - Oxnard #570LS - Vote By	1235	621	50.28		58	129	205	111						
4446 - Oxnard #571AL 4446	1280	238	18.59		27	54	81	32						
4446 - Oxnard #571AL - Vote By	1280	828	64.69		73	210	283	107						
4450 - MB Oxnard #572 4450	0	0	0.00		0	0	0	0						
4450 - MB Oxnard #572 - Vote By	0	0	0.00		0	0	0	0						
4454 - MB Oxnard #574 4454	0	0	0.00		0	0	0	0						
4454 - MB Oxnard #574 - Vote By	0	0	0.00		0	0	0	0						
4458 - MB Oxnard #576 4458	0	0	0.00		0	0	0	0						
4458 - MB Oxnard #576 - Vote By	0	0	0.00		0	0	0	0						
4460 - MB Oxnard #577/578 4460	0	0	0.00		0	0	0	0						
4460 - MB Oxnard #577/578 - Vote	0	0	0.00		0	0	0	0						
4468 - MB Oxnard #582 4468	0	0	0.00		0	0	0	0						
4468 - MB Oxnard #582 - Vote By	0	0	0.00		0	0	0	0						
Precinct Totals	19143	4462	23.31		684	926	1426	617						
Vote By Mail Totals	19143	8668	45.28		1056	1937	3222	1209						
Grand Totals	19143	13130	68.59		1740	2863	4648	1826						
26th CONGRESS	19143	13130	68.59		1740	2863	4648	1826						
19th SENATE	19143	13130	68.59		1740	2863	4648	1826						
37th ASSEMBLY	12503	9059	72.45		1070	1897	3256	1306						
44th ASSEMBLY	6640	4071	61.31		670	966	1392	520						
Board of Equalization 3	19143	13130	68.59		1740	2863	4648	1826						

COUNTY OF VENTURA Statement of Vote  
VEN\_20181106\_E

***Grand Totals 100077	NON-PARTISAN OXNARD CITY COUNCIL, DIST 1														
	Registration	Ballots Cast	Turnout (%)		AMBROSIO CASANOVA JR.	KARI CRYDER	BERT E. PERELLO	KEN OPLINGER							
1st SUPE DISTRICT	1159	802	69.20		112	137	392	68							
3rd SUPE DISTRICT	1107	690	62.33		126	139	235	88							
5th SUPE DISTRICT	16877	11638	68.96		1502	2587	4021	1670							
VENTURA	19143	13130	68.59		1740	2863	4648	1826							
CITY OF OXNARD	19143	13130	68.59		1740	2863	4648	1826							

100078	NON-PARTISAN OXNARD CITY COUNCIL, DIST 2													
	Registration	Ballots Cast	Turnout (%)		LANCE RALSTON	CARMEN RAMIREZ	TAI M. HARTLEY							
4100 - Oxnard #101AL 4100	1111	224	20.16		64	83	25							
4100 - Oxnard #101AL - Vote By	1111	345	31.05		111	161	30							
4106 - Oxnard #103AF 4106	2023	400	19.77		115	174	31							
4106 - Oxnard #103AF - Vote By	2023	784	38.75		211	363	89							
4108 - Oxnard #103LS 4108	2177	523	24.02		135	253	32							
4108 - Oxnard #103LS - Vote By	2177	896	41.16		238	407	114							
4112 - MB Oxnard #104 4112	299	16	5.35		0	1	0							
4112 - MB Oxnard #104 - Vote By	299	169	56.52		74	70	17							
4114 - Oxnard #105AE 4114	1026	252	24.56		62	130	12							
4114 - Oxnard #105AE - Vote By	1026	328	31.97		88	176	23							
4116 - Oxnard #105LR 4116	1101	234	21.25		56	125	15							
4116 - Oxnard #105LR - Vote By	1101	350	31.79		82	210	23							
4120 - MB Oxnard #107/108 412	102	4	3.92											
4120 - MB Oxnard #107/108 - Vote	102	35	34.31		9	17	4							
4124 - MB Oxnard #109 4124	165	2	1.21											
4124 - MB Oxnard #109 - Vote By	165	95	57.58		23	37	16							
4126 - Oxnard #110 4126	915	238	26.01		80	103	11							
4126 - Oxnard #110 - Vote By Ma	915	333	36.39		116	169	28							
4128 - MB Oxnard #111 4128	73	5	6.85		0	0	0							
4128 - MB Oxnard #111 - Vote By	73	37	50.68		12	22	2							
4304 - MB Oxnard #502 4304	116	5	4.31		0	1	0							
4304 - MB Oxnard #502 - Vote By	116	28	24.14		7	19	0							
4310 - MB Oxnard #506 4310	13	2	15.38											
4310 - MB Oxnard #506 - Vote By	13	8	61.54		1	5	0							
4314 - MB Oxnard #508 4314	4	0	0.00		0	0	0							
4314 - MB Oxnard #508 - Vote By	4	1	25.00											
4334 - MB Oxnard #518 4334	301	5	1.66		0	1	0							
4334 - MB Oxnard #518 - Vote By	301	127	42.19		21	90	2							
4354 - Oxnard #527 4354	727	171	23.52		49	92	10							
4354 - Oxnard #527 - Vote By Ma	727	235	32.32		71	138	10							
4370 - Oxnard #536 4370	736	178	24.18		51	96	11							
4370 - Oxnard #536 - Vote By Ma	736	203	27.58		46	122	14							
4374 - Oxnard #538AL 4374	1288	279	21.66		82	141	17							
4374 - Oxnard #538AL - Vote By	1288	407	31.60		109	222	29							
4380 - Oxnard #541AL 4380	1642	391	23.81		95	219	23							
4380 - Oxnard #541AL - Vote By	1642	489	29.78		127	272	43							
4382 - Oxnard #542 4382	937	255	27.21		80	127	12							
4382 - Oxnard #542 - Vote By Ma	937	368	39.27		114	188	17							
4408 - MB Oxnard #553 4408	0	0	0.00		0	0	0							
4408 - MB Oxnard #553 - Vote By	0	0	0.00		0	0	0							
4418 - MB Oxnard #558 4418	30	2	6.67											
4418 - MB Oxnard #558 - Vote By	30	19	63.33		7	8	1							
4436 - MB Oxnard #567 4436	0	0	0.00		0	0	0							
4436 - MB Oxnard #567 - Vote By	0	0	0.00		0	0	0							
4438 - MB Oxnard #568/573 443	73	4	5.48											
4438 - MB Oxnard #568/573 - Vote	73	40	54.79		13	15	3							
4466 - MB Oxnard #581 4466	0	0	0.00		0	0	0							
4466 - MB Oxnard #581 - Vote By	0	0	0.00		0	0	0							
4484 - Oxnard #589 4484	435	94	21.61		22	50	5							
4484 - Oxnard #589 - Vote By Ma	435	135	31.03		37	74	14							
4486 - MB Oxnard #590 4486	59	1	1.69											
4486 - MB Oxnard #590 - Vote By	59	20	33.90		3	14	3							
Precinct Totals	15353	3285	21.40		894	1598	204							
Vote By Mail Totals	15353	5452	35.51		1521	2799	482							
Grand Totals	15353	8737	56.91		2415	4397	686							
26th CONGRESS	15353	8737	56.91		2415	4397	686							
19th SENATE	15353	8737	56.91		2415	4397	686							
37th ASSEMBLY	9005	5280	58.63		1478	2508	472							

COUNTY OF VENTURA Statement of Vote  
VEN\_20181106\_E

***Grand Totals 100078	NON-PARTISAN OXNARD CITY COUNCIL, DIST 2														
	Registration	Ballots Cast	Turnout (%)		LANCE RALSTON	CARMEN RAMIREZ	TAI M. HARTLEY								
44th ASSEMBLY	6348	3457	54.46		937	1889	214								
Board of Equalization 3	15353	8737	56.91		2415	4397	686								
1st SUPE DISTRICT	8992	5270	58.61		1477	2503	472								
5th SUPE DISTRICT	6361	3467	54.50		938	1894	214								
VENTURA	15353	8737	56.91		2415	4397	686								
CITY OF OXNARD	15353	8737	56.91		2415	4397	686								

100079	NON-PARTISAN OXNARD CITY COUNCIL, DIST 5													
	Registration	Ballots Cast	Turnout (%)		ELIZABETH WHITE	LAWRENCE PAUL STEIN	GABRIELA BASUA							
4150 - MB Oxnard #301 4150	0	0	0.00		0	0	0							
4150 - MB Oxnard #301 - Vote By	0	0	0.00		0	0	0							
4158 - Oxnard #306AFLS 4158	2037	452	22.19		115	42	244							
4158 - Oxnard #306AFLS - Vote B	2037	687	33.73		214	89	326							
4162 - Oxnard #307AL 4162	1290	212	16.43		54	13	103							
4162 - Oxnard #307AL - Vote By	1290	520	40.31		169	67	220							
4164 - MB Oxnard #308 4164	97	4	4.12											
4164 - MB Oxnard #308 - Vote By	97	49	50.52		8	7	22							
4166 - MB Oxnard #309 4166	0	0	0.00		0	0	0							
4166 - MB Oxnard #309 - Vote By	0	0	0.00		0	0	0							
4176 - MB Oxnard #314-317 417	0	0	0.00		0	0	0							
4176 - MB Oxnard #314-317 - Vote	0	0	0.00		0	0	0							
4306 - Oxnard #504AL 4306	1383	323	23.36		92	43	124							
4306 - Oxnard #504AL - Vote By	1383	373	26.97		128	58	145							
4324 - Oxnard #513 4324	460	126	27.39		22	10	73							
4324 - Oxnard #513 - Vote By Ma	460	135	29.35		24	12	87							
4326 - Oxnard #514AL 4326	1131	241	21.31		45	18	138							
4326 - Oxnard #514AL - Vote By	1131	334	29.53		99	30	175							
4328 - Oxnard #515AL 4328	1538	281	18.27		71	29	130							
4328 - Oxnard #515AL - Vote By	1538	418	27.18		170	49	154							
4330 - MB Oxnard #516 4330	0	0	0.00		0	0	0							
4330 - MB Oxnard #516 - Vote By	0	0	0.00		0	0	0							
4372 - MB Oxnard #537 4372	271	14	5.17		0	0	1							
4372 - MB Oxnard #537 - Vote By	271	145	53.51		49	17	62							
4404 - Oxnard #552AL 4404	1302	232	17.82		51	28	121							
4404 - Oxnard #552AL - Vote By	1302	428	32.87		125	48	232							
4420 - Oxnard #560 4420	671	136	20.27		25	13	87							
4420 - Oxnard #560 - Vote By Ma	671	204	30.40		65	27	93							
4472 - Oxnard #584AD 4472	1147	206	17.96		70	26	77							
4472 - Oxnard #584AD - Vote By	1147	336	29.29		116	39	142							
4474 - Oxnard #584LR 4474	1169	284	24.29		75	25	145							
4474 - Oxnard #584LR - Vote By	1169	320	27.37		112	43	140							
Precinct Totals	12496	2511	20.09		621	246	1245							
Vote By Mail Totals	12496	3949	31.60		1279	485	1798							
Grand Totals	12496	6460	51.70		1900	734	3043							
26th CONGRESS	12496	6460	51.70		1900	734	3043							
19th SENATE	12496	6460	51.70		1900	734	3043							
44th ASSEMBLY	12496	6460	51.70		1900	734	3043							
Board of Equalization 3	12496	6460	51.70		1900	734	3043							
3rd SUPE DISTRICT	3424	1924	56.19		561	219	917							
5th SUPE DISTRICT	9072	4536	50.00		1339	515	2126							
VENTURA	12496	6460	51.70		1900	734	3043							
CITY OF OXNARD	12496	6460	51.70		1900	734	3043							

\*\*\*\*\* Insufficient Turnout to Protect Voter Privacy \*\*\*\*\*

COUNTY OF VENTURA Statement of Vote  
VEN\_20181106\_E

100080	NON-PARTISAN OXNARD CITY COUNCIL, DIST 6 ST													
	Registration	Ballots Cast	Turnout (%)		FRANCINE CASTANON	VIANEY LUCIA LOPEZ	LUIS GARCIA-MOREIRA	CAROLINA GALLARDO-MAGANA						
4152 - MB Oxnard #302 4152	0	1	0.00											
4152 - MB Oxnard #302 - Vote By	0	0	0.00											
4174 - Oxnard #313AL 4174	1111	240	21.60		38	73	15	84						
4174 - Oxnard #313AL - Vote By	1111	221	19.89		68	72	17	46						
4300 - Oxnard #501AL 4300	802	170	21.20		42	46	17	17						
4300 - Oxnard #501AL - Vote By	802	249	31.05		76	94	19	44						
4308 - Oxnard #505AL 4308	1670	346	20.72		85	111	21	73						
4308 - Oxnard #505AL - Vote By	1670	528	31.62		128	234	30	88						
4312 - Oxnard #507AL 4312	1650	304	18.42		66	106	31	66						
4312 - Oxnard #507AL - Vote By	1650	544	32.97		136	223	43	86						
4320 - Oxnard #511AL 4320	1214	258	21.25		56	75	21	68						
4320 - Oxnard #511AL - Vote By	1214	346	28.50		96	132	16	74						
4336 - Oxnard #519AL 4336	1155	291	25.19		76	82	31	65						
4336 - Oxnard #519AL - Vote By	1155	290	25.11		83	85	21	68						
4338 - Oxnard #521 4338	1026	190	18.52		38	60	16	44						
4338 - Oxnard #521 - Vote By	1026	266	25.93		60	93	22	58						
4402 - Oxnard #551AL 4402	1274	251	19.70		63	75	17	43						
4402 - Oxnard #551AL - Vote By	1274	427	33.52		120	145	21	83						
4480 - Oxnard #587 4480	575	138	24.00		23	35	14	23						
4480 - Oxnard #587 - Vote By	575	160	27.83		51	53	9	29						
Precinct Totals	10477	2189	20.89		487	663	183	483						
Vote By Mail Totals	10477	3031	28.93		818	1131	198	576						
Grand Totals	10477	5220	49.82		1305	1794	381	1059						
26th CONGRESS	10477	5220	49.82		1305	1794	381	1059						
19th SENATE	10477	5220	49.82		1305	1794	381	1059						
44th ASSEMBLY	10477	5220	49.82		1305	1794	381	1059						
Board of Equalization 3	10477	5220	49.82		1305	1794	381	1059						
3rd SUPE DISTRICT	1111	462	41.58		106	145	32	130						
5th SUPE DISTRICT	9366	4758	50.80		1199	1649	349	929						
VENTURA	10477	5220	49.82		1305	1794	381	1059						
CITY OF OXNARD	10477	5220	49.82		1305	1794	381	1059						















Official Final Results  
Cumulative Totals

County of Ventura

REGISTRATION & TURNOUT County of Ventura	Completed Precincts 742 of 742 448,174	Completed Precincts 742 of 742	St Brd Of Equalization 3 Dist
Total Registration	115,259 25.72% 198,612 44.32% 313,871 70.03%	Completed Precincts 742 of 742	Completed Precincts 742 of 742 136,425 46.02%
Election Day Ballots Cast		REP - BETTY T. YEE	REP - G. RICK MARSHALL
Vote By Mail Ballots Cast		REP - KONSTANTINOS RODITIS	United States Senator
Total Ballots Cast			
Governor	Completed Precincts 742 of 742	Completed Precincts 742 of 742	Completed Precincts 742 of 742
DEM - GAVIN NEWSOM	171,729 55.55%	DEM - FIONA MA	DEM - DIANNE FEINSTEIN 137,141 51.32%
REP - JOHN H. COX	137,393 44.45%	REP - GREG CONLON	DEM - KEVIN DE LEON 130,101 48.68%
Lieutenant Governor	Completed Precincts 742 of 742	Completed Precincts 742 of 742	24th Congressional Dist
DEM - ELENI KOUNALAKIS	137,545 55.47%	DEM - XAVIER BECERRA	Completed Precincts 32 of 32
DEM - ED HERNANDEZ	110,435 44.53%	REP - STEVEN C BAILEY	DEM - SALUD CARBAJAL 2,570 65.13% REP - JUSTIN FAREED 1,376 34.87%
Secretary of State	Completed Precincts 742 of 742	Completed Precincts 742 of 742	25th Congressional Dist
DEM - ALEX PADILLA	176,149 57.72%	NPP - STEVE POIZNER	Completed Precincts 61 of 61
REP - MARK P. MEUSER	129,011 42.28%	DEM - RICARDO LARA	REP - STEVE KNIGHT 25,251 50.40% DEM - KATIE HILL 24,854 49.60%
		St Brd Of Equalization 3 Dist	26th Congressional Dist
	Completed Precincts 742 of 742	Completed Precincts 742 of 742	Completed Precincts 647 of 647
	DEM - TONY VAZQUEZ	DEM - TONY VAZQUEZ	DEM - JULIA BROWNLEY 155,762 62.04% REP - ANTONIO SABATO, JR. 95,295 37.96%

**Official Final Results**  
Cumulative Totals

30th Congressional Dist	Completed Precincts	2 of 2	567 56.93% 429 43.07%	Member of the Assembly 45th FT	Completed Precincts	1 of 1	426 43.83%	Div 2 - PJ COA 2nd Appellate-Lui	Completed Precincts	742 of 742	143,216 67.38% 69,319 32.62%
DEM - BRAD SHERMAN REP - MARK S. REED				REP - JUSTIN M. CLARK				YES NO			
Member of the Assembly 37th Dist	Completed Precincts	357 of 357		For Associate Justice of Supreme Ct CORRIGAN	Completed Precincts	742 of 742	164,623 73.62% 58,994 26.38%	Div 2 - AJ COA 2nd Appellate-Chavez	Completed Precincts	742 of 742	163,145 75.86% 51,921 24.14%
DEM - S. MONIQUE LIMÓN DEM - DAVID L. NORRDIN			57,150 75.24% 18,804 24.76%					YES NO			
Member of the Assembly 38th Dist	Completed Precincts	66 of 66		For Associate Justice of Supreme Ct KRUGER	Completed Precincts	742 of 742	154,264 70.55% 64,405 29.45%	Div 3 - AJ COA 2nd Appellate-Lavin	Completed Precincts	742 of 742	146,792 69.16% 65,473 30.84%
REP - DANTE ACOSTA DEM - CHRISTY SMITH			27,654 52.40% 25,121 47.60%					YES NO			
Member of the Assembly 44th Dist	Completed Precincts	318 of 318		Div 1 - AJ COA 2nd Appellate-Chaney	Completed Precincts	742 of 742	164,194 76.19% 51,305 23.81%	Div 3 - AJ COA 2nd Appellate-Dhanidina	Completed Precincts	742 of 742	133,900 63.44% 77,178 36.56%
DEM - JACQUI IRWIN REP - RONDA BALDWIN-KENNEDY			93,309 59.02% 64,781 40.98%					YES NO			
Member of the Assembly 45th FT	Completed Precincts	1 of 1		Div 1 - AJ COA 2nd Appellate-Bendix	Completed Precincts	742 of 742	161,200 75.32% 52,817 24.68%	Div 3 - AJ COA 2nd Appellate-Egerton	Completed Precincts	742 of 742	145,523 70.38% 70,362 32.62%
DEM - JESSE GABRIEL			546 56.17%					YES NO			

Official Final Results  
Cumulative Totals

County of Ventura

Div 3 - AJ COA 2nd Appellate-Egerton	Completed Precincts	742 of 742	61,235	29.62%	NO	Div 5 - AJ COA 2nd Appellate-Baker	Completed Precincts	742 of 742	135,014	66.52%	67,957	33.48%	NO	Div 7 - AJ COA 2nd Appellate-Segal	Completed Precincts	742 of 742	65,696	32.41%	NO							
Div 4 - PJ COA 2nd Appellate-Manella	Completed Precincts	742 of 742	159,827	77.11%	47,456	22.89%	YES	Div 6 - PJ COA 2nd Appellate-Gilbert	Completed Precincts	742 of 742	138,315	67.83%	65,611	32.17%	NO	Div 8 - PJ COA 2nd Appellate-Bigelow	Completed Precincts	742 of 742	156,650	76.82%	47,268	23.18%				
Div 4 - AJ COA 2nd Appellate-Willhite	Completed Precincts	742 of 742	143,415	69.93%	61,667	30.07%	YES	Div 6 - AJ COA 2nd Appellate-Tangeman	Completed Precincts	742 of 742	134,312	66.26%	68,378	33.74%	NO	State Supt of Public Instruction	Completed Precincts	742 of 742	132,555	51.26%	123,812	47.87%	2,251	0.87%		
Div 5 - AJ COA 2nd Appellate-Kim	Completed Precincts	742 of 742	144,344	69.91%	62,124	30.09%	YES	Div 7 - AJ COA 2nd Appellate-Feuer	Completed Precincts	742 of 742	140,054	68.70%	63,824	31.30%	NO	NPP - MARSHALL TUCK	Completed Precincts	124 of 124	21,358	37.01%	20,079	34.79%	15,932	27.60%	347	0.60%
Div 5 - AJ COA 2nd Appellate-Moor	Completed Precincts	742 of 742	134,650	66.18%	68,907	33.82%	YES	Div 7 - AJ COA 2nd Appellate-Segal	Completed Precincts	742 of 742	137,014	67.59%			YES	NPP - MIKE TEASDALE	Completed Precincts	124 of 124	21,358	37.01%	20,079	34.79%	15,932	27.60%	347	0.60%

Official Final Results  
Cumulative Totals

County of Ventura

VENTURA County Board of Education TA 4		Completed Precincts	108 of 108
NPP - ROB COLLINS	33,912	59.09%	
NPP - DEAN KUNICKI	23,013	40.10%	
WRITE-IN	466	0.81%	

Community College TA No. 1		Completed Precincts	235 of 235
NPP - JOSHUA CHANCER	22,701	41.74%	
NPP - JEANNETTE SANCHEZ-PALACIOS	14,757	27.13%	
NPP - DINA PIELAET	10,148	18.66%	
NPP - ARTHUR "AJ" VALENZUELA, JR	6,460	11.89%	
WRITE-IN	319	0.59%	

Community College TA No. 2		Completed Precincts	124 of 124
NPP - DIANNE B. MCKAY	30,877	54.56%	
NPP - CRAIG R. EVERETT	25,353	44.80%	
WRITE-IN	361	0.64%	

Community College TA No. 5		Completed Precincts	116 of 116
NPP - GABRIELA TORRES	21,397	63.05%	
NPP - ART HERNANDEZ	12,238	36.06%	
WRITE-IN	304	0.90%	

CONEJO VALLEY Gov Brd Mem- Unified SD		Completed Precincts	86 of 86
NPP - CINDY GOLDBERG	28,600	20.43%	
NPP - JENNY FITZGERALD	26,393	18.85%	
NPP - BILL GORBACK	24,461	17.47%	
NPP - AMY CHEN	22,108	15.79%	
NPP - ANGIE SIMPSON	17,700	12.64%	
NPP - MIKE DUNN	16,836	12.03%	
NPP - PATRISSHA ROSE BOOKER	1,975	1.41%	
NPP - MARLON DELANO WILLIAMS	1,662	1.19%	
WRITE-IN	272	0.19%	

CUYAMA JOINT Gov Brd Mem- Unified SD		Completed Precincts	2 of 2
NPP - WHITNEY NICHOLE GOLLER	22	44.00%	
NPP - HEATHER LOMAX	20	40.00%	
NPP - JUAN R. GONZALEZ	8	16.00%	
WRITE-IN	0	0.00%	

EL TEJON Gov Brd Mem- Unified SD		Completed Precincts	1 of 1
NPP - MISTY HARRIS-JOHNSTON	42	26.25%	
NPP - CHRIS FLORES	37	23.13%	
NPP - ALEXI SVEINE	23	14.38%	
NPP - VICTORIA HUNGERFORD-HURST	21	13.13%	
NPP - KATHLEEN EGGMAN	19	11.88%	
NPP - LIZETTE TEMPLETON	18	11.25%	
WRITE-IN	0	0.00%	

FILLMORE Gov Brd Mem- Unified SD		Completed Precincts	24 of 24
NPP - LUCY RANGEL	3,160	30.53%	
NPP - SEAN MORRIS	2,573	24.86%	
NPP - SCOTT F BEYLIK	2,347	22.67%	
NPP - JANE E. BRUNTON-MUÑOZ	2,227	21.51%	
WRITE-IN	44	0.43%	

LAS VIRGENES Gov Brd Mem- Unified SD		Completed Precincts	1 of 1
NPP - LESLI STEIN	335	28.56%	
NPP - ANGELA CUTBILL	314	26.77%	
NPP - KIYOMI KOWALSKI	270	23.02%	
NPP - DALLAS LAWRENCE	244	20.80%	
WRITE-IN	10	0.85%	

MOORPARK Gov Brd Mem- Unified SD		Completed Precincts	35 of 35
NPP - ROBERT J. PEREZ	6,304	29.20%	
NPP - NATHAN SWEET	6,175	28.60%	
NPP - LIZ SOTO	5,310	24.60%	
NPP - HARRY CARBONATI	3,732	17.29%	
WRITE-IN	68	0.31%	

OJAI Gov Brd Mem- Unified SD		Completed Precincts	69 of 69
NPP - JANE WEIL	5,477	30.68%	
NPP - KEVIN RUF	5,252	29.42%	
NPP - MICHAEL W. SHANAHAN	4,482	25.11%	
NPP - JEFF KETELSEN	2,594	14.53%	



**Official Final Results**  
Cumulative Totals

**County of Ventura**

<p>OJAI Gov Brd Mem- Unified SD</p> <p>Number to Vote For: 3</p> <p>Completed Precincts 69 of 69</p> <p>WRITE-IN 48 0.27%</p>	<p>VENTURA UNIFIED SD TA 4</p> <p>Completed Precincts 16 of 16</p> <p>NPP - JERRY DANNENBERG 3,540 36.54%</p> <p>NPP - MADHU BAJAJ 3,294 34.00%</p> <p>NPP - DEBORAH MEYER- MORRIS 2,767 28.56%</p> <p>WRITE-IN 87 0.90%</p>	<p>RIO Gov Brd Mem - ESD</p> <p>Number to Vote For: 3</p> <p>Completed Precincts 44 of 44</p> <p>NPP - EDITH MARTINEZ CORTES 5,220 34.62%</p> <p>NPP - ELEANOR TORRES 3,594 23.83%</p> <p>NPP - LINDA AGUILAR 3,467 22.99%</p> <p>NPP - ROSA BALDERRAMA 2,705 17.94%</p> <p>WRITE-IN 94 0.62%</p>
<p>SIMI VALLEY Gov Brd Mem-Unified Shrt Trm V4One</p> <p>Completed Precincts 68 of 68</p> <p>NPP - KAREEM JUBRAN 23,255 53.73%</p> <p>NPP - CONNOR M. KUBEISY 19,637 45.37%</p> <p>WRITE-IN 393 0.91%</p>	<p>OXNARD UNION Gov Brd Mem - HSD</p> <p>Number to Vote For: 3</p> <p>Completed Precincts 267 of 267</p> <p>NPP - BEATRIZ "BEA" HERRERA 46,498 29.42%</p> <p>NPP - KAREN SHER 38,361 24.27%</p> <p>NPP - WAYNE EDMONDS 34,526 21.84%</p> <p>NPP - ALFREDO VARELA 26,224 16.59%</p> <p>NPP - MATT VACA SAMS 11,727 7.42%</p> <p>WRITE-IN 730 0.46%</p>	<p>SOMIS UNION Gov Brd Mem - ESD</p> <p>Number to Vote For: 3</p> <p>Completed Precincts 18 of 18</p> <p>NPP - SCOTT A. MIER 520 28.46%</p> <p>NPP - MICHELLE A. QUINTERO 465 25.45%</p> <p>NPP - JEFF OGNE 419 22.93%</p> <p>NPP - LIZETTE CUEVAS-GONZALEZ 397 21.73%</p> <p>WRITE-IN 26 1.42%</p>
<p>SANTA PAULA Gov Brd Mem- Unified SD</p> <p>Number to Vote For: 2</p> <p>Completed Precincts 30 of 30</p> <p>NPP - JERI MEAD 4,308 35.89%</p> <p>NPP - DEREK-JORDON RAY LUNA 3,483 29.02%</p> <p>NPP - KELSEY STEWART 2,640 22.00%</p> <p>NPP - EDD C. BOND 1,522 12.68%</p> <p>WRITE-IN 49 0.41%</p>	<p>OXNARD Gov Brd Elem TA 5</p> <p>Completed Precincts 31 of 31</p> <p>NPP - DEBRA MEDINA CORDES 4,017 64.39%</p> <p>NPP - VIOLET MUNOZ PALOMO 2,147 34.41%</p> <p>WRITE-IN 75 1.20%</p>	<p>CAMARILLO City Council</p> <p>Number to Vote For: 3</p> <p>Completed Precincts 54 of 54</p> <p>NPP - SHAWN MARK MULCHAY 9,533 13.91%</p> <p>NPP - CHARLOTTE CRAVEN 9,524 13.89%</p> <p>NPP - SUSAN SANTANGELO 9,455 13.79%</p> <p>NPP - MIKE MORGAN 8,504 12.41%</p> <p>NPP - JAN "JEANETTE L." MCDONALD 8,289 12.09%</p> <p>NPP - ANGUS SIMMONS 7,446 10.86%</p> <p>NPP - BEV DRANSFELDT 6,191 9.03%</p> <p>NPP - DANIEL GOLDBERG 5,101 7.44%</p> <p>NPP - JESSICA ROMERO 4,349 6.34%</p> <p>WRITE-IN 152 0.22%</p>
<p>VENTURA UNIFIED SD TA 1</p> <p>Completed Precincts 62 of 62</p> <p>NPP - VELMA L. LOMAX 3,112 52.96%</p> <p>NPP - ANTHONY KRZYWICKI 1,669 28.40%</p> <p>NPP - TOMAS JUARICO LUNA 1,024 17.43%</p> <p>WRITE-IN 71 1.21%</p>	<p>PLEASANT VALLEY Gov Brd Mem - ESD</p> <p>Number to Vote For: 3</p> <p>Completed Precincts 66 of 66</p> <p>NPP - REBECCA "BECKIE" CRAMER 19,302 35.39%</p> <p>NPP - BOB RUST 14,899 27.32%</p> <p>NPP - RON SPEAKMAN 13,713 25.15%</p> <p>NPP - BRYAN ALEXANDER 6,356 11.65%</p> <p>WRITE-IN 265 0.49%</p>	

Official Final Results  
Cumulative Totals

County of Ventura

<p>FILLMORE City Council</p> <p>Number to Vote For: 2</p> <p>Completed Precincts 7 of 7</p> <p>NPP - LYNN EDMONDS 2,563 42.03%</p> <p>NPP - DIANE MCCALL 2,123 34.81%</p> <p>NPP - CARRIE L. BROGGIE 1,370 22.47%</p> <p>WRITE-IN 42 0.69%</p>	<p>OJAI City Council</p> <p>Number to Vote For: 3</p> <p>Completed Precincts 11 of 11</p> <p>NPP - RANDY HANEY 2,174 30.10%</p> <p>NPP - RYAN BLATZ 2,034 28.16%</p> <p>NPP - WILLIAM N. WEIRICK 1,859 25.74%</p> <p>NPP - DENISE STEURER 1,108 15.34%</p> <p>WRITE-IN 48 0.66%</p>	<p>SIMI VALLEY City Mayor</p> <p>Completed Precincts 58 of 58</p> <p>NPP - DAWN GRAY 9,593 20.37%</p> <p>NPP - CARINA ARMENTA 7,805 16.58%</p> <p>NPP - JERRY SHAFFNER 4,097 8.70%</p> <p>NPP - CARL MERCADO 1,236 2.63%</p> <p>WRITE-IN 337 0.72%</p>
<p>MOORPARK City Mayor</p> <p>Completed Precincts 16 of 16</p> <p>NPP - JANICE S. PARVIN 10,665 93.33%</p> <p>WRITE-IN 762 6.67%</p>	<p>PORT HUENEME City Council</p> <p>Number to Vote For: 3</p> <p>Completed Precincts 10 of 10</p> <p>NPP - LAURA DEBORAH HERNANDEZ 3,270 30.26%</p> <p>NPP - STEVEN A. GAMA 2,430 22.49%</p> <p>NPP - RICHARD W ROLLINS 2,214 20.49%</p> <p>NPP - JIM HENSLEY 1,711 15.84%</p> <p>NPP - DAN TULLIS 1,115 10.32%</p> <p>WRITE-IN 65 0.60%</p>	<p>SIMI VALLEY City Council</p> <p>Number to Vote For: 2</p> <p>Completed Precincts 58 of 58</p> <p>NPP - MIKE JUDGE 22,209 27.80%</p> <p>NPP - RUTH LUEVANOS 13,660 17.10%</p> <p>NPP - WILLIAM "BILL" DANIELS 10,751 13.46%</p> <p>NPP - FRED THOMAS 9,643 12.07%</p> <p>NPP - PHIL LOOS 8,586 10.75%</p> <p>NPP - VICTORIA CATHERINE WRIGHT 5,333 6.67%</p> <p>NPP - THOMAS "TOM" J. HARTFIELD 3,480 4.36%</p> <p>NPP - BRIAN WILSON 3,432 4.30%</p> <p>NPP - ROBBIE HIDALGO 2,612 3.27%</p> <p>WRITE-IN 196 0.25%</p>
<p>MOORPARK City Council</p> <p>Number to Vote For: 2</p> <p>Completed Precincts 16 of 16</p> <p>NPP - CHRIS R. ENEGREN 6,251 26.86%</p> <p>NPP - DAVID POLLOCK 5,107 21.95%</p> <p>NPP - DANIEL GROFF 4,749 20.41%</p> <p>NPP - DAVID LOPEZ-LEE 3,860 16.59%</p> <p>NPP - DAVID J. ROSS 3,238 13.91%</p> <p>WRITE-IN 66 0.28%</p>	<p>SANTA PAULA City Council</p> <p>Number to Vote For: 3</p> <p>Completed Precincts 14 of 14</p> <p>NPP - RICHARD "RICK" ARAIZA 3,805 22.66%</p> <p>NPP - CARLOS JUAREZ 3,563 21.22%</p> <p>NPP - JENNY CROSSWHITE 3,387 20.17%</p> <p>NPP - ANDY SOBEL 2,651 15.79%</p> <p>NPP - GINGER GHERARDI 2,049 12.20%</p> <p>NPP - AARON DUNKEL 1,294 7.71%</p> <p>WRITE-IN 45 0.27%</p>	<p>THOUSAND OAKS City Council</p> <p>Number to Vote For: 3</p> <p>Completed Precincts 63 of 63</p> <p>NPP - CLAUDIA BILL-DE LA PEÑA 23,531 19.65%</p> <p>NPP - BOB ENGLER 22,880 19.10%</p> <p>NPP - ED JONES 19,034 15.89%</p> <p>NPP - KEVIN P. MCNAMEE 14,387 12.01%</p> <p>NPP - JOEL R. PRICE 13,184 11.01%</p> <p>NPP - THOMAS "TOM" SCOTT ADAMS 10,224 8.54%</p> <p>NPP - DON SCHMITZ 4,348 3.63%</p> <p>NPP - CLIFFORD ZONE 4,237 3.54%</p> <p>NPP - CARROL HOLST 2,969 2.48%</p> <p>NPP - WILLIAM TOMASI 2,958 2.47%</p> <p>NPP - DAN TWEDT 1,735 1.45%</p> <p>WRITE-IN 276 0.23%</p>
<p>OJAI City Mayor</p> <p>Completed Precincts 11 of 11</p> <p>NPP - JOHN F. "JOHNNY" JOHNSTON 1,911 51.87%</p> <p>NPP - SEVERO LARA 1,746 47.39%</p> <p>WRITE-IN 27 0.73%</p>	<p>SIMI VALLEY City Mayor</p> <p>Completed Precincts 58 of 58</p> <p>NPP - KEITH MASHBURN 24,017 51.01%</p>	

<p>SAN BUENAVENTURA City Council, Dist 1</p> <p>Completed Precincts 13 of 13</p> <p>NPP - SOFIA RUBALCAVA 1,767 46.73%                  NPP - KEVIN CLERICI 1,055 27.90%                  NPP - IRENE V. HENRY 677 17.91%                  NPP - MARCO CUEVAS 260 6.88%                  WRITE-IN 22 0.58%</p>	<p>OXNARD City Mayor</p> <p>Completed Precincts 109 of 109</p> <p>NPP - TIM FLYNN 21,147 49.02%                  NPP - AARON STARR 12,929 29.97%                  NPP - MARIO QUINTANA 8,684 20.13%                  WRITE-IN 381 0.88%</p>	<p>OXNARD City Council, Dist 6 ST</p> <p>Completed Precincts 10 of 10</p> <p>NPP - VIANEY LUCIA LOPEZ 1,794 39.08%                  NPP - FRANCINE CASTANON 1,305 28.43%                  NPP - CAROLINA GALLARDO-MAGAÑA 1,059 23.07%                  NPP - LUIS GARCIA-MOREIRA 381 8.30%                  WRITE-IN 51 1.11%</p>
<p>SAN BUENAVENTURA City Council, Dist 4</p> <p>Completed Precincts 10 of 10</p> <p>NPP - ERIK NASARENKO 3,046 43.83%                  NPP - SPENCER NOREN 1,725 24.82%                  NPP - MIKE MAROSTICA 832 11.97%                  NPP - ED ALAMILLO 708 10.19%                  NPP - ALEC GASCA 316 4.55%                  NPP - WAYNE MORGAN 293 4.22%                  WRITE-IN 30 0.43%</p>	<p>OXNARD City Council, Dist 1</p> <p>Completed Precincts 25 of 25</p> <p>NPP - BERT E. PERELLO 4,648 41.70%                  NPP - KARI CRYDER 2,863 25.68%                  NPP - KEN OPLINGER 1,826 16.38%                  NPP - AMBROSIO CASANOVA JR. 1,740 15.61%                  WRITE-IN 70 0.63%</p>	<p>BELL CANYON Comm Serv</p> <p>Number to Vote For: 2</p> <p>Completed Precincts 1 of 1</p> <p>NPP - JUDITH LANTZ 395 31.52%                  NPP - BILL SPEER 336 26.82%                  NPP - GEOFFREY IAN ABADIEE 288 22.98%                  NPP - IAN SHRAGO 223 17.80%                  WRITE-IN 11 0.88%</p>
<p>SAN BUENAVENTURA City Council, Dist 5</p> <p>Completed Precincts 7 of 7</p> <p>NPP - JIM FRIEDMAN 3,059 50.02%                  NPP - MARIE LAKIN 2,650 43.33%                  NPP - JACK LLOYD SELBY 358 5.85%                  WRITE-IN 49 0.80%</p>	<p>OXNARD City Council, Dist 2</p> <p>Completed Precincts 26 of 26</p> <p>NPP - CARMEN RAMIREZ 4,397 58.29%                  NPP - LANCE RALSTON 2,415 32.02%                  NPP - TAI M. HARTLEY 686 9.09%                  WRITE-IN 45 0.60%</p>	<p>CHANNEL ISLANDS BEACH Comm Serv</p> <p>Number to Vote For: 3</p> <p>Completed Precincts 2 of 2</p> <p>NPP - MARCIA MARCUS 609 26.17%                  NPP - JARED BOUCHARD 600 25.78%                  NPP - SEAN DEBLEY 506 21.74%                  NPP - ELLEN S. SPIEGEL 384 16.50%                  NPP - JIM ESTOMO 221 9.50%                  WRITE-IN 7 0.30%</p>
<p>SAN BUENAVENTURA City Council, Dist 6</p> <p>Completed Precincts 12 of 12</p> <p>NPP - LORRIE BROWN 3,533 66.69%                  NPP - CHARLES KISTNER JR 1,685 31.80%                  WRITE-IN 80 1.51%</p>	<p>OXNARD City Council, Dist 5</p> <p>Completed Precincts 16 of 16</p> <p>NPP - GABRIELA BASUA 3,043 52.73%                  NPP - ELIZABETH WHITE 1,900 32.92%                  NPP - LAWRENCE PAUL STEIN 734 12.72%                  WRITE-IN 94 1.63%</p>	<p>OXNARD HARBOR</p> <p>Number to Vote For: 3</p> <p>Completed Precincts 129 of 129</p> <p>NPP - JESS HERRERA 26,855 30.88%                  NPP - MARY ANNE ROONEY 24,134 27.75%                  NPP - JASON THOMAS HODGE 23,587 27.12%</p>

Official Final Results  
Cumulative Totals

<p>OXNARD HARBOR</p> <p>Number to Vote For: 3</p> <p>Completed Precincts 129 of 129</p> <p>NPP - ARLENE NAOMI FRASER 11,944 13.73% WRITE-IN 457 0.53%</p>		<p>CAMROSA WATER DISTRICT DIV 2</p> <p>Completed Precincts 31 of 31</p> <p>NPP - JEFFREY BROWN 5,809 55.47% NPP - JEFFREY S. LANDIS 4,579 43.72% WRITE-IN 85 0.81%</p>		<p>Proposition 3</p> <p>Completed Precincts 742 of 742</p> <p>NO 154,927 51.89% YES 143,622 48.11%</p>	
<p>CONEJO REC and PARK DIST</p> <p>Number to Vote For: 3</p> <p>Completed Precincts 73 of 73</p> <p>NPP - DOUG NICKLES 26,549 27.38% NPP - SUSAN L. HOLT 25,526 26.32% NPP - NELLIE CUSWORTH 18,880 19.47% NPP - JOHN A. SHORT III 17,609 18.16% NPP - CHAISE RASHEED 8,027 8.28% WRITE-IN 391 0.40%</p>		<p>CASITAS MUNI WATER DIST DIV 4</p> <p>Completed Precincts 61 of 61</p> <p>NPP - ANGELO SPANDRIO 2,660 54.20% NPP - MARY BERGEN 2,215 45.13% WRITE-IN 33 0.67%</p>		<p>Proposition 4</p> <p>Completed Precincts 742 of 742</p> <p>YES 182,205 60.41% NO 119,395 39.59%</p>	
<p>PLEASANT VALLEY REC and PARK DIST</p> <p>Number to Vote For: 2</p> <p>Completed Precincts 69 of 69</p> <p>NPP - ELAINE LOUISE MAGNER 15,397 37.09% NPP - ROBERT "BUDDY" KELLEY 14,769 35.57% NPP - KERRY A. CLERIC 11,147 26.85% WRITE-IN 205 0.49%</p>		<p>Proposition 1</p> <p>Completed Precincts 742 of 742</p> <p>YES 157,745 51.97% NO 145,780 48.03%</p>		<p>Proposition 5</p> <p>Completed Precincts 742 of 742</p> <p>NO 164,507 54.79% YES 135,756 45.21%</p>	
<p>RANCHO SIMI REC and PARK DIST</p> <p>Number to Vote For: 2</p> <p>Completed Precincts 78 of 78</p> <p>NPP - BRIAN DENNERT 26,202 38.57% NPP - ED ABELE 24,908 36.67% NPP - GENE "HOSS" HOSTETLER 16,456 24.23% WRITE-IN 363 0.53%</p>		<p>Proposition 2</p> <p>Completed Precincts 742 of 742</p> <p>YES 182,835 60.25% NO 120,638 39.75%</p>		<p>Proposition 6</p> <p>Completed Precincts 742 of 742</p> <p>NO 159,641 52.22% YES 146,052 47.78%</p>	
		<p>Proposition 7</p> <p>Completed Precincts 742 of 742</p> <p>YES 187,112 62.32%</p>			

Official Final Results  
Cumulative Totals

Proposition 7	Completed Precincts 742 of 742	113,113 37.68%	Measure E-City of Camarillo	Completed Precincts 54 of 54	18,445 65.90% 9,544 34.10%	Measure I-SEABRIDGE COMMUNITY FD	Completed Precincts 1 of 1	38 8.56%
NO			YES NO			NO YES		
Proposition 8	Completed Precincts 742 of 742	187,357 62.13% 114,221 37.87%	Measure F-SEABRIDGE COMMUNITY FD	Completed Precincts 1 of 1	406 90.83% 41 9.17%	Measure J-City of Ojai	Completed Precincts 11 of 11	2,232 65.49% 1,176 34.51%
NO YES			YES NO			NO YES		
Proposition 10	Completed Precincts 742 of 742	188,761 61.88% 116,268 38.12%	Measure G-City of Oxnard	Completed Precincts 109 of 109	33,713 79.77% 8,551 20.23%	Measure K-City of Ojai	Completed Precincts 11 of 11	2,347 67.00% 1,156 33.00%
NO YES			YES NO			NO YES		
Proposition 11	Completed Precincts 742 of 742	184,031 60.84% 118,429 39.16%	Measure H-SEABRIDGE COMMUNITY FD	Completed Precincts 1 of 1	391 87.47% 56 12.53%	Measure L-Ro Elementary School District	Completed Precincts 44 of 44	6,714 71.96% 2,614 28.02%
YES NO			YES NO			BONDS YES BONDS NO		
Proposition 12	Completed Precincts 742 of 742	191,802 63.37% 110,883 36.63%	Measure I-SEABRIDGE COMMUNITY FD	Completed Precincts 1 of 1	406 91.44%	Measure M-City of Camarillo	Completed Precincts 54 of 54	16,233 58.08% 11,716 41.92%
YES NO			YES			YES NO		

**Official Final Results**  
Cumulative Totals

**County of Ventura**

Measure N-City of Santa Paula	Completed Precincts	14 of 14	5,053 71.84% 1,981 28.16%	Measure R-City of Simi Valley	Completed Precincts	58 of 58	23,609 47.99%
YES				YES			
NO				NO			
Measure O-Mesa Union School District	Completed Precincts	19 of 19	862 55.79% 683 44.21%	Measure S-City of Simi Valley	Completed Precincts	58 of 58	25,979 54.53% 21,663 45.47%
BONDS YES				NO			
BONDS NO				YES			
Measure P-City of Thousand Oaks	Completed Precincts	63 of 63	39,967 76.36% 12,374 23.64%	Measure T-City of Fillmore	Completed Precincts	7 of 7	2,220 53.58% 1,923 46.42%
YES				NO			
NO				YES			
Measure Q-City of Simi Valley	Completed Precincts	58 of 58	31,171 66.48% 15,718 33.52%	Measure U-Port Hueneme	Completed Precincts	10 of 10	3,789 69.33% 1,676 30.67%
YES				YES			
NO				NO			
Measure R-City of Simi Valley	Completed Precincts	58 of 58	25,588 52.01%	Measure Y-Allan Hancock Joint CCD	Completed Precincts	2 of 2	23 62.16% 14 37.84%
NO				BONDS YES			
				BONDS NO			