

**DRAFT**

**City of Oxnard  
Consolidated Annual Performance and  
Evaluation Report  
FY 2023-2024**

**September 2024**

**Prepared By:**

**City of Oxnard Housing Department  
Grants Management Division  
435 South "D" Street  
Oxnard, CA 93030**

# Table of Contents

CR-05 - Goals and Outcomes .....	3
CR-10 - Racial and Ethnic composition of families assisted .....	12
CR-15 - Resources and Investments 91.520(a) .....	14
CR-20 - Affordable Housing 91.520(b) .....	22
CR-25 - Homeless and Other Special Needs 91.220(d, e); 91.320(d, e); 91.520(c) .....	25
CR-30 - Public Housing 91.220(h); 91.320(j) .....	27
CR-35 - Other Actions 91.220(j)-(k); 91.320(i)-(j) .....	29
CR-40 - Monitoring 91.220 and 91.230 .....	33
CR-45 - CDBG 91.520(c) .....	35
CR-50 - HOME 24 CFR 91.520(d) .....	36
CR-58 – Section 3 .....	38
CR-60 – ESG 91.520(g) .....	39
CAPER Exhibits .....	43
SAGE HUD ESG and ESG-CV Aggregator Report Quarter 12 .....	271
Public Comments .....	308
Certificate of Publication and Oxnard Citizen Participation Plan .....	309

## **CR-05 - Goals and Outcomes**

### **Progress the jurisdiction has made in carrying out its strategic plan and its action plan. 91.520(a)**

This could be an overview that includes major initiatives and highlights that were proposed and executed throughout the program year.

The 2023 Consolidated Annual Performance and Evaluation Report (CAPER) is an annual report of performance outcomes of HUD entitlement grants for the Fiscal Year 2023-24 (FY 2023-24) and cumulative plan years 2020-2024. In Table 1 below, the report provides comparison with goals set in the 2020-2024 Regional Ventura County Consolidated Plan under “Expected-Strategic Plan” and the outcomes of the fiscal year beginning with July 2023 through June 2024 under “Actual-Strategic Plan”. Also, the 2023 Annual Action Plan (AAP) goals under the column headings “Expected-Program Year” and “Actual-Program Year”. The “Percent Complete” is in relation to each respective comparison. The information herein meets the HUD requirements mandated in 24 CFR 91.520.

The City continues to fund activities to improve housing needs of low to moderate income individuals, address the needs of homeless persons, and improve community programs and development activities that will benefit low to moderate income residents. In FY 2020-21 the City received Coronavirus Aid, Relief, and Economic Security (CARES) Act for the CDBG and ESG programs to prevent, prepare for, and respond to Coronavirus. CARES Act actual accomplishments are not reflected in Table 1- Accomplishment-Program Year & Strategic Plan to Date, refer to Table 1A. A description of this year's CDBG-CV & ESG-CV accomplishments achieved is included as an attachment. In FY 2021-22 the City received HOME-ARP funds to provide housing services and shelter to individuals and families experiencing homelessness and other vulnerable populations.

### **Comparison of the proposed versus actual outcomes for each outcome measure submitted with the consolidated plan and explain, if applicable, why progress was not made toward meeting goals and objectives. 91.520(g)**

Categories, priority levels, funding sources and amounts, outcomes/objectives, goal outcome indicators, units of measure, targets, actual outcomes/outputs, and percentage completed for each of the grantee’s program year goals.

Goal	Category	Source / Amount	Indicator	Unit of Measure	Expected – Strategic Plan	Actual – Strategic Plan	Percent Complete	Expected – Program Year	Actual – Program Year	Percent Complete
Create Quality Neighborhoods	Non-Housing Community Development	CDBG	Public Facility or Infrastructure Activities other than Low/Moderate Income Housing Benefit	Persons Assisted	128,000	187,042	146.13%	11000	19,745	179.50%
Effective Administration	Planning and Administration	CDBG/ HOME / ESG/ CDBG-CV/ ESG-CV	Other	Other	0	0				
Enhance Economic Stability	Non-Housing Community Development	CDBG/ HOME/ ESG/ CDBG-CV/ ESG-CV	Facade treatment/business building rehabilitation	Business	0	0		2	0	0.00%
Enhance Economic Stability	Non-Housing Community Development	CDBG/ HOME/ ESG/ CDBG-CV/ ESG-CV	Jobs created/retained	Jobs	20	0	0.00%			



Enhance Economic Stability	Non-Housing Community Development	CDBG/ HOME/ ESG/ CDBG-CV/ ESG-CV	Businesses assisted	Businesses Assisted	20	0	0.00%			
Improve Supply of Affordable Housing	Affordable Housing	CDBG:/ HOME/ CDBG-CV	Rental units constructed	Household Housing Unit	25	0	0.00%	30	0	0.00%
Improve Supply of Affordable Housing	Affordable Housing	CDBG / HOME / CDBG-CV	Homeowner Housing Rehabilitated	Household Housing Unit	30	0	0.00%			
Improve Supply of Affordable Housing	Affordable Housing	CDBG / HOME / CDBG-CV	Direct Financial Assistance to Homebuyers	Households Assisted	50	9	18.00%	10	0	0.00%
Improve Supply of Affordable Housing	Affordable Housing	CDBG/ HOME / CDBG-CV	Tenant-based rental assistance / Rapid Rehousing	Households Assisted	90	0	0.00%			
Improve Supply of Affordable Housing	Affordable Housing	CDBG/ HOME / CDBG-CV	Housing Code Enforcement/Foreclosed Property Care	Household Housing Unit	10,000	4,893	48.93%			
Increase Social Services	Non-Homeless Special Needs	CDBG/ CDBG-CV	Public service activities other than Low/Moderate Income Housing Benefit	Persons Assisted	39,000	20,651	52.95%	655	1145	174.81%

Increase Social Services	Non-Homeless Special Needs	CDBG/CDBG-CV	Public service activities for Low/Moderate Income Housing Benefit	Households Assisted	700	194	27.71%			
Increase Social Services	Non-Homeless Special Needs	CDBG/CDBG-CV	Homeless Person Overnight Shelter	Persons Assisted	0	0		0	0	
Work to End Homelessness	Homeless	CDBG/ESG/CDBG-CV/ESG-CV	Public service activities other than Low/Moderate Income Housing Benefit	Persons Assisted	0	1,991		400	1,991	497.75%
Work to End Homelessness	Homeless	CDBG/ESG/CDBG-CV/ESG-CV	Tenant-based rental assistance / Rapid Rehousing	Households Assisted	130	90	69.23%	15	34	226.67%
Work to End Homelessness	Homeless	CDBG/ESG/CDBG-CV/ESG-CV	Homeless Person Overnight Shelter	Persons Assisted	1,100	243	22.09%	10	13	130.00%
Work to End Homelessness	Homeless	CDBG/ESG/CDBG-CV/ESG-CV	Homelessness Prevention	Persons Assisted	785	0	0.00%			

Work to End Homelessness	Homeless	CDBG/ ESG/ CDBG-CV/ ESG-CV	Other	Other	200	637	318.50%	150	322	214.67%
--------------------------	----------	----------------------------	-------	-------	-----	-----	---------	-----	-----	---------

**Table 1 - Accomplishments – Program Year & Strategic Plan to Date**

**Assess how the jurisdiction’s use of funds, particularly CDBG, addresses the priorities and specific objectives identified in the plan, giving special attention to the highest priority activities identified.**

Fiscal Year 2023-2024, CDBG activities addressing the priorities and specific objectives in the 2023 Annual Action Plan include the following outcomes: CDBG Public Services accomplishment total is 5,284 persons served; Total Housing units produced are 6; and the total persons benefiting the outcome of the Public Facilities and Improvements generated through the HUD programs are 230,370 persons in low- and moderate income areas. The grand total CDBG sum of accomplishments is 235,660 persons served, based on IDIS report PR-23 located in Exhibit V. However, the CDBG Public Service actual accomplishment total is 3,136 persons served. The difference of 2,148 was reflected in last year's CAPER due to the activities closed September 2023; those totals are referenced in PR-23 report in Exhibit V. Furthermore, the CDBG Public facilities and Improvements actual accomplishment is 19,745 persons and Housing accomplishment is zero units. The discrepancy of about 210,625 persons in Public Facilities-Fire Station Alerting Systems and is due to prior years activities from Fiscal Year 2020-2021 were deemed by HUD as an ineligible activity during the most recent monitoring review. This program year HUD has provided the determination and the City will close the activity in FY 2023-24. The Accomplishments of the Housing services in housing units were accounted for and referenced in the previous years’ FY2020-21 CAPER and will be closed in FY2023-24. The actual CDBG sum of accomplishment grand total is 22,881. This includes 3,136 persons and 19,745 persons in low- and moderate income areas.

In FY 2023-24, Enhance Economic Stability goal: this goal includes an outcome of Jobs created or retained, and has had challenges throughout the pandemic years. The Business Assistance Loan program is expected to move forward in FY 2024-25. Furthermore, Business building rehabilitation actual accomplishment was zero due to the new project is expected to move forward in FY 2024-25.

Create Quality Neighborhoods: The difficulties encountered in meeting the CDBG funded goals for the Create Quality Neighborhoods goals include, the Low- and Moderate-Income Area project based on census tract areas, the Aspire Pocket Park project that was delayed during the FY 2023-24 program year, and is expected to move forward in FY 2024-25. Prior funded projects, Homeless Shelter Rehabilitation and Clearance-Off site

improvements activities at Cypress Place have commenced during this program year, however, the activity will continue through FY2024-25. Improve Supply of Affordable Housing goal: the down payment assistance goal of 10 households was not met in this year's AAP due to the lack of inventory and high interest rates. This reflected the difficulty for residents to secure a property to purchase. Therefore no households were provided down payment assistance in FY2023-24. Furthermore, increased the down payment assistance per qualified household to assist with the house purchase by the HUD guidelines. The project is expected to move forward in FY 2024-25.

New projects in the 2023-24 AAP Amendment: CDBG Site Acquisition project under Improve Affordable Housing & Enhance Economic Stability Goals, an Acquisition of Real Property with a ten-unit multi-family development by the Oxnard Housing Authority occurred in May 2024. Site address is 201 South D Street, Oxnard. The real property improvements will occur in the next fiscal year. Refer to Text- Continued.

CR-05 Table 1 & 2 Narrative - Continued

Rehabilitation and Off-site improvements activities at Cypress Place have begun during this program year. The Homeless Shelter Rehabilitation will not proceed within the new year, however, the Cypress Place improvement activity will continue within the next fiscal year. Improve Supply of Affordable Housing goal: Activities within this project include Homebuyer Downpayment Assistance with the down payment assistance goal of 10 households. The project recently moved from the City administering the program to awarding a non-profit funds to execute the program. The non-profit, the Ventura County Community Development Corporation (VCCDC) met challenges in using the CDBG funding and was unsuccessful in assisting homebuyers through the use of CDBG funds this year due to the lack of inventory and high interest rates for the prospective buyers that qualified for the program. The project is expected to move forward in FY 2024-25.

New projects in the 2023-24 AAP Amendment: CDBG Site Acquisition project under Improve Affordable Housing & Enhance Economic Stability Goals, an Acquisition of Real Property with a ten-unit multi-family development by the Oxnard Housing Authority occurred in May 2024. Site address is 201 South D Street, Oxnard. A second property was acquired at 131 Seventh Street. Both properties are expected to serve low- and moderate-income renters. Real property improvements and new construction are planned in the next fiscal year.

HOME funds for Improve Supply of Affordable Housing goal: Two programs were awarded funds between this year and fiscal year 2022-23 -the first is Cabrillo Economic Development Corporation's (CEDC) Etting Road project, now known as Dolores Huerta Gardens, who secured all financing for the project in FY 2022-23. There are 11 HOME-Assisted Units included, with a total of 58 units to be constructed. The project is estimated to be completed in May 2025. The second is the first phase of Cypress Place at Garden City project with 15 HOME-assisted units out of a total of 90 units remains in construction in FY 2023-24. The project is estimated to be completed in April 2025. HOME- ARP: In May of 2023, HUD approved

the City of Oxnard's HOME-ARP Allocation Plan. Based on data and feedback received from the community, the City plans to use its HOME-ARP funding to support the creation of new affordable rental housing. The City has made conditional funding commitments to two developers (Many Mansions for Aspire Apartments and People's Self Help Housing for Cypress Phase). Each was awarded \$1.2 million. Both projects are in the process

DRAFT

of applying to state and federal financing programs to construct the projects. The City plans on committing its HOME ARP funds in FY 2024-25.

CARES Act CDBG-CV, please refer to section CR-45 and attached CARES Act Outcome & Resource Narrative.

DRAFT

**CAPER 2023**

**CARES Act Accomplishments:**

**Table 1A**

Note: CARES Act actual not reflected in Table 1 - Accomplishments – Program Year & Strategic Plan to Date

**CDBG-CV Accomplishment**

Indicator	2020 Goal	Actual 2020-21	Actual 2021-22	Actual 2022-23	Actual 2023-24	Unit of Measurement
Public Service Activity other than LMI Housing Benefit	56,400	127,815*	0	0	0	Citywide - Persons Assisted
		264	214	237**	25	Persons assisted
Public Service Activity for LMI Housing Benefit	500	32 HH (104 Persons)	0	0	0	Household (HH)
Jobs created/ retained	10	0	1	0	0	Jobs
Business Assisted	20	0	0	0	0	Business assisted

CARES Act CDBG-CV Outcome & Resource Narrative for all activities is attached.

\* 2020-21 Citywide Activity

\*\* Refer to CARES Act CDBG-CV Narrative

**ESG-CV Accomplishment**

	2020 Goal	Cumulative Actual 2020-21	Cumulative Actual 2021-22	Cumulative Actual 2022-23	Actual 2023-24	Unit of Measurement
Emergency Shelter	350	238	411	523	138***	Persons assisted
Other- Street Outreach	200	89	505	521	0	Persons assisted
Rapid Rehousing	30	0	27 persons (11 HH)	35 persons (17HH)	0	Households (HH) assisted

CARES Act ESG-CV Outcome Narrative is attached.

\*\*\* Refer to Refer to CARES Act ESG-CV Narrative

**CARES Act Accomplishments Table 1A**

**CR-10 - Racial and Ethnic composition of families assisted**

**Describe the families assisted (including the racial and ethnic status of families assisted). 91.520(a)**

	<b>CDBG</b>	<b>HOME</b>
White	2,266	0
Black or African American	68	0
Asian	51	0
American Indian or American Native	14	0
Native Hawaiian or Other Pacific Islander	8	0
<b>Total</b>	<b>2,407</b>	<b>0</b>
Hispanic	2,192	0
Not Hispanic	215	0

**Describe the clients assisted (including the racial and/or ethnicity of clients assisted with ESG)**

	<b>HESG</b>
American Indian, Alaska Native, or Indigenous	4
Asian or Asian American	2
Black, African American, or African	42
Hispanic/Latina/e/o	21
Middle Eastern or North African	1
Native Hawaiian or Pacific Islander	2
White	284
Multiracial	7
Client doesn't know	0
Client prefers not to answer	1
Data not collected	3
<b>Total</b>	<b>367</b>

**Table 2 – Table of assistance to racial and ethnic populations by source of funds**

**Narrative**

Per the CDBG PR-23 report, CDBG programs assisted 5,275 total persons. This included an open persons count of 3,218 and completed count of 2,057. The completed count was reflected in last year's CAPER due to the activities closed September 2023; those counts are reflected on the PR-23 report. The CDBG actual count is 3,136 which is less by 82 persons due to an open activity and was reflected in previous CAPER. The CDBG program assisted 3,136 people with racial and ethnic composition as follows: 2,266 white, 68 Black or African American, 51 Asian, 14 American Indian or American Native, 8 Native Hawaiian or Other Pacific Islander; the following data not included in above table: 3 American Indian/ Alaskan & White, 2 Asian & White, 3 Black/African American & White and 721 Other multi-racial people. There were 2,916 Hispanic and 220 Non-Hispanic. Per the CDBG PR-23 report, the following data under Housing is 6 total



households is indicated in the report due to an open activity and was reflected in previous CAPER. As indicated in CR-05 Narrative, the actual Housing accomplishments were zero households. Please refer to CDBG PR 23, Exhibit V as an attachment to this document.

HESG programs assisted 377 people with racial and ethnic composition as follows: 284 white, 42 Black or African American, 2 Asian, 4 American Indian or American Native, 2 Native Hawaiian or Other Pacific Islander, 1 Middle Eastern, 21 Hispanic/ Latina/o, 7 Multiple Race, 1 client prefers not to answer, and 3 data not collected. Table above does not include the following data: 1 American Indian/Alaskan Native & Black, 4 American Indian/Alaskan Native & White, 2 Asian & White, 3 Black/African American & White. There were 210 Hispanic, 163 Non-Hispanic, 4 data not collected. Please refer to SAGE ESG CAPER as an attachment to this document

Per CDBG-CV PR-23, CDBG-CV programs assisted 239 people with racial and ethnic composition as follows: 192 White; 13 Black or African American, 1 Asian, 6 American Indian/Alaskan Native, 2 Native Hawaiian/ Other Pacific Islander, 25 Other multi-racial. There were 139 Hispanic and 100 Non-Hispanic. The data includes 229 for FY 2021-22 and 8 persons in FY 2022-23. In FY 2023-24, the actual person served was 25 people. Totals are not included in the table above. Please refer to CDBG-CV Accomplishment Narrative, as an attachment to this document.

ESG programs assisted 377 people with racial and ethnic composition as follows: 284 white, 42 Black or African American, 2 Asian, 4 American Indian or American Native, 2 Native Hawaiian or Other Pacific Islander, 1 Middle Eastern, 21 Hispanic/ Latina/o, 7 Multiple Race, 1 client prefers not to answer, and 3 data not collected. Table above does not include the following data: 1 American Indian/Alaskan Native & Black, 4 American Indian/Alaskan Native & White, 2 Asian & White, 3 Black/African American & White. There were 210 Hispanic, 163 Non-Hispanic, 4 data not collected. Please refer to SAGE ESG CAPER as an attachment to this document.

ESG-CV program assisted 25 people with racial and ethnic composition as follows: 1 Black or African American, 1 American Indian or American and 7 White and Hispanic. There were 7 Hispanic, 2 Non-Hispanic. An additional 129 people were served but not reflected in the SAGE report due to reporting for project was closed June 30, 2022 and unable to reopen. Please refer to SAGE ESG-CV as an attachment to this document.

Per HOME PR 23, HOME program assisted zero total households. As indicated in CR-05 Narrative, the actual HOME accomplishments were zero households. The projects are in progress and will continue in FY 2024-25. Please refer to Exhibit XIII-HOME PR 23 as an attachment to this document.

**CR-15 - Resources and Investments 91.520(a)**

**Identify the resources made available**

Source of Funds	Source	Resources Made Available	Amount Expended During Program Year
CDBG	public - federal	308,135,651	4,479,028
HOME	public - federal	2,186,952	617,716
ESG	public - federal	346,360	231,678
Other	public - federal	11,115,393	6,674,853

**Table 3 - Resources Made Available**

**Narrative**

In the Fiscal Year 2023-24, the City of Oxnard received federal entitlement fund award allocations of \$3,190,667 for the three entitlement grants, CDBG \$2,213,917, HOME \$768,867 and HESG \$207,883. Additionally, in FY 2020-21 the City of Oxnard received CARES Act funds allocation of CDBG-CV \$3,088,367 and ESG-CV \$5,255,005. In FY 2021-22 the City of Oxnard received HOME-ARP funds allocation of \$2,772,021. The City is currently under a timeliness workout plan due to having an excessive balance of unexpended CDBG funds due to slow moving projects and the impacts related to the coronavirus. The City expended a total of \$4,479,028.61 in Community Development Block Grant (CDBG) funds, \$617,716.63 in HOME Investment Partnerships Program funds, and \$231,678.48 in Emergency Solutions Grant program funds.

Advances have been provided to Oxnard Housing Authority in the amount of \$590,531.55 for the rehabilitation of 201 S. D. Street and EDC CDBG-CV Business Assistance Program for \$62,956.89. Program income is still in the process of being reconciled for prior and current year, so CDBG and HOME may have additionally recognized program income in a future CAPER. Also, a prior year expenditure is tied up in litigation so further action may be required and reported in a future CAPER.

CDBG total available resources for fiscal year 2023-24 are as follows:

2023 HUD Allocation: \$2,213,917 (B23MC060534)

Program Income: \$6,501.08

Total Available for Fiscal Year 2024-25 : \$2,220,418.08

Total Expenditures: \$4,479,028.61 (Per PR-26, Exhibit I)

Unexpended Balance: \$4,414,450.10

HOME total available resources of \$2,189,986.36 are as follows:

2023 HUD Allocation: \$ 768,867 (M23MC060526)

Program Income: \$30,675.97

Total Available: \$799,542.97

Total Expenditures: \$617,716.63

Unexpended balance: \$1,574,709.98

HESG has total amount of available resources of \$346,360.52 detailed as follows:

Unexpended funds at July 1, 2023: \$138,477.38 (E22MC060534)  
 2023 HUD Allocation: \$207,883.00 (E23MC060534)  
 Total Available \$346,360.38  
 Total Expenditures HEGS 2022: \$ 138,477.38 FY 2023-24 (E22MC060534)  
 Total Expenditures HEGS 2023: \$ 93,201.10 FY 2023-24 (E23MC060534)  
 Total Expenditure HESG 2022 & 2023: \$ 231,678.48  
 Unexpended Balance: \$ 114,681.90 (E23MC060534)

CARES Act:

CDBG-CV has a total amount of available resources of \$3,088,367 detailed as follows:

2020 HUD CARES Act CDBG-CV Allocation: \$3,088,367.00 (B20MW060534)  
 Total Expenditures: \$ 1,300,340.14  
 Unexpended Balance: \$1,788,026.86

ESG-CV had available resources in the amount of \$5,255,005 that has now completed.

2020 HUD CARES ACT ESG-CV Allocation: \$ 5,255,005.00 (E20MW060534)  
 Total Expenditures: \$ 5,255,005.00  
 Unexpended Balance: \$ 0.00

HOME ARP:

HOME ARP has total available resources of \$2,772,021 detailed as follows:

2021 HUD HOME ARP Allocation: \$2,772,021 (M21MP060526)  
 Total Expenditures: \$ 54,736.98  
 Unexpended Balance: \$2,717,284.02

**Identify the geographic distribution and location of investments**

Target Area	Planned Percentage of Allocation	Actual Percentage of Allocation	Narrative Description
NA	NA	NA	NA

**Table 4 – Identify the geographic distribution and location of investments**

**Narrative**

The following activities covered citywide and were designed with the objective to help reduce the poverty level of the low-income persons within the City: Homeless Shelter Improvements at 1450 South Rose Avenue. The Aspire Pocket Park, Community Center East Park, Wilson Park Inclusive Playground and Pleasant Valley Park Restroom Project activity covered low- to moderate-income neighborhoods with park improvement projects. The entire City of Oxnard is over 51% low- to moderate-income and we use citywide census tract data to meet the low- and moderate-income criteria.

The City owns land and parcels that are used for homeless services, youth, and senior residents. Other properties include parks that are aging and in desperate need of renovations, particularly those that the City's low-income residents use. The City comprised of over 50 neighborhoods in Oxnard. The majority of the city is over 60% low- and moderate-income. CDBG assisted three park projects in the Community Center East Park neighborhood-Tract 8600, BG 2, LMI 85.87%; Wilson neighborhood Tract 8700, BG 2, LMI 78.34%; and Pleasant Valley neighborhood, Tract 3010, BG 1, LMI 59.43%. Homeless Shelter Improvements and homeless services at 1450 South Rose Avenue. The Aspire Pocket Park is Tract 9100, BG 2, LMI 77.42%. The Site Acquisition at 201 South D Street is Tract 8700, BG3, LMI 88.89%.

HESG provided street outreach, emergency shelter, rapid re-housing, case management services to homeless individuals and families within the City of Oxnard.

DRAFT

## Leveraging

**Explain how federal funds leveraged additional resources (private, state and local funds), including a description of how matching requirements were satisfied, as well as how any publicly owned land or property located within the jurisdiction that were used to address the needs identified in the plan.**

In FY 2023-24 Many Mansions' Central Terrace project remains in the final stages of construction but has received its Temporary Certificate of Occupancy. The Central Terrace Project will provide 87 affordable rental units (including one unrestricted manager's unit). The estimated development budget is \$45,023,015. The City awarded Many Mansions \$1,250,000 in City Affordable Housing In-Lieu funds in the form of a loan. The project was also awarded 35 Section 8 Project Based Vouchers from the Oxnard Housing Authority (OHA), which will be used for 35 permanent supportive housing units within this development for formerly homeless households.

In FY 2023-24 Community Development Partners' (CDP) 2nd and B project (now known as Casa de Carmen) mixed-use development, with an estimated development budget of 35.8 million, continued construction with an estimated completion date of Summer 2025. The Casa de Carmen project will include homeless shelter space that would accommodate 110 beds, office space for leasing and supportive services, fifty-five permanent supportive housing units, and one unrestricted manager's unit. The project site is located on a former City-owned property located at 241 W Second Street in Downtown. The City executed a Disposition and Development Agreement (DDA) in March 2021 with Community Development Partners and The Housing Trust Ventura County (HTFVC) and transferred ownership of the property to the HTFVC in May 2022. The City awarded CDP \$1,500,000 in City Low-and Moderate-Income Housing Asset set-aside funds in the form of a loan. The project was also awarded 55 Section 8 Project Based Vouchers from the Oxnard Housing Authority (OHA), which will be used for 55 permanent supportive housing units within this development for formerly homeless households.

In FY 2023-24 Cabrillo Economic Development Corporation's (CEDC) Etting Road project, now known as Dolores Huerta Gardens, secured all financing for the project and was awarded 13 project based vouchers. The project will include 58 affordable rental units and was awarded \$1,854,000 in HOME funding. The project budget is \$34,220,914. There are 11 HOME Assisted Units. The project is estimated to be completed in May 2025. The project also received the following local funding: \$5,000,000 (California Department of Housing and Community Development (HCD) Joe Serna Farmworker Housing Grant); \$2,788,410 (HCD Veterans Housing and Homelessness Prevention Program); \$4,509,904 (California Community Reinvestment Corporation); \$380,000 (County of Ventura).

In FY 2022-23 the City awarded the first phase of this project HOME funding in the amount of \$1,600,000. The project also received \$1,500,000 in CDBG funds. In FY 23-24 the Project remains in construction. There will be 15 HOME assisted units. Total Development budget for the project is \$66,134,167. Other non-federal funding sources come from the California Department of Housing and Community Development (HCD) which will provide a \$36,287,635 forgivable equity loan under the new Housing Accelerator Program and an \$8,180,344 loan under the HCD Joe Serna Farmworker Housing Program. PSSH also plans to take out a \$13,000,000 permanent loan. The project is estimated to be completed in April 2025.

HESG match for each project awarded in 1:1, dollar for dollar. The subrecipient provide an HESG annual report indicating accomplishment, number of persons assisted, and match source for the amount expended during the program year. The City provides a 1:1 HESG match through general funds that pay for staff salary.

<b>Fiscal Year Summary – HOME Match</b>	
1. Excess match from prior Federal fiscal year	11,088,653
2. Match contributed during current Federal fiscal year	10,790,041
3. Total match available for current Federal fiscal year (Line 1 plus Line 2)	21,878,694
4. Match liability for current Federal fiscal year	298,612
5. Excess match carried over to next Federal fiscal year (Line 3 minus Line 4)	21,580,082

**Table 5 – Fiscal Year Summary - HOME Match Report**

DRAFT

Match Contribution for the Federal Fiscal Year								
Project No. or Other ID	Date of Contribution	Cash (non-Federal sources)	Foregone Taxes, Fees, Charges	Appraised Land/Real Property	Required Infrastructure	Site Preparation, Construction Materials, Donated labor	Bond Financing	Total Match

Table 6 – Match Contribution for the Federal Fiscal Year

HOME MBE/WBE report

Program Income – Enter the program amounts for the reporting period				
Balance on hand at beginning of reporting period	Amount received during reporting period	Total amount expended during reporting period	Amount expended for TBRA	Balance on hand at end of reporting period
\$	\$	\$	\$	\$
332,924	30,676	0	0	363,600

Table 7 – Program Income

<b>Minority Business Enterprises and Women Business Enterprises – Indicate the number and dollar value of contracts for HOME projects completed during the reporting period</b>						
	Total	Minority Business Enterprises				White Non-Hispanic
		Alaskan Native or American Indian	Asian or Pacific Islander	Black Non-Hispanic	Hispanic	
<b>Contracts</b>						
Dollar Amount	0	0	0	0	0	0
Number	0	0	0	0	0	0
<b>Sub-Contracts</b>						
Number	0	0	0	0	0	0
Dollar Amount	0	0	0	0	0	0
	Total	Women Business Enterprises	Male			
<b>Contracts</b>						
Dollar Amount	0	0	0			
Number	0	0	0			
<b>Sub-Contracts</b>						
Number	0	0	0			
Dollar Amount	0	0	0			

**Table 8 - Minority Business and Women Business Enterprises**

<b>Minority Owners of Rental Property – Indicate the number of HOME assisted rental property owners and the total amount of HOME funds in these rental properties assisted</b>						
	Total	Minority Property Owners				White Non-Hispanic
		Alaskan Native or American Indian	Asian or Pacific Islander	Black Non-Hispanic	Hispanic	
Number	0	0	0	0	0	0
Dollar Amount	0	0	0	0	0	0

**Table 9 – Minority Owners of Rental Property**



<b>Relocation and Real Property Acquisition</b> – Indicate the number of persons displaced, the cost of relocation payments, the number of parcels acquired, and the cost of acquisition						
Parcels Acquired		0		0		
Businesses Displaced		0		0		
Nonprofit Organizations Displaced		0		0		
Households Temporarily Relocated, not Displaced		0		0		
Households Displaced	Total	Minority Property Enterprises				White Non-Hispanic
		Alaskan Native American Indian	or Pacific Islander	Asian or Black Non-Hispanic	Hispanic	
Number	0	0	0	0	0	0
Cost	0	0	0	0	0	0

**Table 10 – Relocation and Real Property Acquisition**

DRAFT

**CR-20 - Affordable Housing 91.520(b)**

**Evaluation of the jurisdiction's progress in providing affordable housing, including the number and types of families served, the number of extremely low-income, low-income, moderate-income, and middle-income persons served.**

	<b>One-Year Goal</b>	<b>Actual</b>
Number of Homeless households to be provided affordable housing units	0	0
Number of Non-Homeless households to be provided affordable housing units	36	0
Number of Special-Needs households to be provided affordable housing units	0	0
<b>Total</b>	<b>36</b>	<b>0</b>

**Table 11 – Number of Households**

	<b>One-Year Goal</b>	<b>Actual</b>
Number of households supported through Rental Assistance	0	0
Number of households supported through The Production of New Units	26	0
Number of households supported through Rehab of Existing Units	0	0
Number of households supported through Acquisition of Existing Units	10	0
<b>Total</b>	<b>36</b>	<b>0</b>

**Table 12 – Number of Households Supported**

**Discuss the difference between goals and outcomes and problems encountered in meeting these goals.**

The City began collaborating with Ventura County Community Development Corporation (VCCDC), a local non-profit organization dedicated to creating affordable homeownership opportunities by providing financial assistance to first-time homebuyers. During the program year, VCCDC has been marketing the program to prospective eligible buyers. However, due to the lack of inventory and high interest rates, it's been difficult for clients to secure a property. Therefore no households were provided down payment assistance in FY 2023-24. However, the City increased the down payment assistance per qualified household to assist with the home purchase by the HUD guidelines. The project is expected to move forward in FY 2024-25

Due to lack of staffing the City was unable to administer a residential rehabilitation program in FY 2023-24 and as such no funding was allocated to administer a residential rehabilitation program and no units were rehabilitated. The City will do further research to see if CDBG funds can be used to award a grant to

a third party to administer the program or relaunch the program when the City is able to fill its existing vacancy.

The goal related to the production of 26 new units was not met because the affordable housing development project that was intended to be developed by Cabrillo Economic Development Corporation and funded with the use of HOME funds did not close on their construction financing until May 2023 and as such no new units have been developed. However, the Dolores Huerta Gardens, is not expected to be completed until Spring 2025 and will include 11 HOME assisted rental units set aside for farmworkers and veterans. The City has awarded the project \$1,854,000 in HOME funds. In addition, the Cypress Place Project received an award of HOME funds in FY 2022-23 totaling \$1,600,000, however, the project did not begin construction until late in FY 2022-23 and as such no HOME units have been developed. The project will include 90 affordable rental units, with 15 HOME assisted units that will be set aside for farmworkers. The Project is expected to be completed in November 2025. As such no units have been developed from this project either.

**Discuss how these outcomes will impact future annual action plans.**

In the City's future Annual Action Plans, the City will continue its commitment to providing affordable housing, based upon the availability of funds and a project's viability. The City anticipates that it will continue to focus its efforts on producing new affordable housing units and increase funding for that purpose. This will include HOME funding of the development of affordable multi-family rental housing. Additionally, the City anticipates allocating CDBG funding for Down Payment Assistance via a third party administrator of the program.

**Include the number of extremely low-income, low-income, and moderate-income persons served by each activity where information on income by family size is required to determine the eligibility of the activity.**

<b>Number of Households Served</b>	<b>CDBG Actual</b>	<b>HOME Actual</b>
Extremely Low-income	0	0
Low-income	0	0
Moderate-income	0	0
<b>Total</b>	<b>0</b>	<b>0</b>

**Table 13 – Number of Households Served**

**Narrative Information**

As previously mentioned In Fiscal Year 2022-23 HOME program funding was used to award funding for the development of affordable rental housing. The Dolores Huerta Gardens and the Cypress Place at Garden City affordable rental projects were awarded a combined total of \$3,454,000 in HOME funding. However, these projects remained in construction in FY 2023-24 and are not expected to be completed until Fall 2024 and Mid 2026, respectively. No HOME funds were allocated for acquisition of ownership housing. The City awarded CDBG funding to Ventura County Community Development Corporation

(VCCDC), a non-profit organization, to administer a CDBG funded Down Payment Assistance program to fund at least 10 Oxnard residents in FY 2023-24. However, regarding the Down Payment Assistance Program it should be noted that there is also typically an insufficient amount of homes on the market that are affordable to low-income residents and higher interest rates, in spite of the down-payment assistance offered to them by the City or its subrecipients through the Down Payment Assistance program, so that is also an additional challenge. Therefore no households were provided down payment assistance in FY 2023-24. No funding was allocated to a residential rehabilitation program in FY 2023-24 but the City is currently recruiting for new staff that can assist in relaunching this program in future years.

Worst case scenario housing needs for those experiencing homeless situations that have been displaced, or live in dire substandard housing conditions can apply to the Section 8 Homeless Voucher Program. Oxnard Housing Authority (OHA) has created a homeless preference in issuance of Housing Choice Vouchers and is actively offering permanent housing opportunities. The program coordinates outreach efforts with the Oxnard navigation center in which the center has been focused on reaching the chronically homeless and encampment dwellers. OHA also works in conjunction with the Veteran Administration to administer housing vouchers for homeless veterans under the VASH program. This program targets chronically homeless veterans. Also, once developed, Many Mansion's Central Terrace and the Homeless Solutions Center (2nd and B) being developed by Community Development Partners will assist in providing permanent supportive housing for formerly homeless households.

DRAFT

**CR-25 - Homeless and Other Special Needs 91.220(d, e); 91.320(d, e); 91.520(c)**

**Evaluate the jurisdiction's progress in meeting its specific objectives for reducing and ending homelessness through:**

**Reaching out to homeless persons (especially unsheltered persons) and assessing their individual needs**

The City of Oxnard works with the Salvation Army to provide street outreach and case management services to homeless individuals and families living on the streets within the City of Oxnard. The outreach team works with people experiencing homelessness to determine needs and provide practical assistance, housing navigation, health services navigation and case management.

After receiving an Encampment Resolution Funding grant from the State of California to respond to people living unsheltered in encampments, the City launched a new an encampment response project that partnered with Ventura County Health Care Agency to provide outreach to people living in encampments, and provide relocation assistance including non-congregate shelter options.

The City and the Street Outreach team also participate in "One Stop" services that provide drop in services to homeless people living in Oxnard. This program provides services in areas frequented by homeless individuals. At this service, homeless individuals are able to access hygiene services including a shower, and connect with service providers including Salvation Army outreach services.

**Addressing the emergency shelter and transitional housing needs of homeless persons**

The City of Oxnard has a year-round 110 bed emergency shelter (navigation center) operated by Mercy House. This shelter has 110 beds and provides a range of services including case management, practical assistance (including meals, showers, health services), and rapid re-housing services. There are also a number of smaller shelters operated in the City of Oxnard, including the Rescue Mission for men, Lighthouse for women, and Gabriel's House for women and children.

**Helping low-income individuals and families avoid becoming homeless, especially extremely low-income individuals and families and those who are: likely to become homeless after being discharged from publicly funded institutions and systems of care (such as health care facilities, mental health facilities, foster care and other youth facilities, and corrections programs and institutions); and, receiving assistance from public or private agencies that address housing, health, social services, employment, education, or youth needs**

Mercy House operates a rapid re-housing program funded in part by the City of Oxnard HESG funds. A key element in the intake process (Coordinated Entry) for the provision of assistance is a determination of the client's immediate need for shelter, or either an emergency or transitional nature, followed by efforts to match that individual with the appropriate service resources needed.

**Helping homeless persons (especially chronically homeless individuals and families, families with**

**children, veterans and their families, and unaccompanied youth) make the transition to permanent housing and independent living, including shortening the period of time that individuals and families experience homelessness, facilitating access for homeless individuals and families to affordable housing units, and preventing individuals and families who were recently homeless from becoming homeless again**

The Oxnard service providers network that operate HESG funded services to assist chronically homeless and families submit annual reports to Grants Management detailing the number of individuals and families receiving services for affordable housing and homeless prevention. Due to the lack of available affordable housing in Oxnard, individuals and families experiencing homelessness have a difficult time finding a home. This factor alone has exasperated the homeless crisis and has driven our direction towards a year-round emergency shelter.

Homeless services have worked with the Oxnard Housing Authority, and local Continuum of Care to plan the administration of Section 8 vouchers specifically designated for homeless individuals. By working with the CoC to administer these vouchers, homeless individuals and chronically homeless individuals and families are prioritized for these vouchers based on need.

The City of Oxnard also funds service providers who provide housing stability case management to people who were recently homeless who are now housed through a section 8 voucher. These services are offered by both the Salvation Army Street Outreach Team and the Mercy House Rapid Re-Housing Program.

The City continued a Rapid ReHousing Program with United Way of Ventura County to assist homeless individuals in successfully transitioning to stable housing. This program collaborates with case managers to assist clients to get “document ready” including accessing and improving credit scores and working in conjunction with a landlord engagement component that can provide landlord incentives to assist clients in securing housing.

## **CR-30 - Public Housing 91.220(h); 91.320(j)**

### **Actions taken to address the needs of public housing**

The Oxnard Housing Authority (OHA) continues to administer 523 Public Housing units and 1,910 Housing Choice Vouchers. In order to address the needs of public housing residents through its Resident Services Program, it offers a variety of on-site services to families, including youth programs. The OHA also continues to operate a Family Self-Sufficiency (FSS) program for Public Housing tenants and Housing Choice Voucher participants which promotes homeownership and economic self-sufficiency. The FSS Program provides one-on-one counseling and individual assistance to participant families. The average number of years a family remains in the FSS Program for both Public Housing and Section 8 is 5-7 years.

The Resident Services Program provides the following programs and resources to clients:

1) Linking residents with supportive services which enable participants to increase income and reduce the need for public assistance; 2) Referrals for residents to continue education at the local colleges, high school, vocational and adult education institutes; 3) Program workshops to promote the development of local strategies to coordinate the use of assistance for supportive services and resident empowerment; 4) Help improve living conditions for our elderly or disabled residents to age-in-place; 5) Collaboration with other City and community organizations for job/health community events; 6) Implementation of safety and security meetings with police department; 7) Assisting tenants who are mandated to do their monthly community service; 8) Community resource fairs; 9) Assisting residents with drug counseling, mental health and treatment services; 10) Boys and Girls Club After School Program (Squires Unit); 11) Computer labs in Colonia and Pleasant Valley Village.

Capital Fund Program accomplishments for FY 2023-2024 included, but not limited to, the following projects totaling \$2,569,496:

1. Completed Windows Replacement upgrade in Pleasant Valley Village (\$1,112,112)
2. Completed Kitchen Rehab at Scattered Sites (\$805,263)
3. Completed Althea Apartments ADA Conversion (\$652,121)

### **Actions taken to encourage public housing residents to become more involved in management and participate in homeownership**

OHA has promoted homeownership by partnering with homeownership counseling agencies such as Cabrillo Economic Development (CEDC) and Ventura County Community Development Corporation (VCCDC) which offer homeownership services. In addition, families are informed of these services through the Family-Sufficiency Program and the distribution of flyers to all households.

OHA obtains tenant input for management decisions and operations through its formation each year of the Resident Advisory Board (RAB) which, through a series of meetings with staff, gives input into the formation of the OHA's Annual and 5-year Agency Plan. In addition, input is obtained from residents and

their representatives through staff participation on a regular basis at Tenant association meetings at Colonia Village, Pleasant Valley Village and at the Palm and Plaza senior buildings. The Housing Authority also has two Tenant Commissioners, appointed by the City's Mayor, who serve on the Housing Authority Board of Commissioners. They have also participated on the Resident Advisory Board (RAB).

**Actions taken to provide assistance to troubled PHAs**

There are no troubled PHA's within our jurisdiction.

DRAFT



**CR-35 - Other Actions 91.220(j)-(k); 91.320(i)-(j)**

**Actions taken to remove or ameliorate the negative effects of public policies that serve as barriers to affordable housing such as land use controls, tax policies affecting land, zoning ordinances, building codes, fees and charges, growth limitations, and policies affecting the return on residential investment. 91.220 (j); 91.320 (i)**

The City of Oxnard is located on the south central Pacific coast of California, has a pleasant climate, and is close to major cultural amenities of the Los Angeles area, but without many of the characteristics of a dense metropolis which are often deemed negative. These desirable qualities and environmental features have resulting in spiraling land values that together with the relatively lower income levels of the City's population compared to neighboring areas, combine to present the primary barrier to affordable housing: the disparity between the high cost of housing in the area and the lack of economic resources to access that housing by a large percentage of the local workforce.

State law employs the term "constraints" to describe forces or efforts to restrain actions that would otherwise occur. Environmental review, general planning, zoning, and related local land use regulations and development standards are all extensions of local government's responsibility to protect life and property, minimize nuisances, and achieve a desired quality of life as expressed through a participatory democratic process. Certain "barriers" to affordability, then, can be the result of requirements by State Law (such as preparing and adopting a General Plan and conducting environmental reviews), adopted for safety or civil rights reasons (such as the imposition of seismic construction standards in quake-prone areas, or requiring compliance with accessibility or visitability design standards), or enacted to remedy or prevent a specific local issue (such as requiring landscaping to deter graffiti). The term "barrier", in this sense, should not be interpreted to mean that local development standards and development review procedures are inhibiting the provision of quality affordable housing that would otherwise be developed.

The City continues to consistently implement all policies and procedures, to review local development standards and development review procedures in such a way as to ensure that such do not have unintended negative consequences, and to improve policies and procedures so as to increase the opportunities and feasibility of developing affordable housing, especially for special needs and very low- and low-income units. The City's recent enactment of an ordinance codifying the reasonable accommodation provisions in the planning and development process exemplifies the effort to eliminate any such barriers. The strategy of the City is to continue its ongoing efforts to review all potential barriers to affordable housing that are within the City's power to address; to continue to pursue and utilize available funding for mortgage assistance and housing rehabilitation; and to continue to work with and partner with CHDOs and housing developers from the nonprofit and for-profit sectors to promote the development of affordable and special-needs housing.

**Actions taken to address obstacles to meeting underserved needs. 91.220(k); 91.320(j)**

The City of Oxnard continued to provide a year-round temporary emergency shelter, Oxnard Navigation Center, operated by Mercy House. The shelter operates at a capacity of 110 beds. In FY 2023-24, the

navigation center served 206 individuals. In addition to shelter beds, the navigation center provides a range of services including case management, practical assistance (including meals, showers, health services), and rapid re-housing services.

Disabled persons are an underserved population group that are provided assistance by the Oxnard Housing Authority. Oxnard Housing Authority provides affordable housing through the Public Housing Assistance Program and the Housing Choice Voucher Program to seven hundred and ninety six (796) families where the head of household is disabled

**Actions taken to reduce lead-based paint hazards. 91.220(k); 91.320(j)**

The City of Oxnard continues to ensure that all units for which HOME or CDBG assistance is provided meet the lead based paint regulations, as required, including any applicable inspections. The City continues to collaborate with State and local health and child welfare agencies related to this issue. This includes reviewing health department data on the addresses of housing units in which children have been identified as lead-poisoned. In addition, the Oxnard Housing Authority reports zero incidents of poisoned children or children with an “Environmental Intervention Blood Lead Level (EIBLL) within public housing tenants or the Section 8 Program Housing Choice Voucher Program.

**Actions taken to reduce the number of poverty-level families. 91.220(k); 91.320(j)**

The Affordable Housing Division’s primary activity is to provide gap financing assistance to CHDOs, affordable housing developers, and nonprofits to assist with first time homebuyer down payment assistance to increase the supply of affordable housing. The City began collaborating with Ventura County Community Development Corporation, a local non-profit organization dedicated to creating affordable homeownership opportunities by providing financial assistance to first-time homebuyers. The activity provides direct assistance to low- and very-low income families. And although these activities do not necessarily result in a reduction in the number of poverty-level households, they do elevate the quality of life for these residents.

During this fiscal year, the Salvation Army in Oxnard hosted a weekly “One Stop” drop in service organized by Ventura County Health Care Agency with multiple homeless service providers participating. The One Stop provides vital services to homeless individuals and families that are accessible and low barrier. Homeless individuals are able to walk up without an appointment and get connected to homeless services all at “one stop”.

**Actions taken to develop institutional structure. 91.220(k); 91.320(j)**

The Affordable Housing and Rehabilitation Division has a history of successful collaboration with four non-profits and CHDOs including Cabrillo Economic Development Corporation, Many Mansions, Habitat for Humanity, and People Self-Help Housing in the development and preservation of affordable housing. While any relationship can always be strengthened, no significant gaps in the institutional relationship

between the City and these CHDOs and non-profit agencies have been identified.

Extensive public and private partnerships have been established and organized to address the City's housing, homeless and other community needs. For example, the City participates in various local and regional meetings to address service needs, throughout Ventura County.

**Actions taken to enhance coordination between public and private housing and social service agencies. 91.220(k); 91.320(j)**

The City continues to collaborate with public and private housing and social services agencies to meet the goals and objectives of the Annual Plan. The coordination of housing assistance and services for homeless persons is implemented through a broad range of public and private funding of homeless services providers that reach chronically homeless individuals and families with children, veterans, unaccompanied youth, the recently-homeless, and those at risk of becoming homeless. The Homeless Programs Administrator coordinates and participates on multiple committees involving the public and social service agencies, including: Homeless Services Team Meetings, City of Oxnard Homeless Task Force, Ventura County Task Force on Homelessness, Community Intervention Court, CES Pathways to Home and multiple ad hoc groups formed by the local Continuum of Care (CoC).

**Identify actions taken to overcome the effects of any impediments identified in the jurisdictions analysis of impediments to fair housing choice. 91.520(a)**

In FY 2023-24, a total of 142 Oxnard households were provided with fair housing services through the Housing Rights Center (HRC). The City's Analysis of Impediments to Fair Housing (AI), produced jointly with the County of Ventura and a consortium of other local governments, was finalized on June 30, 2020. The recommendations set forth in that AI were presented to the City's Community Relations Commission. In FY 2023-24, the HRC presented two educational workshops on Fair Housing Rights and Responsibilities for Oxnard residents, tenants, homeseekers, and housing providers. The workshops were conducted in a hybrid manner, in-person or by Zoom technology on February 21, 2024 and March 6, 2024. A third educational seminar on the fair housing regulations and updates was for Housing staff throughout Ventura County. These sessions were conducted remotely via webinar on February 15, 2024 and May 22, 2024.

Two types of educational seminars are provided by the Housing Rights Center. The first type is targeted towards members of the public, specifically tenants, homeseekers, property managers, housing providers, and real estate practitioners, and are designed to educate people on their fair housing rights and responsibilities, and how they can pursue redress if they believe that they may have been subject to unlawful discrimination. The second type of seminars presented by HRC are presented to the staff of local jurisdictions' housing and community development departments, and staff of local housing authorities, and are designed to educate those staff persons on fair housing laws and their responsibilities to enforce and implement non-discriminatory practices.

The 2020 Regional Analysis of Impediments (AI) covered the County of Ventura and all ten incorporated cities in the County, including Oxnard. That AI identified impediments in certain jurisdictions in the County, and set forth fourteen recommendations. The City of Oxnard will continue current practices as per the AI Recommendations.

DRAFT

#### **CR-40 - Monitoring 91.220 and 91.230**

**Describe the standards and procedures used to monitor activities carried out in furtherance of the plan and used to ensure long-term compliance with requirements of the programs involved, including minority business outreach and the comprehensive planning requirements**

The City of Oxnard conducted on-site & desk monitoring of subrecipients for CDBG & HESG during the FY 2023-24. The following projects were monitored: two CDBG and two HESG. The monitoring included programmatic and financial review. The results of the monitoring are pending. The final results will be provided in next year's CAPER.

CDBG programs have the objectives to assist low- and moderate-income persons as well as reduce homelessness through its Public Facilities Improvements, Housing programs, Economic Development and Public Services programs. HESG programs have the objective to reduce homelessness and homeless prevention for individuals and families. The CDBG & HESG programs are monitored from the beginning until the completion of the projects as follows: (1)The starting point of the projects applications for HUD yearly allocation is done through a two-step process: showing potential applicants what the Proposal process entails and what is required for completion of the Application. In-person and virtual workshops were conducted by Housing Department staff to provide regulations and technical guidance to interested parties; (2)After the approval of the projects, follow-up virtual workshops for all sub-recipients are conducted to explain the agreements (MOU, Interdepartmental agreements, and subrecipients agreements), and to provide information on the invoices processing and technical assistance if needed; (3)Quarterly and Annual reports are submitted throughout the fiscal year. The report indicates summary and accomplishments of the program. The policies and procedure manuals include labor standard and minority business reporting requirements.

Affordable Housing and Rehabilitation Division (AHRD) staff monitors the owner-occupancy requirement by sending forms to households previously assisted through the homebuyer, rehabilitation, or mobile home replacement programs, as well as affordable restricted deed homeownership units such as inclusionary and State density bonus units. The process of sending out recertification forms and requesting various forms of proof such as utility bills, insurance declaration pages, and verification that property taxes have been paid, which also show that the situs property and the mailing address are the same, did not go out as planned. Recertification forms will be sent out for the last year's monitoring period of July 1, 2023 through June 30, 2024, and July 1, 2022 through June 30, 2023. Those will be mailed before the end of the first quarter of fiscal year 2023-2024 so that the initial review of recertifications submitted will be done in the first quarter or the beginning of the second quarter. Staff continues to receive information from insurance companies to enter into the Recertification spreadsheets. Staff investigated reports of non-owner occupancy, which resulted in either the default being cured or the home being put up for sale in most cases. Where defaults on non-owner occupancy or other defaults were found, a warning notice was sent to correct the matter. If not corrected, the Notice of Default either has been written or will be written, and the loan will be called if it is a loan. If it is a default of a resale restriction agreement or equity-share agreement, a Notice of Default is sent with the appropriate corrective measures to be taken within thirty days or the homeowner is required to sell the property.

Monitoring for rental housing units involved reviewing annual compliance reports. Those assisted with HOME-funded CHDO loans for new construction or rehabilitation of affordable rental housing continued with an on-site examination of tenant files, and visual inspection of the site was included in the physical inspections of the units required. Refer to Continue below.

#### CR-40 Monitoring Continued

During FY 2023-24, thirteen HOME-assisted units were inspected in four HOME-assisted Rental projects with the following results: 110 North D Street Apartments (1 passed, 3 failed), Camino Gonzalez (3 passed, 1 failed), Cypress Court Apartments (1 passed, 3 failed), and Villa Victoria (1 unit passed). The identified issues, ranging from electrical GFI malfunctions to tenant-caused issues with poor housekeeping, will be addressed with a commitment to reinspection. Those with failed inspections will be reinspected when the items are working properly until they are corrected. The Affordable Housing and Rehabilitation (AHRD) inspects HOME-assisted rental units and three to four non-HOME rental units to demonstrate that non-HOME-assisted units are comparable in amenities, maintenance, and size of the units when the project has both HOME and non-HOME units. The upcoming inspections for FY 2023-24 are scheduled for the end of the first quarter or the beginning of the second quarter of FY 2024-25, ensuring that all units meet the required standards. This will provide ample time for preparation and ensure that all units are ready for inspection. HUD's decisions have significantly impacted our inspection process. The required conversion of inspection systems from UPCS to NSPIRE was initially postponed until October 1, 2024, and then further delayed to October 1, 2025. However, HUD had already terminated the UPCS system last year. Our inspectors no longer have access to the UPCS inspection software. They are using the HQS inspection system to continue inspecting the units until the NSPIRE system meets HOME-assisted units' requirements. The City of Oxnard Affordable Housing will work on updating property standards and inspection policies based on the information for criteria for HOME and HTF units that HUD will release in the future. That will also include informing the HOME-assisted projects built, those currently under construction, and future projects to promote success for the CHDOs and other developers.

#### **Citizen Participation Plan 91.105(d); 91.115(d)**

##### **Describe the efforts to provide citizens with reasonable notice and an opportunity to comment on performance reports.**

On September 5, 2024, the City of Oxnard issued a public notice for citizens to comment on the FY 2023-24 Consolidated Annual Performance Report (CAPER), the public comment period was from September 12, 2024 through September 26, 2024. This will provide citizens the opportunity to comment on the draft CAPER within the required 15-day comment period.

There were no public comments during the comment period. Grants Management does not control or monitor access to the copies for public review. An electronic version of documents available for public review are always made available on the City's Housing department website.

**CR-45 - CDBG 91.520(c)**

**Specify the nature of, and reasons for, any changes in the jurisdiction’s program objectives and indications of how the jurisdiction would change its programs as a result of its experiences.**

During the 2023-24 Annual Action Plan implementations, the City did not hinder the plan implementation by action or willful inaction.

CDBG-CV Accomplishment Narrative:

For additional accomplishment narrative for CDBG-CV, see attached Oxnard CARES Act 2023-24 CDBG-CV and ESG-CV Outcome & Resources Narrative.

**Does this Jurisdiction have any open Brownfields Economic Development Initiative (BEDI) grants?**

No

**[BEDI grantees] Describe accomplishments and program outcomes during the last year.**

Not Applicable.

DRAFT

**CR-50 - HOME 24 CFR 91.520(d)**

**Include the results of on-site inspections of affordable rental housing assisted under the program to determine compliance with housing codes and other applicable regulations**

Please list those projects that should have been inspected on-site this program year based upon the schedule in 24 CFR §92.504(d). Indicate which of these were inspected and a summary of issues that were detected during the inspection. For those that were not inspected, please indicate the reason and how you will remedy the situation.

The Affordable Housing and Rehabilitation (AHRD) inspects HOME-assisted rental units and three to four non-HOME rental units to demonstrate that non-HOME-assisted units are comparable in amenities, maintenance, and size of the units when the project has both HOME units. The City conducted physical inspections on scheduled HOME-assisted units for the program catching up for COVID-19 Waivers. Additionally, the City extended the contract for UPCS inspection services to assist with the inspections moving forward. Inspections are being scheduled for September 2023.

**Provide an assessment of the jurisdiction's affirmative marketing actions for HOME units. 24 CFR 91.520(e) and 24 CFR 92.351(a)**

All marketing and publicity for HOME assistance by the City of Oxnard Housing Department was carried out in accordance with affirmative marketing requirements. Oxnard's population is over 75% Hispanic origin, with a significant number of households utilizing Spanish as the primary language. The City's Housing Department ensures to provide notice information regarding the development of HOME assisted projects awarded HOME funding in both English and Spanish through the environmental review noticing process. This lets the public know that the units are going to be developed. Additionally the City requires developers of HOME assisted units to adhere to Affirmative Marketing requirements once they begin marketing the units, as a condition of funding.

**Refer to IDIS reports to describe the amount and use of program income for projects, including the number of projects and owner and tenant characteristics**

The City began collaborating with Ventura County Community Development Corporation (VCCDC), a local non-profit organization dedicated to creating affordable homeownership opportunities by providing financial assistance to first-time homebuyers. During the program year, VCCDC has been marketing the program to prospective eligible buyers. However, due to the lack of inventory and high interest rates, it's been difficult for clients to secure a property. Therefore no households were provided downpayment assistance in FY 2023-24.

**Describe other actions taken to foster and maintain affordable housing. 24 CFR 91.220(k) (STATES ONLY: Including the coordination of LIHTC with the development of affordable housing). 24 CFR 91.320(j)**

In Fiscal Year 2021-22 two Affordable Housing Developments that the City provided gap-financing loans



to receive LIHTC funding. One development known as the 2nd and B Development (now renamed Casa De Carmen ) is located in Downtown Oxnard at 241 W Second Street on a formerly City owned site that was donated for the purpose of developing this project. This Project will include 56 affordable permanent supportive housing rental units and a 110 bed homeless shelter. It began construction in June 2022 and will be completed in Summer 2025. The other Affordable Housing Development, known as Central Terrace Apartments, is also located in Downtown Oxnard at 217-235 East Sixth Street and will include 87 affordable rental units, 35 of which will be set aside as Permanent Supportive Housing units for formerly homeless households. Construction for this project began in Summer 2022 and will be completed in Summer of 2025.

In Fiscal Year 2022-23 the City awarded HOME funded gap-financing assistance to the Etting Road (now known as the Dolores Huerta Gardens) Project. This project will both be a 100% affordable rental development. Eleven of these units will be HOME assisted units. The City also awarded the Cypress Place at Garden City \$1,600,000 in HOME funding as a gap-financing loan. The project will be 100% affordable and include 90 units, 15 of which will be HOME assisted units.

HOME- ARP Accomplishment Narrative:

In May of 2023, HUD approved the City of Oxnard's HOME-ARP Allocation Plan. Based on data and feedback received from the community, the City plans to use its HOME-ARP funding to support the creation of new affordable rental housing. In FY 2023-24 the City issued conditional commitment letters for HOME-ARP funding to two affordable rental projects, pending a commitment of all funding needed to complete construction of each project. One of the projects that received conditional approval is the Aspire Apartments, it will include 88 affordable rental units, five will be HOME-ARP funded units. The other project is Cypress Place Phase II, it will include 60 affordable rental units, five will be HOME-ARP funded units.

**CR-58 – Section 3**

**Identify the number of individuals assisted and the types of assistance provided**

<b>Total Labor Hours</b>	<b>CDBG</b>	<b>HOME</b>	<b>ESG</b>	<b>HOPWA</b>	<b>HTF</b>
Total Number of Activities	3	0	0	0	0
Total Labor Hours	906				
Total Section 3 Worker Hours	246				
Total Targeted Section 3 Worker Hours	0				

**Table 14 – Total Labor Hours**

<b>Qualitative Efforts - Number of Activities by Program</b>	<b>CDBG</b>	<b>HOME</b>	<b>ESG</b>	<b>HOPWA</b>	<b>HTF</b>
Outreach efforts to generate job applicants who are Public Housing Targeted Workers					
Outreach efforts to generate job applicants who are Other Funding Targeted Workers.					
Direct, on-the job training (including apprenticeships).	1				
Indirect training such as arranging for, contracting for, or paying tuition for, off-site training.					
Technical assistance to help Section 3 workers compete for jobs (e.g., resume assistance, coaching).	1				
Outreach efforts to identify and secure bids from Section 3 business concerns.					
Technical assistance to help Section 3 business concerns understand and bid on contracts.					
Division of contracts into smaller jobs to facilitate participation by Section 3 business concerns.					
Provided or connected residents with assistance in seeking employment including: drafting resumes, preparing for interviews, finding job opportunities, connecting residents to job placement services.					
Held one or more job fairs.					
Provided or connected residents with supportive services that can provide direct services or referrals.					
Provided or connected residents with supportive services that provide one or more of the following: work readiness health screenings, interview clothing, uniforms, test fees, transportation.					
Assisted residents with finding child care.					
Assisted residents to apply for, or attend community college or a four year educational institution.					
Assisted residents to apply for, or attend vocational/technical training.					
Assisted residents to obtain financial literacy training and/or coaching.					
Bonding assistance, guaranties, or other efforts to support viable bids from Section 3 business concerns.					
Provided or connected residents with training on computer use or online technologies.					
Promoting the use of a business registry designed to create opportunities for disadvantaged and small businesses.					
Outreach, engagement, or referrals with the state one-stop system, as designed in Section 121(e)(2) of the Workforce Innovation and Opportunity Act.					
Other.					

**Table 15 – Qualitative Efforts - Number of Activities by Program**

**Narrative**

There are three construction projects funded by CDBG, two of the three are expected to be completed in Fall 2024.

**CR-60 - ESG 91.520(g) (ESG Recipients only)**

ESG Supplement to the CAPER in *e-snaps*

For Paperwork Reduction Act

**1. Recipient Information—All Recipients Complete**

**Basic Grant Information**

<b>Recipient Name</b>	OXNARD
<b>Organizational DUNS Number</b>	081790214
<b>UEI</b>	
<b>EIN/TIN Number</b>	956000756
<b>Identify the Field Office</b>	LOS ANGELES
<b>Identify CoC(s) in which the recipient or subrecipient(s) will provide ESG assistance</b>	San Buena Ventura/Ventura County CoC

**ESG Contact Name**

<b>Prefix</b>	Ms
<b>First Name</b>	Andrea
<b>Middle Name</b>	D
<b>Last Name</b>	Palmer
<b>Title</b>	Grants Manager

**ESG Contact Address**

**Street Address 1** 435 South D Street  
**City** Oxnard  
**State** CA  
**ZIP Code** 93030-  
**Phone Number** 8053857959  
**Fax Number** 8053857969  
**Email Address** andrea.palmer@oxnard.org

**ESG Secondary Contact**

**Prefix** Miss  
**First Name** Denise  
**Last Name** Ledesma  
**Title** Grants Coordinator  
**Phone Number** 8053857493  
**Email Address** denise.ledesma@oxnard.org

**2. Reporting Period—All Recipients Complete**

**Program Year Start Date** 07/01/2023  
**Program Year End Date** 06/30/2024

**3a. Subrecipient Form – Complete one form for each subrecipient**

**Subrecipient or Contractor Name:** OXNARD

**City:** Oxnard

**State:** CA

**Zip Code:** 93030, 5738

**DUNS Number:** 081790214

**UEI:**

**Is subrecipient a victim services provider:** N

**Subrecipient Organization Type:** Unit of Government

**ESG Subgrant or Contract Award Amount:** 15,591

**Subrecipient or Contractor Name:** MERCY HOUSE

**City:** Santa Ana

**State:** CA

**Zip Code:** 92702, 1905

**DUNS Number:** 879797165

**UEI:**

**Is subrecipient a victim services provider:** N

**Subrecipient Organization Type:** Other Non-Profit Organization

**ESG Subgrant or Contract Award Amount:** 58,500

**Subrecipient or Contractor Name:** Turning Point Foundation

**City:** Ventura

**State:** CA

**Zip Code:** 93001, 2841

**DUNS Number:** 608847216

**UEI:**

**Is subrecipient a victim services provider:** N

**Subrecipient Organization Type:** Other Non-Profit Organization

**ESG Subgrant or Contract Award Amount:** 46,000

**Subrecipient or Contractor Name:** UNITED WAY OF VENTURA COUNTY

**City:** Ventura

**State:** CA

**Zip Code:** 93003

**DUNS Number:**

**UEI:**

**Is subrecipient a victim services provider:** N

**Subrecipient Organization Type:** Other Non-Profit Organization

**ESG Subgrant or Contract Award Amount:** 24,792

**Subrecipient or Contractor Name:** THE SALVATION ARMY

**City:** Carson

**State:** CA

**Zip Code:** 90746, 1307

**DUNS Number:**

**UEI:** LF19U9DKFQM6

**Is subrecipient a victim services provider:** N

**Subrecipient Organization Type:** Other Non-Profit Organization

**ESG Subgrant or Contract Award Amount:** 63,000

**CR-65 - Persons Assisted;**

**CR-75 – Expenditures**

Reported in SAGE.

Refer to the SAGE report attached.

**CR-70 – ESG 91.520(g) - Assistance Provided and Outcomes;**

In FY 2023-24 Turning Point Foundation (TPF) Our Place Safe Haven served 13 homeless adults with mentally health challenges who identify Oxnard as their community of residence by providing emergency shelter and a variety of services. TPF reported in the HMIS system a total of 48 unduplicated homeless adults during the year from localities across Ventura County which consisted of 13 who identified as

Oxnard residents. TPF provided overnight shelter, case management and support services aimed at stabilizing mental and physical health and obtaining permanent housing.

In FY 2023-24 the Salvation Army provided street outreach services to 322 homeless individuals. The Outreach team has continued working diligently with the homeless population by providing resources, meals, hygiene kits and vouchers on an as-need basis. The Outreach team provided case management and focused on rapid placement with connections to appropriate supportive services occurring concurrently, helping reduce the length of time a person remains homeless.

In FY 2023-24, United Way of Ventura County has utilized HESG funds to house 18 households and 25 individuals. HMIS is reporting 27 clients but there was a household of two entered by error into HESG who had been housed through another grant.

During FY 2023-24, Mercy House has served 15 homeless households including 15 individuals through the HESG program. Of those served 15 households have successfully secured housing exceeding the program's goal to house 8 households. The average length of time to secure housing has been 42 days. All 15 people served have exited the program, 100% have exited successfully to permanent housing destinations including 6 who have exited without an ongoing housing subsidy.

## LIST OF FY 2023-24 CAPER EXHIBITS

<b>EXHIBIT I</b>	CDBG Financial Summary for Program Year 2023, IDIS Form -PR 26
<b>EXHIBIT II</b>	Summary of Consolidated Plan Projects for Program Year 2023, IDIS Form -PR 06
<b>EXHIBIT III</b>	Current CDBG Timeliness Report for Program Year 2023, IDIS Form -PR 56 CDBG
<b>EXHIBIT IV</b>	Activity Summary Report for Program Year 2023 IDIS Form -PR 03
<b>EXHIBIT V</b>	CDBG Summary of Accomplishments for Program Year 2023, IDIS Form -PR 23
<b>EXHIBIT VI</b>	Program Income Details for CDBG Program Year 2023, IDIS Form -PR 09
<b>EXHIBIT VII</b>	ESG Financial Summary for Program Year 2022 and 2023, IDIS Form -PR 91
<b>EXHIBIT VIII</b>	Annual Performance Report-HOME Program Year 2023, Form - HUD-40107
<b>EXHIBIT IX</b>	Program Income Details for HOME program Year 2023, IDIS Form -PR 09 HOME
<b>EXHIBIT X</b>	Match Report for Program Year 2023 Form HUD-40107 A
<b>EXHIBIT XI</b>	HOME Matching Liability Report for Program Year 2023, IDIS Form -PR 33 Status
<b>EXHIBIT XII</b>	of HOME Activities for Program Year 2023, IDIS Form -PR 22
<b>EXHIBIT XIII</b>	Summary of Accomplishments for HOME Program Year 2023, IDIS Form -PR 23
<b>EXHIBIT XIV</b>	Status of HOME Grants Program Year-2023, IDIS Form -PR 27
<b>EXHIBIT XV</b>	CDBG-CV Financial Summary for Program Year 2023, IDIS Form -PR 26
<b>EXHIBIT XVI</b>	ESG-CV Financial Summary for Program Year 2023, IDIS Form -PR 91
<b>EXHIBIT XVII</b>	CDBG SECTION 3 Program Year 2023

**EXHIBIT I**

CDBG Financial Summary for Program Year 202 - PR 26

DRAFT





**PART I: SUMMARY OF CDBG RESOURCES**

01 UNEXPENDED CDBG FUNDS AT END OF PREVIOUS PROGRAM YEAR	0.00
02 ENTITLEMENT GRANT	2,213,917.00
03 SURPLUS URBAN RENEWAL	0.00
04 SECTION 108 GUARANTEED LOAN FUNDS	0.00
05 CURRENT YEAR PROGRAM INCOME	6,501.08
05a CURRENT YEAR SECTION 108 PROGRAM INCOME (FOR SI TYPE)	0.00
06 FUNDS RETURNED TO THE LINE-OF-CREDIT	0.00
06a FUNDS RETURNED TO THE LOCAL CDBG ACCOUNT	0.00
07 ADJUSTMENT TO COMPUTE TOTAL AVAILABLE	0.00
08 TOTAL AVAILABLE (SUM, LINES 01-07)	2,220,418.08

**PART II: SUMMARY OF CDBG EXPENDITURES**

09 DISBURSEMENTS OTHER THAN SECTION 108 REPAYMENTS AND PLANNING/ADMINISTRATION	4,122,348.04
10 ADJUSTMENT TO COMPUTE TOTAL AMOUNT SUBJECT TO LOW/MOD BENEFIT	0.00
11 AMOUNT SUBJECT TO LOW/MOD BENEFIT (LINE 09 + LINE 10)	4,122,348.04
12 DISBURSED IN IDIS FOR PLANNING/ADMINISTRATION	356,680.57
13 DISBURSED IN IDIS FOR SECTION 108 REPAYMENTS	0.00
14 ADJUSTMENT TO COMPUTE TOTAL EXPENDITURES	0.00
15 TOTAL EXPENDITURES (SUM, LINES 11-14)	4,479,028.61
16 UNEXPENDED BALANCE (LINE 08 - LINE 15)	(2,258,610.53)

**PART III: LOW/MOD BENEFIT THIS REPORTING PERIOD**

17 EXPENDED FOR LOW/MOD HOUSING IN SPECIAL AREAS	0.00
18 EXPENDED FOR LOW/MOD MULTI-UNIT HOUSING	0.00
19 DISBURSED FOR OTHER LOW/MOD ACTIVITIES	1,712,879.59
20 ADJUSTMENT TO COMPUTE TOTAL LOW/MOD CREDIT	0.00
21 TOTAL LOW/MOD CREDIT (SUM, LINES 17-20)	1,712,879.59
22 PERCENT LOW/MOD CREDIT (LINE 21/LINE 11)	41.55%

**LOW/MOD BENEFIT FOR MULTI-YEAR CERTIFICATIONS**

23 PROGRAM YEARS(PY) COVERED IN CERTIFICATION	PY: PY:
24 CUMULATIVE NET EXPENDITURES SUBJECT TO LOW/MOD BENEFIT CALCULATION	0.00
25 CUMULATIVE EXPENDITURES BENEFITING LOW/MOD PERSONS	0.00
26 PERCENT BENEFIT TO LOW/MOD PERSONS (LINE 25/LINE 24)	0.00%

**PART IV: PUBLIC SERVICE (PS) CAP CALCULATIONS**

27 DISBURSED IN IDIS FOR PUBLIC SERVICES	292,425.45
28 PS UNLIQUIDATED OBLIGATIONS AT END OF CURRENT PROGRAM YEAR	0.00
29 PS UNLIQUIDATED OBLIGATIONS AT END OF PREVIOUS PROGRAM YEAR	0.00
30 ADJUSTMENT TO COMPUTE TOTAL PS OBLIGATIONS	0.00
31 TOTAL PS OBLIGATIONS (LINE 27 + LINE 28 - LINE 29 + LINE 30)	292,425.45
32 ENTITLEMENT GRANT	2,213,917.00
33 PRIOR YEAR PROGRAM INCOME	171,129.19
34 ADJUSTMENT TO COMPUTE TOTAL SUBJECT TO PS CAP	0.00
35 TOTAL SUBJECT TO PS CAP (SUM, LINES 32-34)	2,385,046.19
36 PERCENT FUNDS OBLIGATED FOR PS ACTIVITIES (LINE 31/LINE 35)	12.26%

**PART V: PLANNING AND ADMINISTRATION (PA) CAP**

37 DISBURSED IN IDIS FOR PLANNING/ADMINISTRATION	356,680.57
38 PA UNLIQUIDATED OBLIGATIONS AT END OF CURRENT PROGRAM YEAR	0.00
39 PA UNLIQUIDATED OBLIGATIONS AT END OF PREVIOUS PROGRAM YEAR	0.00
40 ADJUSTMENT TO COMPUTE TOTAL PA OBLIGATIONS	0.00
41 TOTAL PA OBLIGATIONS (LINE 37 + LINE 38 - LINE 39 +LINE 40)	356,680.57
42 ENTITLEMENT GRANT	2,213,917.00
43 CURRENT YEAR PROGRAM INCOME	6,501.08
44 ADJUSTMENT TO COMPUTE TOTAL SUBJECT TO PA CAP	0.00
45 TOTAL SUBJECT TO PA CAP (SUM, LINES 42-44)	2,220,418.08
46 PERCENT FUNDS OBLIGATED FOR PA ACTIVITIES (LINE 41/LINE 45)	16.06%



LINE 17 DETAIL: ACTIVITIES TO CONSIDER IN DETERMINING THE AMOUNT TO ENTER ON LINE 17

No data returned for this view. This might be because the applied filter excludes all data.

LINE 18 DETAIL: ACTIVITIES TO CONSIDER IN DETERMINING THE AMOUNT TO ENTER ON LINE 18

Plan Year	IDIS Project	IDIS Activity	Activity Name	Matrix Code	National Objective	Drawn Amount
2023	11	2444	201 SOUTH D STREET- CHA ACQUISITION	14G	LWH	\$2,409,468.45
						<b>14G Matrix Code \$2,409,468.45</b>
<b>Total</b>						<b>\$2,409,468.45</b>

LINE 19 DETAIL: ACTIVITIES INCLUDED IN THE COMPUTATION OF LINE 19

Plan Year	IDIS Project	IDIS Activity	Voucher Number	Activity Name	Matrix Code	National Objective	Drawn Amount
2023	9	2446	6949569	NEIGHBORHOOD IMPROVEMENT PROJECTS - 131 EAST 7TH STREET	01	LMA	\$42,146.84
						<b>01 Matrix Code \$42,146.84</b>	
2019	4	2373	6941920	19 DB-1450 ROSE HOMELESS SHELTER REHAB	03C	LWC	\$13,984.19
						<b>03C Matrix Code \$13,984.19</b>	
2019	4	2308	6941920	WILSON PARK INCLUSIVE PLAYGROUND	03F	LMA	\$7,224.36
						<b>03F Matrix Code \$7,224.36</b>	
2023	5	2430	6953366	B23 PS-SHELTER CARE RESOURCES	03T	LWC	\$2,952.00
2023	5	2430	6941905	B23 PS-SHELTER CARE RESOURCES	03T	LWC	\$16,791.00
2023	5	2432	6941905	B23 PS-TURNING POINT FOUNDATION	03T	LWC	\$35,000.00
						<b>03T Matrix Code \$54,743.00</b>	
2022	11	2419	6953366	B22 CYPRESS PLACE LOAN (People's Self-Help Housing )	04	LMA	\$620,262.68
2022	11	2419	6941920	B22 CYPRESS PLACE LOAN (People's Self-Help Housing )	04	LMA	\$672,257.56
2022	11	2419	6943884	B22 CYPRESS PLACE LOAN (People's Self-Help Housing )	04	LMA	\$64,578.51
						<b>04 Matrix Code \$1,357,098.75</b>	
2023	4	2429	6941905	B23 PS-PALM VISTA SENIOR CENTER	05A	LWC	\$31,000.00
2023	4	2434	6941905	B23 PS-OXNARD HOUSING AUTHORITY	05A	LWC	\$33,042.18
						<b>05A Matrix Code \$64,042.18</b>	
2023	6	2426	6941905	B23 PS-COLONIA MEMORIAL PARK VETERANS GYM	05D	LWC	\$46,989.61
2023	6	2427	6941905	B23 PS- SOUTHWINDS YOUTH CENTER	05D	LWC	\$31,000.00
2023	6	2428	6941905	B23 PS-POLICE ACTIVITIES LEAGUE	05D	LWC	\$40,583.49
2023	6	2431	6941905	B23 PS-OXNARD PERFORMING ARTS CENTER-CREATIVE YOUTH DEVELOPMENT	05D	LWC	\$19,857.25
						<b>05D Matrix Code \$138,430.35</b>	
2023	5	2425	6941905	B23 PS-LIVINGSTON MEMORIAL VISITING NURSES ASSOC	05M	LWC	\$8,000.00
						<b>05M Matrix Code \$8,000.00</b>	
2023	5	2433	6941905	B23 PS-CALIFORNIA LUTHERAN UNIVERSITY	05O	LWC	\$27,209.92
						<b>05O Matrix Code \$27,209.92</b>	
<b>Total</b>						<b>\$1,712,879.59</b>	

LINE 27 DETAIL: ACTIVITIES INCLUDED IN THE COMPUTATION OF LINE 27

Plan Year	IDIS Project	IDIS Activity	Voucher Number	Activity to prevent, prepare for, and respond to Coronavirus	Activity Name	Grant Number	Fund Type	Matrix Code	National Objective	Drawn Amount
2023	5	2430	6953366	No	B23 PS-SHELTER CARE RESOURCES	B23MC060534	EN	03T	LWC	\$2,952.00
2023	5	2430	6941905	No	B23 PS-SHELTER CARE RESOURCES	B23MC060534	EN	03T	LWC	\$16,791.00
2023	5	2432	6941905	No	B23 PS-TURNING POINT FOUNDATION	B23MC060534	EN	03T	LWC	\$35,000.00
								<b>03T Matrix Code \$54,743.00</b>		
2023	4	2429	6941905	No	B23 PS-PALM VISTA SENIOR CENTER	B23MC060534	EN	05A	LWC	\$31,000.00
2023	4	2434	6941905	No	B23 PS-OXNARD HOUSING AUTHORITY	B23MC060534	EN	05A	LWC	\$33,042.18
								<b>05A Matrix Code \$64,042.18</b>		
2023	6	2426	6941905	No	B23 PS-COLONIA MEMORIAL PARK VETERANS GYM	B23MC060534	EN	05D	LWC	\$46,989.61
2023	6	2427	6941905	No	B23 PS- SOUTHWINDS YOUTH CENTER	B23MC060534	EN	05D	LWC	\$31,000.00
2023	6	2428	6941905	No	B23 PS-POLICE ACTIVITIES LEAGUE	B23MC060534	EN	05D	LWC	\$40,583.49
2023	6	2431	6941905	No	B23 PS-OXNARD PERFORMING ARTS CENTER-CREATIVE YOUTH DEVELOPMENT	B23MC060534	EN	05D	LWC	\$19,857.25
								<b>05D Matrix Code \$138,430.35</b>		
2023	5	2425	6941905	No	B23 PS-LIVINGSTON MEMORIAL VISITING NURSES ASSOC	B23MC060534	EN	05M	LWC	\$8,000.00
								<b>05M Matrix Code \$8,000.00</b>		



Office of Community Planning and Development  
 U.S. Department of Housing and Urban Development  
 Integrated Disbursement and Information System  
 PR26 - CDBG Financial Summary Report  
 Program Year 2023  
 OXNARD, CA

DATE: 09-26-24  
 TIME: 13:22  
 PAGE: 3

Plan Year	IDIS Project	IDIS Activity	Voucher Number	Activity to prevent, prepare for, and respond to Coronavirus	Activity Name	Grant Number	Fund Type	Matrix Code	National Objective	Drawn Amount
2023	5	2433	6941905	No	B23 PS-CALIFORNIA LUTHERAN UNIVERSITY	B23MCD00534	EN	050	LMC	\$27,209.92
				No	Activity to prevent, prepare for, and respond to Coronavirus			050	Matrix Code	\$27,209.92
<b>Total</b>										<b>\$292,425.45</b>

LINE 37 DETAIL: ACTIVITIES INCLUDED IN THE COMPUTATION OF LINE 37

Plan Year	IDIS Project	IDIS Activity	Voucher Number	Activity Name	Matrix Code	National Objective	Drawn Amount
2023	10	2437	6855366	B23 ADMINISTRATION- GRANTS MANAGEMENT	21A		\$133,171.65
2023	10	2437	6941905	B23 ADMINISTRATION- GRANTS MANAGEMENT	21A		\$222,203.92
2023	10	2437	6945659	B23 ADMINISTRATION- GRANTS MANAGEMENT	21A		\$1,305.00
<b>Total</b>					<b>21A</b>	Matrix Code	<b>\$356,680.57</b>

DRAFT

**EXHIBIT II**

Summary of Consolidated Plan Projects for Program Year 202 - PR 06

DRAFT

U.S. DEPARTMENT OF HOUSING AND URBAN  
DEVELOPMENT  
OFFICE OF COMMUNITY PLANNING AND DEVELOPMENT  
PR06 - Summary of Consolidated Plan Projects for Report  
Year

DATE: 9/26/2024  
TIME: 3:16:23 PM  
PAGE: 1/1

IDIS

Plan IDIS Year Project	Project Title and Description	Program	Project Estimate	Committed Amount	Amount Drawn Thru Report Year	Amount Available to Draw	Amount Drawn in Report Year
2023 1	NEW RENTAL HOUSING	PARTICIPATION IN HOUSING DEVELOPMENT FUNDING ASSISTANCE	\$781,981.00	\$0.00	\$0.00	\$0.00	\$0.00
2	HOMEOWNERSHIP OPPORTUNITIES	DOWN PAYMENT ASSISTANCE	\$290,000.00	\$0.00	\$0.00	\$0.00	\$0.00
3	HOUSING SUPPORT AND STABILITY	HOUSING SUPPORT SERVICES	\$73,000.00	\$0.00	\$0.00	\$0.00	\$0.00
4	ASSISTANCE FOR SENIOR RESIDENTS	PUBLIC SERVICES SUBJECT TO 15% CAP OF 2023 CDBG ALLOCATION AND PROGRAM INCOME. FUNDING FOR SENIOR SERVICES TO INCREASE THE QUALITY OF LIFE	\$0.00	\$64,042.18	\$64,042.18	\$0.00	\$64,042.18
5	OTHER PUBLIC SERVICES	PUBLIC SERVICES SUBJECT TO 15% CAP OF 2023 CDBG ALLOCATION AND PROGRAM INCOME. FUNDING FOR HOMELESS SERVICES, MENTAL HEALTH SERVICES AND HEALTH CARE SERVICES.	\$117,500.00	\$89,952.92	\$89,952.92	\$0.00	\$89,952.92
6	YOUTH ACTIVITIES AND SERVICES	PUBLIC SERVICES SUBJECT TO 15% CAP OF 2023 CDBG ALLOCATION AND PROGRAM INCOME. FUNDING FOR YOUTH RECREATIONAL AND EDUCATIONAL PROGRAMS; YOUTH FROM LOW AND MODERATE-INCOME HOUSEHOLDS.	\$144,087.00	\$138,430.35	\$138,430.35	\$0.00	\$138,430.35
7	HOMELESS ASSISTANCE	HEARTH EMERGENCY SOLUTIONS GRANT FUNDS TO PROVIDE FINANCIAL ASSISTANCE TO VARIOUS SERVICE PROVIDERS FOR EMERGENCY SHELTER AND STREET OUTREACH SUBJECT TO 60% CAP. HOMELESS PREVENTION, RAPID RE-HOUSING, AND HMES ACTIVITIES TO SERVE HOMELESS INDIVIDUALS AND FAMILIES, AND THOSE AT-RISK OF BECOMING HOMELESS. STREET OUTREACH AND EMERGENCY SHELTER ACTIVITIES WILL BE LIMITED TO 60% OF HESG ALLOCATION ESTIMATED, OR \$124,729. ADMINISTRATION AND PLANNING COST SUBJECT TO CAPS (7.5% OF ALLOCATION), ESTIMATED \$15,591. ALL HESG SUBRECIPIENTS ARE REQUIRED BY THE CITY OF ONYARD TO PROVIDE MATCHING FUNDS OF A DOLLAR FOR EVERY DOLLAR HESG GRANT DOLLARS RECEIVED.	\$207,883.00	\$207,883.00	\$0.00	\$207,883.00	\$0.00
8	PARKS AND COMMUNITY SPACE	PUBLIC IMPROVEMENTS OF A PUBLIC PARK AND COMMUNITY SPACE WITHIN LOW- AND MODERATE-INCOME AREAS	\$489,660.00	\$0.00	\$0.00	\$0.00	\$0.00
9	PUBLIC FACILITY & IMPROVEMENT	NEIGHBORHOOD IMPROVEMENTS WITHIN LOW- AND MODERATE INCOME AREAS	\$764,387.00	\$105,000.00	\$42,146.84	\$62,853.16	\$42,146.84
10	ADMINISTRATION	ADMINISTRATION AND PLANNING COSTS SUBJECT TO CAPS FOR EACH FUNDING SOURCE. CDBG (20% of Allocation & PI) AND HOME (10% of Allocation & PI)	\$462,783.00	\$356,680.57	\$356,680.57	\$0.00	\$356,680.57
11	SITE ACQUISITION	AMENDMENT Update: SITE ACQUISITION FOR A HOUSING PROJECT, OR MORE THAN ONE HOUSING PROJECT. ACQUISITION MAY INCLUDE MIXED-USE, OR COMMERCIAL TO BENEFIT LOW- AND MODERATE-INCOME RESIDENTS.	\$96,886.00	\$2,921.08	\$1,455.67	\$1,475.41	\$1,455.67
			\$3,035,397.00	\$2,409,468.45	\$2,409,468.45	\$0.00	\$2,409,468.45

**EXHIBIT III**

Current CDBG Timeliness Report for Program Year 202 - PR 56

DRAFT



U.S. Department of Housing and Urban Development  
 Office of Community Planning and Development  
 Integrated Disbursement and Information System

DATE: 09-26-24  
 TIME: 15:17  
 PAGE: 1

Current CDBG Timeliness Report  
 Grantee : OXNARD, CA

PGM YEAR	PGM YEAR START DATE	TIMELINESS TEST DATE	CDBG GRANT AMT	--- LETTER OF CREDIT BALANCE ---		DRAW RATIO		MINIMUM DISBURSEMENT TO MEET TEST	
				UNADJUSTED	ADJUSTED FOR PI	UNADJ	ADJ	UNADJUSTED	ADJUSTED
2023	07-01-23	05-02-24	2,213,917.00	7,220,896.46	7,404,234.05	3.26	3.34		
2024	07-01-24	05-02-25	UNAVAILABLE	3,541,706.02	3,688,092.85	*****	*****	GRANT UNAVAILABLE FOR CALCULATION	

NOTE: If \*\*\*\*\* appears in place of ratio, then ratio cannot be calculated because either the grantee's current year grant has not been obligated in LOCCS or the current program year start and end dates have not been entered in IDIS.

DRAFT

**EXHIBIT IV**

CDBG Activity Summary Report for Program Year 202 - PR 03

DRAFT





U.S. Department of Housing and Urban Development  
 Office of Community Planning and Development  
 Integrated Disbursement and Information System  
 CDBG Activity Summary Report (GPR) for Program Year 2023  
 OXNARD

Date: 26-Sep-2024  
 Time: 19:40  
 Page: 1

**PGM Year:** 1994  
**Project:** 0002 - CONVERTED CDBG ACTIVITIES  
**IDIS Activity:** 2 - CDBG COMMITTED FUNDS ADJUSTMENT  
**Status:** Open 6/30/1995 12:00:00 AM  
**Location:** ,

**Objective:**  
**Outcome:**  
**Matrix Code:** Other Public Improvements Not Listed in 03A-03S (03Z) **National Objective:**

**Activity to prevent, prepare for, and respond to Coronavirus:** No

**Initial Funding Date:** 01/01/0001

**Description:**

**Financing**

	Fund Type	Grant Year	Grant	Funded Amount	Drawn In Program Year	Drawn Thru Program Year
CDBG	EN	Pre-2015		\$18,213,303.94	\$0.00	\$0.00
		1988	B88MC060534		\$0.00	\$1,861,000.00
		1989	B89MC060534		\$0.00	\$1,925,000.00
		1990	B90MC060534		\$0.00	\$1,840,000.00
		1991	B91MC060534		\$0.00	\$2,056,000.00
		1992	B92MC060534		\$0.00	\$2,200,000.00
		1993	B93MC060534		\$0.00	\$2,616,000.00
		1994	B94MC060534		\$0.00	\$2,849,000.00
		1995	B95MC060534		\$0.00	\$2,866,303.94
		<b>Total</b>	<b>Total</b>			<b>\$18,213,303.94</b>

**Proposed Accomplishments**

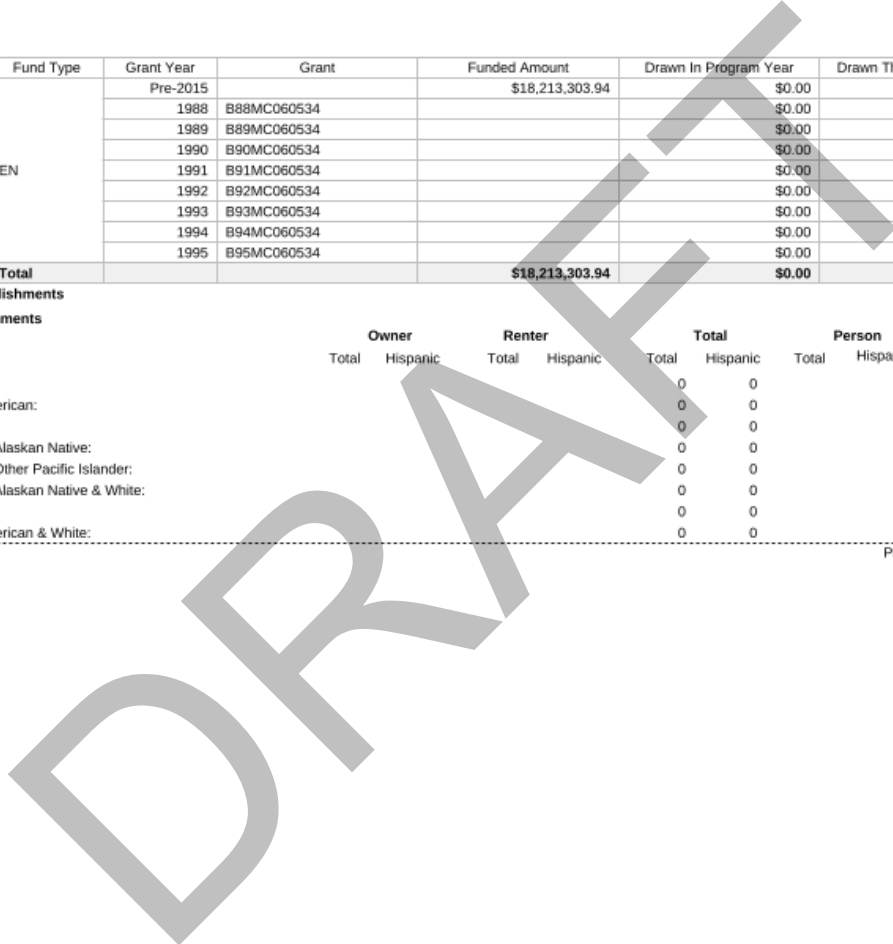
**Actual Accomplishments**

**Number assisted:**

	Owner		Renter		Total		Person	
	Total	Hispanic	Total	Hispanic	Total	Hispanic	Total	Hispanic
White:	0	0	0	0	0	0	0	0
Black/African American:	0	0	0	0	0	0	0	0
Asian:	0	0	0	0	0	0	0	0
American Indian/Alaskan Native:	0	0	0	0	0	0	0	0
Native Hawaiian/Other Pacific Islander:	0	0	0	0	0	0	0	0
American Indian/Alaskan Native & White:	0	0	0	0	0	0	0	0
Asian White:	0	0	0	0	0	0	0	0
Black/African American & White:	0	0	0	0	0	0	0	0

PR03 - OXNARD

Page: 1 of 70





U.S. Department of Housing and Urban Development  
 Office of Community Planning and Development  
 Integrated Disbursement and Information System  
 CDBG Activity Summary Report (GPR) for Program Year 2023  
 OXNARD

Date: 26-Sep-2024  
 Time: 19:40  
 Page: 2

American Indian/Alaskan Native & Black/African American:					0	0		
Other multi-racial:					0	0		
Asian/Pacific Islander:					0	0		
Hispanic:					0	0		
<b>Total:</b>	<b>0</b>	<b>0</b>	<b>0</b>	<b>0</b>	<b>0</b>	<b>0</b>	<b>0</b>	<b>0</b>

Female-headed Households: 0

Income Category:	Owner	Renter	Total	Person
Extremely Low			0	
Low Mod			0	
Moderate			0	
Non Low Moderate			0	
Total	0	0	0	0
Percent Low/Mod				

**Annual Accomplishments**

No data returned for this view. This might be because the applied filter excludes all data.

DRAFT



U.S. Department of Housing and Urban Development  
 Office of Community Planning and Development  
 Integrated Disbursement and Information System  
 CDBG Activity Summary Report (GPR) for Program Year 2023  
 OXNARD

Date: 26-Sep-2024  
 Time: 19:40  
 Page: 3

**PGM Year:** 2017  
**Project:** 0005 - INFRASTRUCTURE AND PUBLIC FACILITIES  
**IDIS Activity:** 2190 - DB-17 COMM CENTER EAST PARK IMP  
**Status:** Open  
**Location:** 800 Hobson Way Oxnard, CA 93030-6723  
**Objective:** Provide decent affordable housing  
**Outcome:** Affordability  
**Matrix Code:** Parks, Recreational Facilities (03F) **National Objective:** LMA

**Activity to prevent, prepare for, and respond to Coronavirus:** No

**Initial Funding Date:** 02/13/2018

**Description:**

CDBG FUNDING WILL BE USED TO MAKE IMPROVEMENTS TO OXNARD'S COMMUNITY CENTER EAST PARK. COMMUNITY CENTER EAST PARK IS LOCATED AT CENSUS TRACT 8600, BLOCK GROUP 2,85.87% LMI.

**Financing**

	Fund Type	Grant Year	Grant	Funded Amount	Drawn In Program Year	Drawn Thru Program Year
CDBG	EN	2016	B16MC060534	\$30,000.00	\$0.00	\$30,000.00
		2017	B17MC060534	\$412,007.29	\$0.00	\$412,007.29
		2018	B18MC060534	\$429,230.89	\$0.00	\$429,230.89
		2022	B22MC060534	\$11,683.82	\$0.00	\$0.00
<b>Total</b>	<b>Total</b>			<b>\$882,922.00</b>	<b>\$0.00</b>	<b>\$871,238.18</b>

**Proposed Accomplishments**

Public Facilities : 1  
 Total Population in Service Area: 7,570  
 Census Tract Percent Low / Mod: 74.31

**Annual Accomplishments**

Years	Accomplishment Narrative	# Benefiting
2017	FOR QUARTERS ONE THROUGH THREE, THE DESIGN FOR THE RESTROOM RELOCATION WAS HALF COMPLETED. FOR THE FOURTH QUARTER, THE REDESIGN CONSTRUCTION OF THE RESTROOM IS 75% COMPLETE. FOR FY2017-18: BUILDING PLANS WERE UPDATED, CONSTRUCTION DOCUMENTS WERE SUBMITTED, AND THE PROJECT WENT OUT TO BID.	
2018	FOR THE FIRST QUARTER, THE FIRST PLAN REVIEW COMMENTS WERE RECEIVED. THIS RESULTED IN THE CITY'S REQUEST TO STUDY AN ALTERNATE LOCATION AND THE POSSIBLY OF USING A PREFAB RESTROOM BUILDING. FOR THE SECOND QUARTER, FEEDBACK WAS RECEIVED FROM THE PARKS AND POLICE DEPARTMENTS ON THE ALTERNATE LOCATION. AND, A COST ESTIMATE FOR THE PREFAB BUILDING WAS RECEIVED. FOR THE THIRD QUARTER, NO SERVICES WERE RENDERED. FOR THE FOURTH QUARTER, NO SERVICES WERE RENDERED. HOWEVER, CONSTRUCTION WILL BEGIN NEXT QUARTER. FOR FY2018-19, THIS PROJECT WAS IN THE "DESIGN" STAGE.	



U.S. Department of Housing and Urban Development  
 Office of Community Planning and Development  
 Integrated Disbursement and Information System  
 CDBG Activity Summary Report (GPR) for Program Year 2023  
 OXNARD

Date: 26-Sep-2024  
 Time: 19:40  
 Page: 4

Years	Accomplishment Narrative	# Benefiting
2019	FOR THE FIRST QUARTER, PLANS WITH ENGINEER WERE FINALIZED AND PLANS WERE MADE TO GO OUT TO BID IN EARLY 2020. FOR THE SECOND AND THIRD QUARTERS, ECG WAS HIRED TO COMPLETE THE PROJECT. FOR THE FOURTH QUARTER, DESIGN IS AT 90%. FOR FISCAL YEAR 2019-20; DESIGN WAS AND THE PLAN CHECK STAGE WAS ONGOING. FOR THE FIRST QUARTER OF FY2021, PROJECT MANAGER WAITING FOR PURCHASING TO ORDER THE RESTROOMS.	
2020	FOR THE FIRST QUARTER, NO SERVICES WERE RENDERED. FOR THE SECOND QUARTER, NO SERVICES WERE RENDERED. FOR THE THIRD QUARTER, A MODULAR RESTROOM WAS PURCHASED. FOR THE FOURTH QUARTER, PROJECT MANAGEMENT AND PREPARATION OF PLANS, SPECIFICATIONS, AND ESTIMATES FOR BIDDING PURPOSES WERE DONE.	
2021	FOR THE FIRST QUARTER, PLAY EQUIPMENT WAS PURCHASED. FOR THE SECOND QUARTER, DESIGN WORK WAS DONE. FOR THE THIRD QUARTER, MATERIAL IS ON HAND AND PROJECT IS OUT TO BID. FOR THE FOURTH QUARTER, RESTROOM FACILITY BIDS WERE RECEIVED.	
2022	FOR THE FIRST QUARTER, CONSTRUCTION BID PACKAGE UNDERWAY. FOR THE SECOND QUARTER, PROJECT WAS DELAYED DUE TO NEPA PAPERWORK IN ORDER TO PUT THE PROJECT OUT TO BID. FOR THE THIRD QUARTER, EXELOO RESTROOM INSTALLED AND AWAITING ELECTRICAL PLANS APPROVAL TO INSTALL LIGHT POLES. CONTINUED CONSTRUCTION BID PACKAGE UNDERWAY. FOR THE FOURTH QUARTER, RESTROOM ALMOST FINISHED; WALK-THROUGH OCCURRED IN JUNE AND ANTICIPATES TO BE OPEN TO THE PUBLIC IN JULY. CONSTRUCTION AGREEMENT APPROVAL ANTICIPATED IN JULY AND CONSTRUCTION FOR THE PLAYGROUND WILL START SOON THERE AFTER.	
2023	IN FY 2023-24, QUARTER 1 NOTICE TO PROCEED WAS ISSUED, SUBMITTALS ARE BEING RECEIVED. DEMOLISHING OF EXISTING PLAY EQUIPMENT HAS COMMENCED. REMOVAL OF EXISTING MULCH, AND SURVEYING. IN QUARTER 2, DEMOLITION OF THE EXISTING PLAYGROUND HAS BEEN COMPLETED AND THE PLAYGROUND IS 90% COMPLETE/INSTALLED. AFTER THE COMPLETION OF THE PLAYGROUND INSTALLATION, THE RUBBERIZED FLOORING WILL BE INSTALLED. DUE TO THE RAINS, THIS PROCESS IS TAKING LONGER THAN EXPECTED. IN QUARTER 3, DEMOLITION AND INSTALLATION OF THE EXISTING PLAYGROUND HAS BEEN COMPLETED. THE RUBBERIZED FLOORING IS INSTALLED. THE CERTIFIED PLAYGROUND INSPECTOR HAS BEEN SCHEDULED FOR FINAL APPROVAL. IN QUARTER 4, CLOSEOUT WILL OCCUR IN NEXT FISCAL YEAR.	

DRAFT



U.S. Department of Housing and Urban Development  
 Office of Community Planning and Development  
 Integrated Disbursement and Information System  
 CDBG Activity Summary Report (GPR) for Program Year 2023  
 OXNARD

Date: 26-Sep-2024  
 Time: 19:40  
 Page: 5

**PGM Year:** 2019  
**Project:** 0004 - INFRASTRUCTURE AND PUBLIC FACILITIES  
**IDIS Activity:** 2308 - WILSON PARK INCLUSIVE PLAYGROUND  
**Status:** Open  
**Location:** 350 N C St Oxnard, CA 93030-4646  
**Objective:** Create suitable living environments  
**Outcome:** Availability/accessibility  
**Matrix Code:** Parks, Recreational Facilities (03F) **National Objective:** LMA

**Activity to prevent, prepare for, and respond to Coronavirus:** No

**Initial Funding Date:** 11/19/2019

**Description:**

Grant funding will be used for an inclusive playground at Wilson Park. Wilson Park is located at Census Tract 8700, Block Group 2, 78.34% LMI.

**Financing**

	Fund Type	Grant Year	Grant	Funded Amount	Drawn In Program Year	Drawn Thru Program Year
CDBG	EN	2018	B18MC060534	\$3,720.14	\$0.00	\$3,720.14
		2019	B19MC060534	\$362,982.89	\$7,224.36	\$362,982.89
		2022	B22MC060534	\$108,296.97	\$0.00	\$0.00
<b>Total</b>	<b>Total</b>			<b>\$475,000.00</b>	<b>\$7,224.36</b>	<b>\$366,703.03</b>

**Proposed Accomplishments**

Public Facilities : 210,000  
 Total Population in Service Area: 2,470  
 Census Tract Percent Low / Mod: 78.34

**Annual Accomplishments**

Years	Accomplishment Narrative	# Benefiting
2019	FOR THE FIRST QUARTER, THE PLANNING PHASE TOOK PLACE. FOR THE SECOND QUARTER, THE PLANNING PHASE WAS CONTINUED. FOR THE THIRD QUARTER, WALLACE GROUP WAS HIRED TO DO THIS PROJECT. FOR THE FOURTH QUARTER, 90% OF THE PLANNING WAS COMPLETED. FOR FISCAL YEAR 2019-20, A CONSULTANT WAS HIRED. FOR THE FIRST QUARTER, PROJECT MANAGER WAITING FOR PURCHASING TO ORDER RESTROOM.	
2020	FOR THE FIRST QUARTER, NO SERVICES WERE RENDERED. FOR THE SECOND QUARTER, 35 % OF WALLACE GROUP SCOPE OF SERVICES WAS COMPLETED. FOR THE THIRD QUARTER, PLAN, SPECIFICATIONS, AND ESTIMATE WAS DONE FOR BIDDING PURPOSES. FOR THE FOURTH QUARTER, PLAY EQUIPMENT WAS PURCHASED.	
2021	FOR THE FIRST QUARTER, NO WORK WAS DONE. DESIGN WORK IS STILL IN PROGRESS. FOR THE SECOND QUARTER, NO SERVICES WERE RENDERED. FOR THE THIRD QUARTER, MATERIAL IS ON HAND AND PROJECT IS OUT TO BID. FOR THE FOURTH QUARTER, BIDS ARE DUE AUGUST 2022.	



U.S. Department of Housing and Urban Development  
 Office of Community Planning and Development  
 Integrated Disbursement and Information System  
 CDBG Activity Summary Report (GPR) for Program Year 2023  
 OXNARD

Date: 26-Sep-2024  
 Time: 19:40  
 Page: 6

Years	Accomplishment Narrative	# Benefiting
2022	FOR THE FIRST QUARTER, CONSTRUCTION PRE-BID UNDERWAY AND PLAY EQUIPMENT WAS PURCHASED. FOR THE SECOND QUARTER, CONTINUED PRE-BID PHASE AND PROJECT DELAYED DUE TO NEPA PAPERWORK. FOR THE THIRD QUARTER, CONTINUED IN PRE-BID PHASE AND PROJECT DELAYED DUE TO NEPA PAPERWORK. FOR THE FOURTH QUARTER, CEST/NEPA IN FINAL REVIEW, PROJECT READY TO GO TO BID; AWAITING NEW LANGUAGE REVIEW FOR FINAL APPROVAL OF BID PACKAGE; ANTICIPATE FINAL BID PACKAGE BY JULY 2023.	
2023	IN FY 2023-24, QUARTER 1 THE PROJECT HAS NOT BEEN ADVERTISED. IN PROCESS OF PREPARING BID DCOUMENTS. PUBLIC WORKS STAFF WORKNG ON SUBMITTING PLANS FOR PERMIT. IN QUARTER 2, PERMIT IS IN PROCESS. IN QUARTER 3, PROJECT IS ON HOLD AND REQUESTED TO EXTEND THE CONTRACT TO 12/31/2024. IN QUARTER 4, THE BID PACKAGE BEING FINALIZED IN ORDER TO ADVERTISE THE PLAYGROUNDS INSTALLATION. ANTICIPATE TO BE COMPLETED IN FY 2024-25, PROJECT SCHEDULE, JULY-AUGUST 2024: BID SET; AUGUST - OCOTBER 2024: BID ADMINISTRATION; OCTOBER - DECEMBER 2024: CONSTRUCTION.	

DRAFT



U.S. Department of Housing and Urban Development  
 Office of Community Planning and Development  
 Integrated Disbursement and Information System  
 CDBG Activity Summary Report (GPR) for Program Year 2023  
 OXNARD

Date: 26-Sep-2024  
 Time: 19:40  
 Page: 7

**PGM Year:** 2019  
**Project:** 0004 - INFRASTRUCTURE AND PUBLIC FACILITIES  
**IDIS Activity:** 2309 - PLEASANT VALLEY PARK RESTROOM PROJECT  
**Status:** Open  
**Location:** 4501 Justin Way Oxnard, CA 93033  
**Objective:** Create suitable living environments  
**Outcome:** Availability/accessibility  
**Matrix Code:** Parks, Recreational Facilities (03F) **National Objective:** LMA

**Activity to prevent, prepare for, and respond to Coronavirus:** No

**Initial Funding Date:** 11/19/2019

**Description:**

Grant funding will be used to demolish existing restroom and reconstruct a new, safer, ADA compliant restroom. Pleasant Valley Park is located at Census Tract 4504, Block Group 2, 59.43 % LMI. Includes surrounding area census tract summary data calculated percentage at 73.78% LMI.

**Financing**

	Fund Type	Grant Year	Grant	Funded Amount	Drawn In Program Year	Drawn Thru Program Year
CDBG	EN	2019	B19MC060534	\$271,678.89	\$0.00	\$271,678.89
	PI			\$53,321.11	\$0.00	\$53,321.11
<b>Total</b>	<b>Total</b>			<b>\$325,000.00</b>	<b>\$0.00</b>	<b>\$325,000.00</b>

**Proposed Accomplishments**

Public Facilities : 7,160  
 Total Population in Service Area: 9,705  
 Census Tract Percent Low / Mod: 73.78

**Annual Accomplishments**

Years	Accomplishment Narrative	# Benefiting
2019	FOR THE FIRST AND SECOND QUARTERS, THIS PROJECT WAS IN ITS PLANNING STAGE. FOR THE THIRD QUARTER, THE PROJECT DESIGN WAS 35% COMPLETE. FOR THE FOURTH QUARTER, THE PLANS WERE THE RESTROOM ARE AT 90%. FOR FISCAL YEAR 2019-20; PLANNING AND DESIGN FOR THIS PROJECT TOOK PLACE. FOR THE FIRST QUARTER, PROJECT MANAGER IS WAITING FOR PURCHASING TO ORDER RESTROOMS.	
2020	FOR THE FIRST QUARTER, PROJECT MANAGER IS WAITING FOR PURCHASING TO ORDER RESTROOM. FOR THE SECOND QUARTER, 90% OF WALLACE GROUP SCOPE OF WORK COMPLETED. FOR THE THIRD QUARTER, A MODULAR RESTROOM WAS PURCHASED. FOR THE FOURTH QUARTER, PLAN SET WAS PREPARED TO BE PUT OUT TO FORMAL BID IN AUGUST 2021 WITH CONSTRUCTION TO BEGIN SEPTEMBER 2021.	
2021	FOR THE FIRST QUARTER, NO WORK WAS DONE. FOR THE SECOND QUARTER, NO WORK WAS DONE. FOR THE THIRD QUARTER, MATERIAL IS ON HAND AND THE PROJECT IS OUT TO BID. FOR THE FOURTH QUARTER, BIDS WERE RECEIVED; THE WORK HAS NOT YET STARTED ON THIS PROJECT; INSTALLATION TO BEGIN SEPTEMBER 2022. CONTRACTOR ON THIS PROJECT DID NOT NEED NEW EMPLOYEE TO CONDUCT ACTIVITY AND CONTRACTOR NOT A SECTION 3 BUSINESS.	

PR03 - OXNARD

Page: 7 of 70



U.S. Department of Housing and Urban Development  
 Office of Community Planning and Development  
 Integrated Disbursement and Information System  
 CDBG Activity Summary Report (GPR) for Program Year 2023  
 OXNARD

Date: 26-Sep-2024  
 Time: 19:40  
 Page: 8

Years	Accomplishment Narrative	# Benefiting
2022	FOR THE FIRST QUARTER, CONSTRUCTION BIDDING TOOK PLACE AND RESTROOM EQUIPMENT WAS PURCHASED. FOR THE SECOND QUARTER, CONSTRUCTION BID FINALIZED. FOR THIRD QUARTER, RESTROOM INSTALLED AND AWAITING FOR FINAL COMPONENT TO MAKE FINAL CONNECTION AND POWER THE RESTROOM.FOR FOURTH QUARTER, DUE TO SHORTAGE OF A COMPONENT IN THE PEDESTAL, THE PROJECT ANTICIPATES TO BE COMPLETED LATE AUGUST. THIS IS THE ONLY ITEM LEFT ON THE PROJECT.	
2023	IN FY 2023-24, RESTROOM COMPLETED AND CLOSE OUT IN PROCESS.	

DRAFT





U.S. Department of Housing and Urban Development  
 Office of Community Planning and Development  
 Integrated Disbursement and Information System  
 CDBG Activity Summary Report (GPR) for Program Year 2023  
 OXNARD

Date: 26-Sep-2024  
 Time: 19:40  
 Page: 9

**PGM Year:** 2019  
**Project:** 0008 - PUBLIC FACILITIES -FIRE PROTECTION EQUIPMENT  
**IDIS Activity:** 2312 - DB-19 FIRE STATION ALERTING SYSTEMS  
**Status:** Open  
**Location:** 360 W 2nd St Oxnard, CA 93030-5650  
**Objective:** Create suitable living environments  
**Outcome:** Availability/accessibility  
**Matrix Code:** Fire Station/Equipment (03O) **National Objective:** LMA

**Activity to prevent, prepare for, and respond to Coronavirus:** No

**Initial Funding Date:** 11/19/2019

**Description:**

Grant funding will be used to purchase life saving equipment for first responder alert systems in Oxnard Fire Stations.

**Financing**

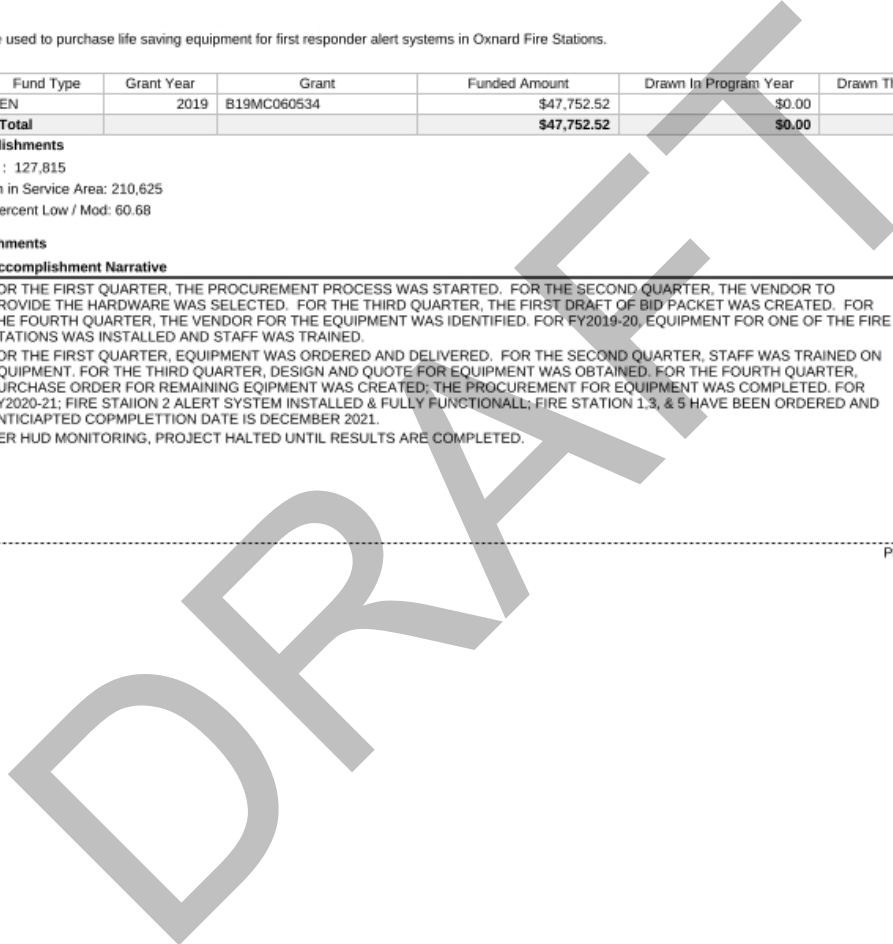
	Fund Type	Grant Year	Grant	Funded Amount	Drawn In Program Year	Drawn Thru Program Year
CDBG	EN	2019	B19MC060534	\$47,752.52	\$0.00	\$47,752.52
<b>Total</b>	<b>Total</b>			<b>\$47,752.52</b>	<b>\$0.00</b>	<b>\$47,752.52</b>

**Proposed Accomplishments**

Public Facilities : 127,815  
 Total Population in Service Area: 210,625  
 Census Tract Percent Low / Mod: 60.68

**Annual Accomplishments**

Years	Accomplishment Narrative	# Benefiting
2019	FOR THE FIRST QUARTER, THE PROCUREMENT PROCESS WAS STARTED. FOR THE SECOND QUARTER, THE VENDOR TO PROVIDE THE HARDWARE WAS SELECTED. FOR THE THIRD QUARTER, THE FIRST DRAFT OF BID PACKET WAS CREATED. FOR THE FOURTH QUARTER, THE VENDOR FOR THE EQUIPMENT WAS IDENTIFIED. FOR FY2019-20, EQUIPMENT FOR ONE OF THE FIRE STATIONS WAS INSTALLED AND STAFF WAS TRAINED.	
2020	FOR THE FIRST QUARTER, EQUIPMENT WAS ORDERED AND DELIVERED. FOR THE SECOND QUARTER, STAFF WAS TRAINED ON EQUIPMENT. FOR THE THIRD QUARTER, DESIGN AND QUOTE FOR EQUIPMENT WAS OBTAINED. FOR THE FOURTH QUARTER, PURCHASE ORDER FOR REMAINING EQUIPMENT WAS CREATED. THE PROCUREMENT FOR EQUIPMENT WAS COMPLETED. FOR FY2020-21, FIRE STATION 2 ALERT SYSTEM INSTALLED & FULLY FUNCTIONAL; FIRE STATION 1, 3, & 5 HAVE BEEN ORDERED AND ANTICIPATED COMPLETION DATE IS DECEMBER 2021.	
2021	PER HUD MONITORING, PROJECT HALTED UNTIL RESULTS ARE COMPLETED.	





U.S. Department of Housing and Urban Development  
 Office of Community Planning and Development  
 Integrated Disbursement and Information System  
 CDBG Activity Summary Report (GPR) for Program Year 2023  
 OXNARD

Date: 26-Sep-2024  
 Time: 19:40  
 Page: 10

**PGM Year:** 2020  
**Project:** 0026 - CV-COVID RESPONSE  
**IDIS Activity:** 2354 - CV-20 PARAMEDIC  
**Status:** Open  
**Location:** 300 E 3rd St Oxnard, CA 93030  
**Objective:** Provide decent affordable housing  
**Outcome:** Affordability  
**Matrix Code:** Health Services (05M)  
**National Objective:** LMA

**Activity to prevent, prepare for, and respond to Coronavirus:** Yes

**Initial Funding Date:** 04/06/2021

**Description:**

CV-PARAMEDIC ANTIBODY TESTING & PPE TO PREVENT THE SPREAD OF COVID-19.

**Financing**

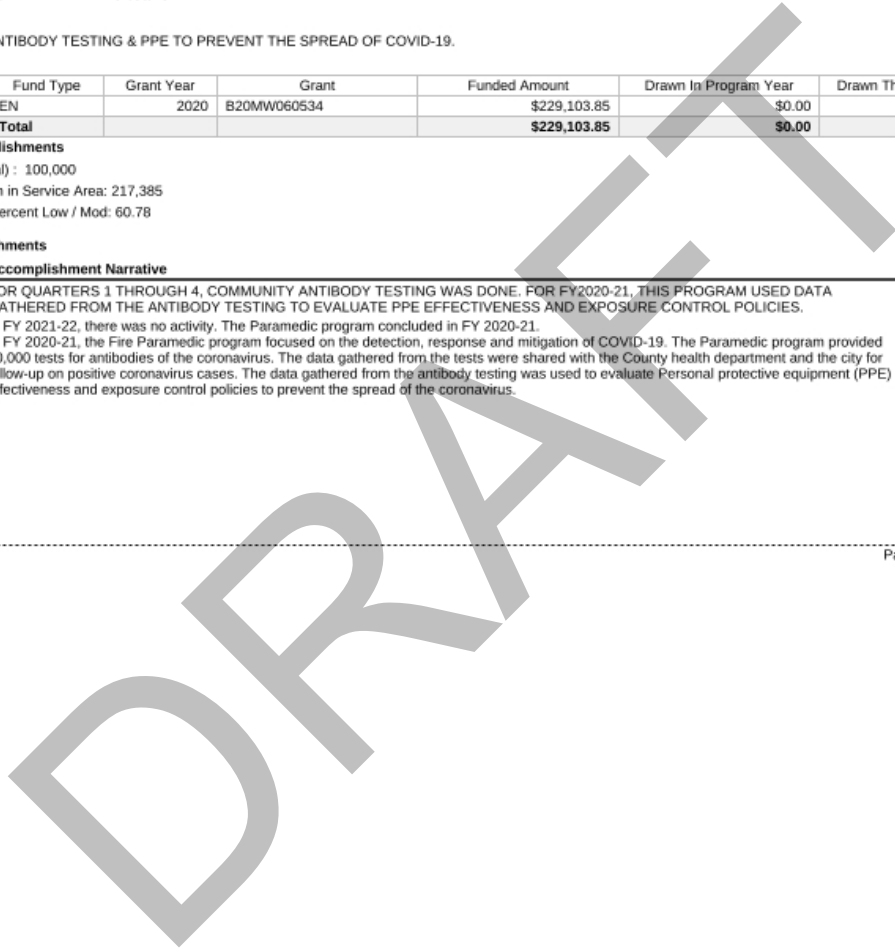
	Fund Type	Grant Year	Grant	Funded Amount	Drawn In Program Year	Drawn Thru Program Year
CDBG	EN	2020	B20MW060534	\$229,103.85	\$0.00	\$229,103.85
<b>Total</b>	<b>Total</b>			<b>\$229,103.85</b>	<b>\$0.00</b>	<b>\$229,103.85</b>

**Proposed Accomplishments**

People (General) : 100,000  
 Total Population in Service Area: 217,385  
 Census Tract Percent Low / Mod: 60.78

**Annual Accomplishments**

Years	Accomplishment Narrative	# Benefiting
2020	FOR QUARTERS 1 THROUGH 4, COMMUNITY ANTIBODY TESTING WAS DONE. FOR FY2020-21, THIS PROGRAM USED DATA GATHERED FROM THE ANTIBODY TESTING TO EVALUATE PPE EFFECTIVENESS AND EXPOSURE CONTROL POLICIES.	
2021	In FY 2021-22, there was no activity. The Paramedic program concluded in FY 2020-21. In FY 2020-21, the Fire Paramedic program focused on the detection, response and mitigation of COVID-19. The Paramedic program provided 20,000 tests for antibodies of the coronavirus. The data gathered from the tests were shared with the County health department and the city for follow-up on positive coronavirus cases. The data gathered from the antibody testing was used to evaluate Personal protective equipment (PPE) effectiveness and exposure control policies to prevent the spread of the coronavirus.	





U.S. Department of Housing and Urban Development  
 Office of Community Planning and Development  
 Integrated Disbursement and Information System  
 CDBG Activity Summary Report (GPR) for Program Year 2023  
 OXNARD

Date: 26-Sep-2024  
 Time: 19:40  
 Page: 11

**PGM Year:** 2020  
**Project:** 0014 - HOUSING SUPPORT AND STABILITY  
**IDIS Activity:** 2355 - B20 DB-HOUSING SERVICES

**Status:** Open  
**Location:** 435 S D St Oxnard, CA 93030-5918  
**Objective:** Create suitable living environments  
**Outcome:** Affordability  
**Matrix Code:** Housing Services - Excluding Housing Counseling, under 24 CFR 5.100 (14J)  
**National Objective:** LMH

**Activity to prevent, prepare for, and respond to Coronavirus:** No

**Initial Funding Date:** 04/07/2021

**Description:**

GRANT FUNDING WILL BE USED TO ASSIST ELIGIBLE OXNARD REHABILITATION AND FIRST-TIME HOMEBUYERS WITH LOANS, PAPERWORK AND MONITORING.

**Financing**

	Fund Type	Grant Year	Grant	Funded Amount	Drawn In Program Year	Drawn Thru Program Year
CDBG	EN	2019	B19MC060534	\$3,720.14	\$0.00	\$3,720.14
		2020	B20MC060534	\$118,518.53	\$0.00	\$118,518.53
<b>Total</b>	<b>Total</b>			<b>\$122,238.67</b>	<b>\$0.00</b>	<b>\$122,238.67</b>

**Proposed Accomplishments**

Housing Units : 15

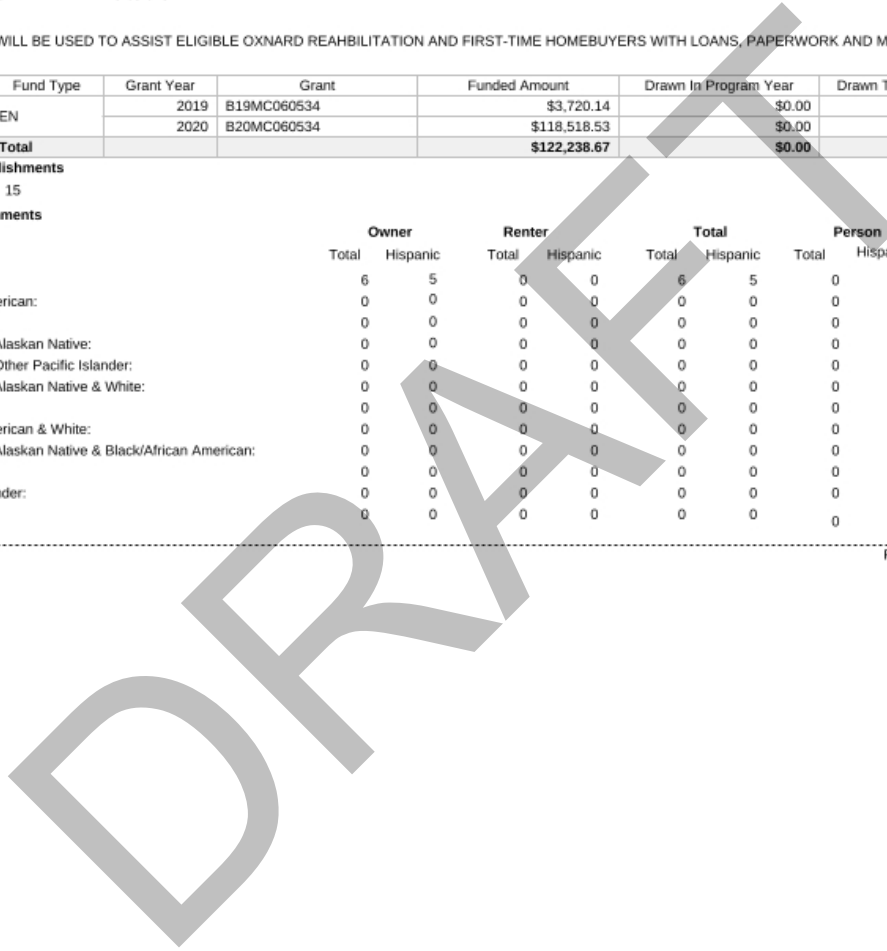
**Actual Accomplishments**

Number assisted:

	Owner		Renter		Total		Person	
	Total	Hispanic	Total	Hispanic	Total	Hispanic	Total	Hispanic
White:	6	5	0	0	6	5	0	0
Black/African American:	0	0	0	0	0	0	0	0
Asian:	0	0	0	0	0	0	0	0
American Indian/Alaskan Native:	0	0	0	0	0	0	0	0
Native Hawaiian/Other Pacific Islander:	0	0	0	0	0	0	0	0
American Indian/Alaskan Native & White:	0	0	0	0	0	0	0	0
Asian White:	0	0	0	0	0	0	0	0
Black/African American & White:	0	0	0	0	0	0	0	0
American Indian/Alaskan Native & Black/African American:	0	0	0	0	0	0	0	0
Other multi-racial:	0	0	0	0	0	0	0	0
Asian/Pacific Islander:	0	0	0	0	0	0	0	0
Hispanic:	0	0	0	0	0	0	0	0

PR03 - OXNARD

Page: 11 of 70





U.S. Department of Housing and Urban Development  
 Office of Community Planning and Development  
 Integrated Disbursement and Information System  
 CDBG Activity Summary Report (GPR) for Program Year 2023  
 OXNARD

Date: 26-Sep-2024  
 Time: 19:40  
 Page: 12

<b>Total:</b>									
Female-headed Households:									
<i>Income Category:</i>									
	<b>Owner</b>	<b>Renter</b>	<b>Total</b>	<b>Person</b>					
Extremely Low	0	0	0	0					
Low Mod	0	0	0	0					
Moderate	6	0	6	0					
Non Low Moderate	0	0	0	0					
Total	6	0	6	0					
Percent Low/Mod	100.0%		100.0%						

**Annual Accomplishments**

<b>Years</b>	<b>Accomplishment Narrative</b>	<b># Benefiting</b>
2020	FOR THE FIRST QUARTER, 2 HOME LOANS WERE ISSUED. FOR THE SECOND QUARTER, NO HOMES LOANS WERE ISSUED. FOR THE THIRD QUARTER, 2 HOME LOANS WERE ISSUED. FOR THE FOURTH QUARTER, 2 HOME LOANS WERE ISSUED.	

DRAFT



U.S. Department of Housing and Urban Development  
 Office of Community Planning and Development  
 Integrated Disbursement and Information System  
 CDBG Activity Summary Report (GPR) for Program Year 2023  
 OXNARD

Date: 26-Sep-2024  
 Time: 19:40  
 Page: 13

**PGM Year:** 2020  
**Project:** 0026 - CV-COVID RESPONSE  
**IDIS Activity:** 2357 - CV - RENTAL ASSISTANCE

**Status:** Open  
**Location:** 435 S D St Oxnard, CA 93030-5918  
**Objective:** Create suitable living environments  
**Outcome:** Availability/accessibility  
**Matrix Code:** Subsistence Payment (05Q)  
**National Objective:** URG

**Activity to prevent, prepare for, and respond to Coronavirus:** Yes

**Initial Funding Date:** 04/06/2021

**Description:**  
 The rental assistance program will assist Oxnard individuals and families impacted by coronavirus with rental assistance.

**Financing**

	Fund Type	Grant Year	Grant	Funded Amount	Drawn In Program Year	Drawn Thru Program Year
CDBG	EN	2020	B20MW060534	\$141,410.36	\$0.00	\$141,410.36
<b>Total</b>	<b>Total</b>			<b>\$141,410.36</b>	<b>\$0.00</b>	<b>\$141,410.36</b>

**Proposed Accomplishments**

People (General) : 90

**Annual Accomplishments**

Years	Accomplishment Narrative	# Benefiting
2019	FOR THE THIRD QUARTER AND FOURTH QUARTERS, 104 PEOPLE RECEIVED RENTAL ASSISTANCE.	
2020	FOR THE THIRD QUARTER AND FOURTH QUARTERS, 104 PEOPLE RECEIVED RENTAL ASSISTANCE.	
2021	In FY 2021-22, no direct financial assistance provided for the rental assistance program. The Rental Assistance program provided housing services administration to 904 Oxnard residents impacted by coronavirus who applied for specialty vouchers which were made available by other HUD resources. Under this approach, the agency worked in partnership with supportive service providers to house the homeless population in order to help prevent the spread of COVID-19 among those living in shelters or other close quarters. Long-term housing rental assistance is being provided via the voucher program. Lastly, individuals were assisted with the completion and submission of applications for the CA COVID-19 Rent Relief state program. In FY 2020-21, the Rental Assistance program assisted 104 people with direct rental services.	
2022	FOR THE FIRST QUARTER, 24 PEOPLE WERE ASSISTED.	



U.S. Department of Housing and Urban Development  
 Office of Community Planning and Development  
 Integrated Disbursement and Information System  
 CDBG Activity Summary Report (GPR) for Program Year 2023  
 OXNARD

Date: 26-Sep-2024  
 Time: 19:40  
 Page: 14

**PGM Year:** 2020  
**Project:** 0027 - CV-ADMINISTRATION  
**IDIS Activity:** 2358 - CV-RENTAL ASSISTANCE-PROG ADMIN

**Status:** Open  
**Location:** ,  
**Objective:**  
**Outcome:**  
**Matrix Code:** General Program Administration (21A) **National Objective:**

**Activity to prevent, prepare for, and respond to Coronavirus:** Yes

**Initial Funding Date:** 04/06/2021

**Description:**

FUNDING WILL BE USED FOR ADMINISTRATIVE COSTS ASSOCIATED WITH RENTAL ASSISTANCE PROGRAM THAT WILL ASSIST OXNARD INDIVIDUALS AND FAMILIES IMPACTED BY COVID-19.

**Financing**

	Fund Type	Grant Year	Grant	Funded Amount	Drawn In Program Year	Drawn Thru Program Year
CDBG	EN	2020	B20MW060534	\$124,894.98	\$0.00	\$124,894.98
<b>Total</b>	<b>Total</b>			<b>\$124,894.98</b>	<b>\$0.00</b>	<b>\$124,894.98</b>

**Proposed Accomplishments**

**Actual Accomplishments**

Number assisted:

	Owner		Renter		Total		Person	
	Total	Hispanic	Total	Hispanic	Total	Hispanic	Total	Hispanic
White:	0	0	0	0	0	0	0	0
Black/African American:	0	0	0	0	0	0	0	0
Asian:	0	0	0	0	0	0	0	0
American Indian/Alaskan Native:	0	0	0	0	0	0	0	0
Native Hawaiian/Other Pacific Islander:	0	0	0	0	0	0	0	0
American Indian/Alaskan Native & White:	0	0	0	0	0	0	0	0
Asian White:	0	0	0	0	0	0	0	0
Black/African American & White:	0	0	0	0	0	0	0	0
American Indian/Alaskan Native & Black/African American:	0	0	0	0	0	0	0	0
Other multi-racial:	0	0	0	0	0	0	0	0
Asian/Pacific Islander:	0	0	0	0	0	0	0	0
Hispanic:	0	0	0	0	0	0	0	0
<b>Total:</b>	<b>0</b>	<b>0</b>	<b>0</b>	<b>0</b>	<b>0</b>	<b>0</b>	<b>0</b>	<b>0</b>

PR03 - OXNARD

Page: 14 of 70



Female-headed Households: 0

Income Category:	Owner	Renter	Total	Person
Extremely Low			0	
Low Mod			0	
Moderate			0	
Non Low Moderate			0	
Total	0	0	0	0
Percent Low/Mod				

**Annual Accomplishments**

No data returned for this view. This might be because the applied filter excludes all data.

DRAFT



U.S. Department of Housing and Urban Development  
 Office of Community Planning and Development  
 Integrated Disbursement and Information System  
 CDBG Activity Summary Report (GPR) for Program Year 2023  
 OXNARD

Date: 26-Sep-2024  
 Time: 19:40  
 Page: 16

**PGM Year:** 2020  
**Project:** 0027 - CV-ADMINISTRATION  
**IDIS Activity:** 2359 - CV-CARES ACT ADMIN  
**Status:** Open  
**Location:** ,  
**Objective:**  
**Outcome:**  
**Matrix Code:** General Program Administration (21A) **National Objective:**

**Activity to prevent, prepare for, and respond to Coronavirus:** Yes

**Initial Funding Date:** 04/06/2021

**Description:**  
 PROGRAM ADMINISTRATION GL#285-5139

**Financing**

	Fund Type	Grant Year	Grant	Funded Amount	Drawn In Program Year	Drawn Thru Program Year
CDBG	EN	2020	B20MW060534	\$367,673.00	\$18,491.44	\$95,682.89
<b>Total</b>	<b>Total</b>			<b>\$367,673.00</b>	<b>\$18,491.44</b>	<b>\$95,682.89</b>

**Proposed Accomplishments**

**Actual Accomplishments**

Number assisted:

	Owner		Renter		Total		Person	
	Total	Hispanic	Total	Hispanic	Total	Hispanic	Total	Hispanic
White:					0	0		
Black/African American:					0	0		
Asian:					0	0		
American Indian/Alaskan Native:					0	0		
Native Hawaiian/Other Pacific Islander:					0	0		
American Indian/Alaskan Native & White:					0	0		
Asian White:					0	0		
Black/African American & White:					0	0		
American Indian/Alaskan Native & Black/African American:					0	0		
Other multi-racial:					0	0		
Asian/Pacific Islander:					0	0		
Hispanic:					0	0		
<b>Total:</b>	<b>0</b>	<b>0</b>	<b>0</b>	<b>0</b>	<b>0</b>	<b>0</b>	<b>0</b>	<b>0</b>
Female-headed Households:					0			

PR03 - OXNARD

Page: 16 of 70





U.S. Department of Housing and Urban Development  
Office of Community Planning and Development  
Integrated Disbursement and Information System  
CDBG Activity Summary Report (GPR) for Program Year 2023  
OXNARD

Date: 26-Sep-2024  
Time: 19:40  
Page: 17

Income Category:

	Owner	Renter	Total	Person
Extremely Low			0	
Low Mod			0	
Moderate			0	
Non Low Moderate			0	
Total	0	0	0	0
Percent Low/Mod				

**Annual Accomplishments**

No data returned for this view. This might be because the applied filter excludes all data.

DRAFT



U.S. Department of Housing and Urban Development  
 Office of Community Planning and Development  
 Integrated Disbursement and Information System  
 CDBG Activity Summary Report (GPR) for Program Year 2023  
 OXNARD

Date: 26-Sep-2024  
 Time: 19:40  
 Page: 18

**PGM Year:** 2020  
**Project:** 0026 - CV-COVID RESPONSE  
**IDIS Activity:** 2362 - CV-PAL HOMELESS EXPANSION-OPER COSTS  
**Status:** Open  
**Location:** 350 S K St Oxnard, CA 93030-5205  
**Objective:** Create suitable living environments  
**Outcome:** Availability/accessibility  
**Matrix Code:** Operating Costs of Homeless/AIDS Patients Programs (03T)  
**National Objective:** LMC

**Activity to prevent, prepare for, and respond to Coronavirus:** Yes

**Initial Funding Date:** 06/28/2021

**Description:**

PAL HOMELESS EXPANSION CENTERGL#285-5309-804.83-08The Oxnard PAL Gymnasium is currently being used as an extension of the homeless shelter to prevent the spread of COVID-19.

**Financing**

No data returned for this view. This might be because the applied filter excludes all data.

**Proposed Accomplishments**

People (General) : 100

**Actual Accomplishments**

Number assisted:

	Owner		Renter		Total		Person	
	Total	Hispanic	Total	Hispanic	Total	Hispanic	Total	Hispanic
White:	0	0	0	0	0	0	0	0
Black/African American:	0	0	0	0	0	0	0	0
Asian:	0	0	0	0	0	0	0	0
American Indian/Alaskan Native:	0	0	0	0	0	0	0	0
Native Hawaiian/Other Pacific Islander:	0	0	0	0	0	0	0	0
American Indian/Alaskan Native & White:	0	0	0	0	0	0	0	0
Asian White:	0	0	0	0	0	0	0	0
Black/African American & White:	0	0	0	0	0	0	0	0
American Indian/Alaskan Native & Black/African American:	0	0	0	0	0	0	0	0

PR03 - OXNARD

Page: 18 of 70



U.S. Department of Housing and Urban Development  
 Office of Community Planning and Development  
 Integrated Disbursement and Information System  
 CDBG Activity Summary Report (GPR) for Program Year 2023  
 OXNARD

Date: 26-Sep-2024  
 Time: 19:40  
 Page: 19

Other multi-racial:	0	0	0	0	0	0	0	0
Asian/Pacific Islander:	0	0	0	0	0	0	0	0
Hispanic:	0	0	0	0	0	0	0	0
<b>Total:</b>	<b>0</b>	<b>0</b>	<b>0</b>	<b>0</b>	<b>0</b>	<b>0</b>	<b>0</b>	<b>0</b>

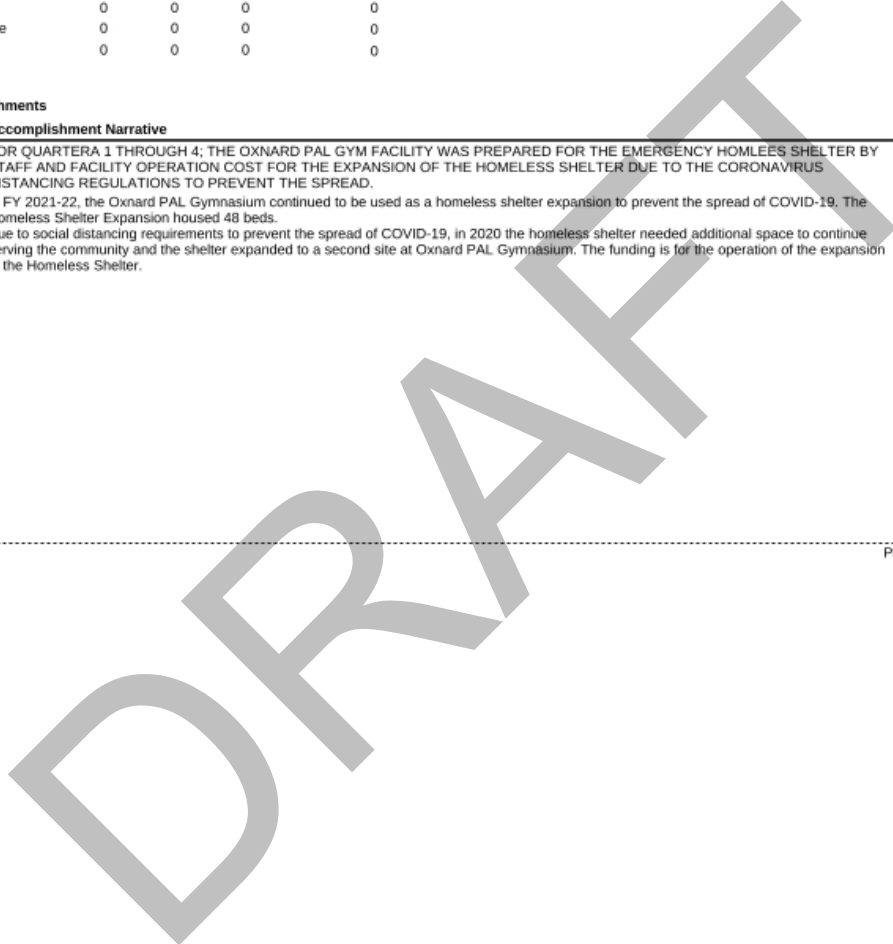
Female-headed Households: 0 0 0

Income Category:

	Owner	Renter	Total	Person
Extremely Low	0	0	0	0
Low Mod	0	0	0	0
Moderate	0	0	0	0
Non Low Moderate	0	0	0	0
Total	0	0	0	0
Percent Low/Mod				

Annual Accomplishments

Years	Accomplishment Narrative	# Benefiting
2020	FOR QUARTER 1 THROUGH 4; THE OXNARD PAL GYM FACILITY WAS PREPARED FOR THE EMERGENCY HOMELESS SHELTER BY STAFF AND FACILITY OPERATION COST FOR THE EXPANSION OF THE HOMELESS SHELTER DUE TO THE CORONAVIRUS DISTANCING REGULATIONS TO PREVENT THE SPREAD.	
2021	In FY 2021-22, the Oxnard PAL Gymnasium continued to be used as a homeless shelter expansion to prevent the spread of COVID-19. The Homeless Shelter Expansion housed 48 beds. Due to social distancing requirements to prevent the spread of COVID-19, in 2020 the homeless shelter needed additional space to continue serving the community and the shelter expanded to a second site at Oxnard PAL Gymnasium. The funding is for the operation of the expansion of the Homeless Shelter.	





U.S. Department of Housing and Urban Development  
 Office of Community Planning and Development  
 Integrated Disbursement and Information System  
 CDBG Activity Summary Report (GPR) for Program Year 2023  
 OXNARD

Date: 26-Sep-2024  
 Time: 19:40  
 Page: 20

**PGM Year:** 2020  
**Project:** 0026 - CV-COVID RESPONSE  
**IDIS Activity:** 2371 - CV-BUSINESS ASSISTANCE PROGRAM  
**Status:** Open  
**Location:** 4001 Mission Oaks Blvd Suite A-1 Camarillo, CA 93012-5121  
**Objective:** Create economic opportunities  
**Outcome:** Sustainability  
**Matrix Code:** ED Direct Financial Assistance to For-Profits (18A)  
**National Objective:** LMJ

**Activity to prevent, prepare for, and respond to Coronavirus:** Yes

**Initial Funding Date:** 08/11/2021

**Description:**

Economic Development Collaborative will provide economic development benefit to small businesses in Oxnard in response to economic disruption created by COVID-19.

**Financing**

	Fund Type	Grant Year	Grant	Funded Amount	Drawn In Program Year	Drawn Thru Program Year
CDBG	EN	2020	B20MW060534	\$300,000.00	\$0.00	\$81,026.88
<b>Total</b>	<b>Total</b>			<b>\$300,000.00</b>	<b>\$0.00</b>	<b>\$81,026.88</b>

**Proposed Accomplishments**

Jobs : 15

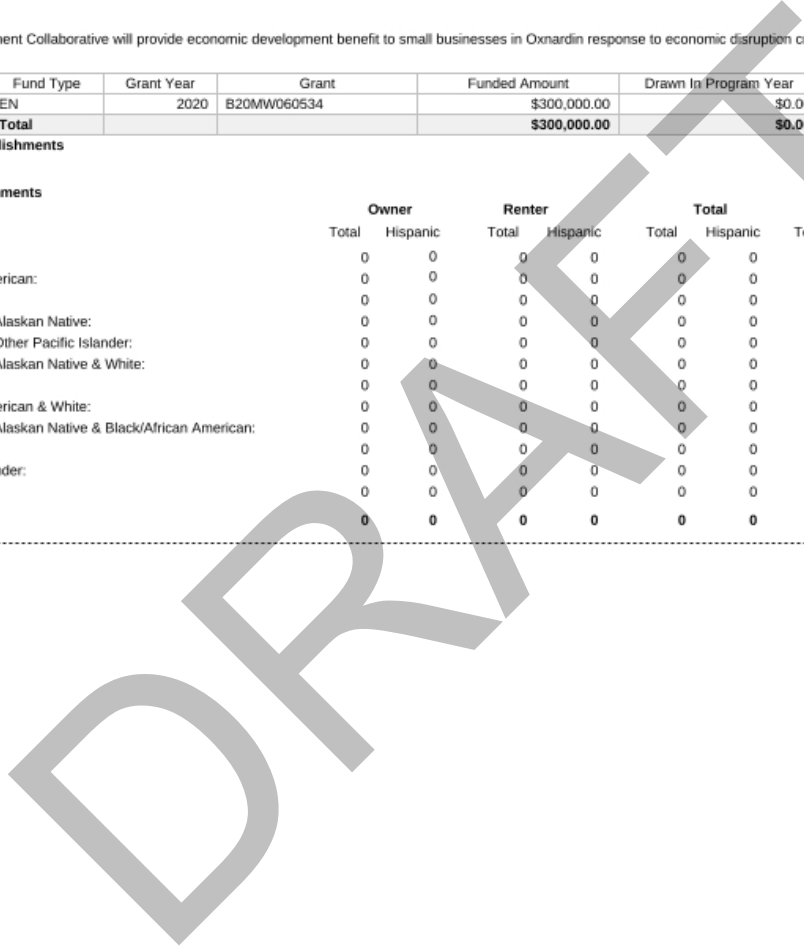
**Actual Accomplishments**

Number assisted:

	Owner		Renter		Total		Person	
	Total	Hispanic	Total	Hispanic	Total	Hispanic	Total	Hispanic
White:	0	0	0	0	0	0	0	0
Black/African American:	0	0	0	0	0	0	2	0
Asian:	0	0	0	0	0	0	0	0
American Indian/Alaskan Native:	0	0	0	0	0	0	0	0
Native Hawaiian/Other Pacific Islander:	0	0	0	0	0	0	0	0
American Indian/Alaskan Native & White:	0	0	0	0	0	0	0	0
Asian White:	0	0	0	0	0	0	0	0
Black/African American & White:	0	0	0	0	0	0	0	0
American Indian/Alaskan Native & Black/African American:	0	0	0	0	0	0	0	0
Other multi-racial:	0	0	0	0	0	0	0	0
Asian/Pacific Islander:	0	0	0	0	0	0	0	0
Hispanic:	0	0	0	0	0	0	0	0
<b>Total:</b>	<b>0</b>	<b>0</b>	<b>0</b>	<b>0</b>	<b>0</b>	<b>0</b>	<b>2</b>	<b>0</b>

PR03 - OXNARD

Page: 20 of 70





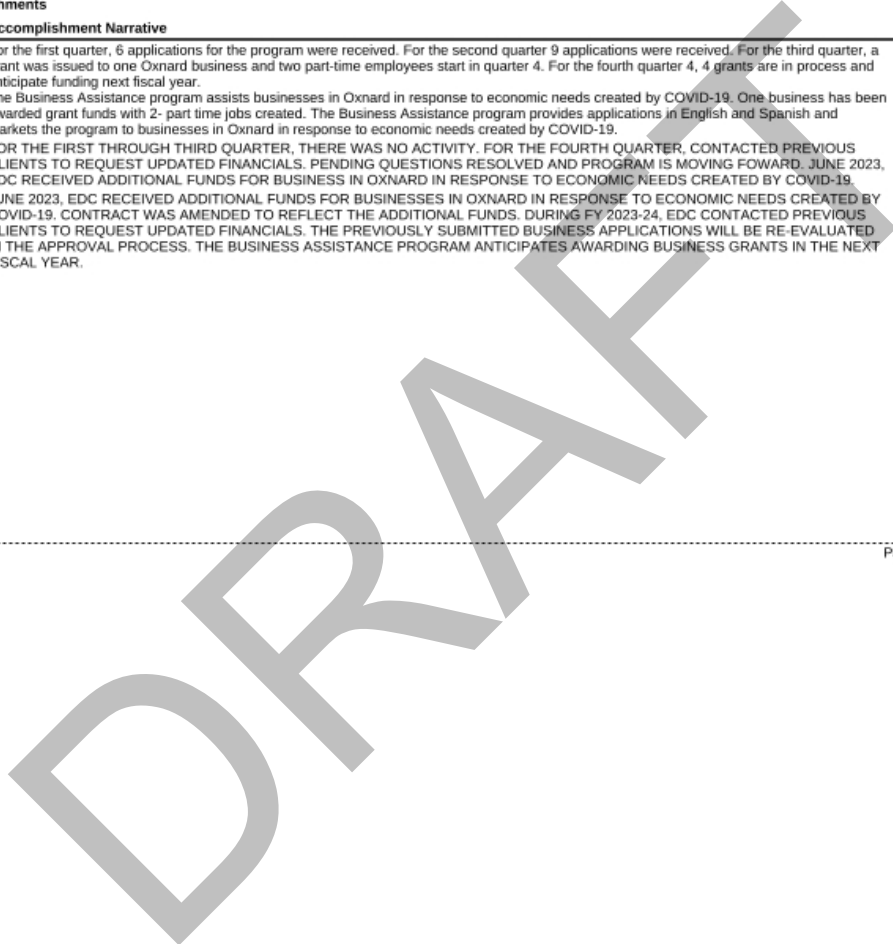
U.S. Department of Housing and Urban Development  
 Office of Community Planning and Development  
 Integrated Disbursement and Information System  
 CDBG Activity Summary Report (GPR) for Program Year 2023  
 OXNARD

Date: 26-Sep-2024  
 Time: 19:40  
 Page: 21

Female-headed Households:	0	0	0	0
<i>Income Category:</i>	<b>Owner</b>	<b>Renter</b>	<b>Total</b>	<b>Person</b>
Extremely Low	0	0	0	0
Low Mod	0	0	0	2
Moderate	0	0	0	0
Non Low Moderate	0	0	0	0
Total	0	0	0	2
Percent Low/Mod				100.0%

**Annual Accomplishments**

Years	Accomplishment Narrative	# Benefiting
2021	For the first quarter, 6 applications for the program were received. For the second quarter 9 applications were received. For the third quarter, a grant was issued to one Oxnard business and two part-time employees start in quarter 4. For the fourth quarter 4, 4 grants are in process and anticipate funding next fiscal year. The Business Assistance program assists businesses in Oxnard in response to economic needs created by COVID-19. One business has been awarded grant funds with 2- part time jobs created. The Business Assistance program provides applications in English and Spanish and markets the program to businesses in Oxnard in response to economic needs created by COVID-19.	
2022	FOR THE FIRST THROUGH THIRD QUARTER, THERE WAS NO ACTIVITY. FOR THE FOURTH QUARTER, CONTACTED PREVIOUS CLIENTS TO REQUEST UPDATED FINANCIALS. PENDING QUESTIONS RESOLVED AND PROGRAM IS MOVING FOWARD. JUNE 2023, EDC RECEIVED ADDITIONAL FUNDS FOR BUSINESS IN OXNARD IN RESPONSE TO ECONOMIC NEEDS CREATED BY COVID-19.	
2023	JUNE 2023, EDC RECEIVED ADDITIONAL FUNDS FOR BUSINESSES IN OXNARD IN RESPONSE TO ECONOMIC NEEDS CREATED BY COVID-19. CONTRACT WAS AMENDED TO REFLECT THE ADDITIONAL FUNDS. DURING FY 2023-24, EDC CONTACTED PREVIOUS CLIENTS TO REQUEST UPDATED FINANCIALS. THE PREVIOUSLY SUBMITTED BUSINESS APPLICATIONS WILL BE RE-EVALUATED IN THE APPROVAL PROCESS. THE BUSINESS ASSISTANCE PROGRAM ANTICIPATES AWARDDING BUSINESS GRANTS IN THE NEXT FISCAL YEAR.	





U.S. Department of Housing and Urban Development  
 Office of Community Planning and Development  
 Integrated Disbursement and Information System  
 CDBG Activity Summary Report (GPR) for Program Year 2023  
 OXNARD

Date: 26-Sep-2024  
 Time: 19:40  
 Page: 22

**PGM Year:** 2019  
**Project:** 0004 - INFRASTRUCTURE AND PUBLIC FACILITIES  
**IDIS Activity:** 2373 - 19 DB-1450 ROSE HOMELESS SHELTER REHAB  
**Status:** Open  
**Location:** 1450 S Rose Ave Oxnard, CA 93033-2407  
**Objective:** Create suitable living environments  
**Outcome:** Availability/accessibility  
**Matrix Code:** Homeless Facilities (not operating costs) (03C)  
**National Objective:** LMC

**Activity to prevent, prepare for, and respond to Coronavirus:** No

**Initial Funding Date:** 09/22/2021

**Description:**  
 1450 South Rose Ave

**Financing**

	Fund Type	Grant Year	Grant	Funded Amount	Drawn In Program Year	Drawn Thru Program Year
CDBG	EN	2017	B17MC060534	\$8,204.94	\$0.00	\$8,204.94
		2018	B18MC060534	\$31,585.57	\$13,984.19	\$31,585.57
		2022	B22MC060534	\$56,884.49	\$0.00	\$0.00
<b>Total</b>	<b>Total</b>			<b>\$96,675.00</b>	<b>\$13,984.19</b>	<b>\$39,790.51</b>

**Proposed Accomplishments**

**Actual Accomplishments**

Number assisted:

	Owner		Renter		Total		Person	
	Total	Hispanic	Total	Hispanic	Total	Hispanic	Total	Hispanic
White:	0	0	0	0	0	0	0	0
Black/African American:	0	0	0	0	0	0	0	0
Asian:	0	0	0	0	0	0	0	0
American Indian/Alaskan Native:	0	0	0	0	0	0	0	0
Native Hawaiian/Other Pacific Islander:	0	0	0	0	0	0	0	0
American Indian/Alaskan Native & White:	0	0	0	0	0	0	0	0
Asian White:	0	0	0	0	0	0	0	0
Black/African American & White:	0	0	0	0	0	0	0	0
American Indian/Alaskan Native & Black/African American:	0	0	0	0	0	0	0	0
Other multi-racial:	0	0	0	0	0	0	0	0
Asian/Pacific Islander:	0	0	0	0	0	0	0	0
Hispanic:	0	0	0	0	0	0	0	0

PR03 - OXNARD

Page: 22 of 70





U.S. Department of Housing and Urban Development  
 Office of Community Planning and Development  
 Integrated Disbursement and Information System  
 CDBG Activity Summary Report (GPR) for Program Year 2023  
 OXNARD

Date: 26-Sep-2024  
 Time: 19:40  
 Page: 24

**PGM Year:** 2020  
**Project:** 0026 - CV-COVID RESPONSE  
**IDIS Activity:** 2375 - CV-20 HOMELESS ENCAMPMENT RESPONSE  
**Status:** Open  
**Location:** 435 S D St Oxnard, CA 93030-5918  
**Objective:** Create suitable living environments  
**Outcome:** Availability/accessibility  
**Matrix Code:** Health Services (05M)  
**National Objective:** LMC

**Activity to prevent, prepare for, and respond to Coronavirus:** Yes

**Initial Funding Date:** 10/02/2021

**Description:**

Grant funding will provide outreach services to individuals who are living unsheltered in the City of Oxnard, including initial focus on a large encampment that is not fit for human habitation.

**Financing**

	Fund Type	Grant Year	Grant	Funded Amount	Drawn In Program Year	Drawn Thru Program Year
CDBG	EN	2020	B20MW060534	\$352,436.68	\$0.00	\$210,796.56
<b>Total</b>	<b>Total</b>			<b>\$352,436.68</b>	<b>\$0.00</b>	<b>\$210,796.56</b>

**Proposed Accomplishments**

People (General) : 100

**Actual Accomplishments**

Number assisted:

	Owner		Renter		Total		Person	
	Total	Hispanic	Total	Hispanic	Total	Hispanic	Total	Hispanic
White:	0	0	0	0	0	0	192	132
Black/African American:	0	0	0	0	0	0	11	0
Asian:	0	0	0	0	0	0	1	0
American Indian/Alaskan Native:	0	0	0	0	0	0	6	0
Native Hawaiian/Other Pacific Islander:	0	0	0	0	0	0	2	0
American Indian/Alaskan Native & White:	0	0	0	0	0	0	0	0
Asian White:	0	0	0	0	0	0	0	0
Black/African American & White:	0	0	0	0	0	0	0	0
American Indian/Alaskan Native & Black/African American:	0	0	0	0	0	0	0	0
Other multi-racial:	0	0	0	0	0	0	25	20
Asian/Pacific Islander:	0	0	0	0	0	0	0	0
Hispanic:	0	0	0	0	0	0	0	0

PR03 - OXNARD

Page: 24 of 70





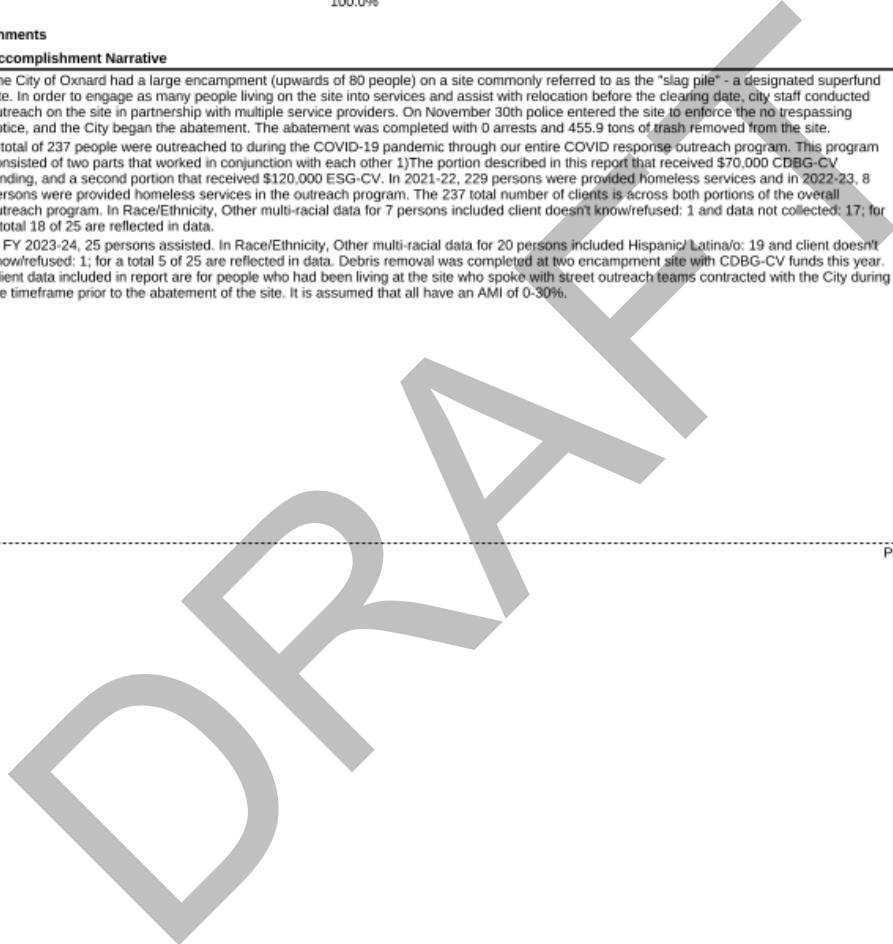
U.S. Department of Housing and Urban Development  
 Office of Community Planning and Development  
 Integrated Disbursement and Information System  
 CDBG Activity Summary Report (GPR) for Program Year 2023  
 OXNARD

Date: 26-Sep-2024  
 Time: 19:40  
 Page: 25

<b>Total:</b>									<b>237</b>	<b>152</b>
Female-headed Households:									0	0
<b>Income Category:</b>	<b>Owner</b>	<b>Renter</b>	<b>Total</b>	<b>Person</b>						
Extremely Low	0	0	0	237						
Low Mod	0	0	0	0						
Moderate	0	0	0	0						
Non Low Moderate	0	0	0	0						
Total	0	0	0	237						
Percent Low/Mod				100.0%						

**Annual Accomplishments**

<b>Years</b>	<b>Accomplishment Narrative</b>	<b># Benefiting</b>
2021	The City of Oxnard had a large encampment (upwards of 80 people) on a site commonly referred to as the "slag pile" - a designated superfund site. In order to engage as many people living on the site into services and assist with relocation before the clearing date, city staff conducted outreach on the site in partnership with multiple service providers. On November 30th police entered the site to enforce the no trespassing notice, and the City began the abatement. The abatement was completed with 0 arrests and 455.9 tons of trash removed from the site.	
2022	A total of 237 people were outreached to during the COVID-19 pandemic through our entire COVID response outreach program. This program consisted of two parts that worked in conjunction with each other 1)The portion described in this report that received \$70,000 CDBG-CV funding, and a second portion that received \$120,000 ESG-CV. In 2021-22, 229 persons were provided homeless services and in 2022-23, 8 persons were provided homeless services in the outreach program. The 237 total number of clients is across both portions of the overall outreach program. In Race/Ethnicity, Other multi-racial data for 7 persons included client doesn't know/refused: 1 and data not collected: 17; for a total 18 of 25 are reflected in data.	
2023	In FY 2023-24, 25 persons assisted. In Race/Ethnicity, Other multi-racial data for 20 persons included Hispanic/Latina/o: 19 and client doesn't know/refused: 1; for a total 5 of 25 are reflected in data. Debris removal was completed at two encampment site with CDBG-CV funds this year. Client data included in report are for people who had been living at the site who spoke with street outreach teams contracted with the City during the timeframe prior to the abatement of the site. It is assumed that all have an AMI of 0-30%.	





U.S. Department of Housing and Urban Development  
 Office of Community Planning and Development  
 Integrated Disbursement and Information System  
 CDBG Activity Summary Report (GPR) for Program Year 2023  
 OXNARD

Date: 26-Sep-2024  
 Time: 19:40  
 Page: 26

**PGM Year:** 2022  
**Project:** 0006 - OTHER PUBLIC SERVICES  
**IDIS Activity:** 2404 - B22 PS- RAIN BRIDGES TO HOME- COUNTY OF VENTURA HSA  
**Status:** Completed 9/28/2023 12:00:00 AM  
**Location:** 1732 S Lewis Rd Camarillo, CA 93012-8520  
**Objective:** Create suitable living environments  
**Outcome:** Availability/accessibility  
**Matrix Code:** Operating Costs of Homeless/AIDS Patients Programs (03T)  
**National Objective:** LMC

**Activity to prevent, prepare for, and respond to Coronavirus:** No

**Initial Funding Date:** 08/23/2023

**Description:**

CDBG FUNDING WILL FUND RAIN PROGRAM- IS A COUNTYWIDE TRANSITIONAL LIVING CENTER FOR HOMELESS PERSONS WHO IDENTIFY THEIR RESIDENCE AS OXNARD. THE ENTIRE CITY OF OXNARD IS 60.23% LMI.

**Financing**

	Fund Type	Grant Year	Grant	Funded Amount	Drawn In Program Year	Drawn Thru Program Year
CDBG	EN	2022	B22MC060534	\$9,425.00	\$0.00	\$9,425.00
<b>Total</b>	<b>Total</b>			<b>\$9,425.00</b>	<b>\$0.00</b>	<b>\$9,425.00</b>

**Proposed Accomplishments**

People (General) : 15

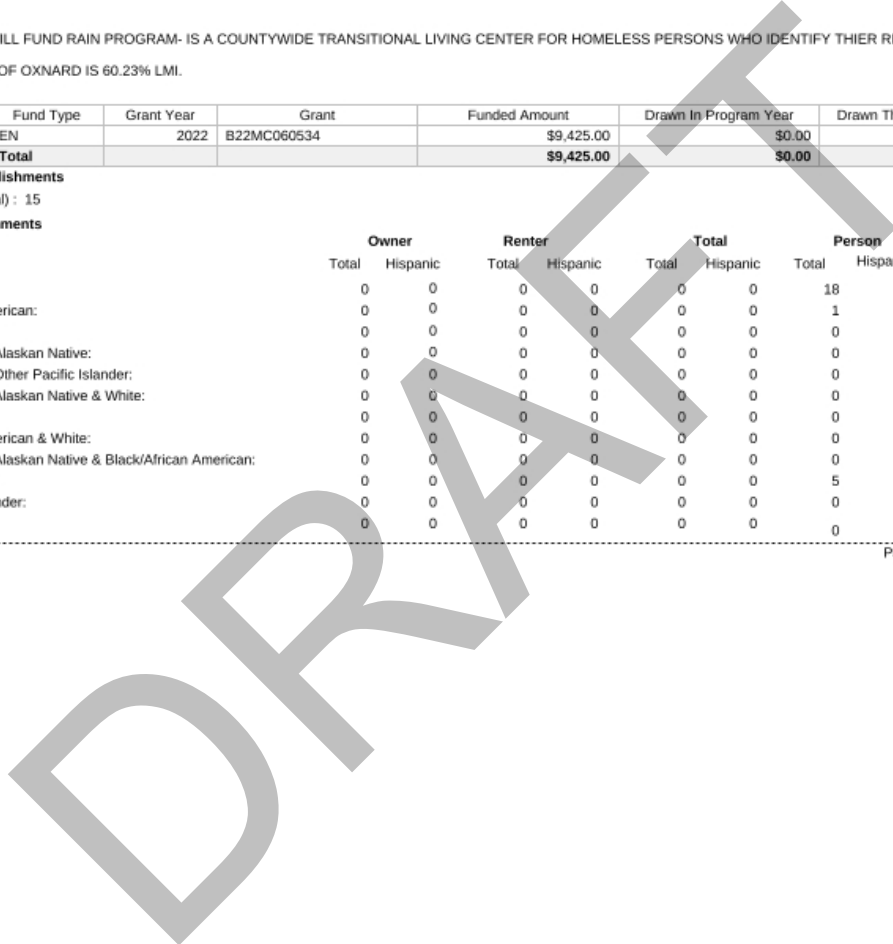
**Actual Accomplishments**

Number assisted:

	Owner		Renter		Total		Person	
	Total	Hispanic	Total	Hispanic	Total	Hispanic	Total	Hispanic
White:	0	0	0	0	0	0	18	15
Black/African American:	0	0	0	0	0	0	1	0
Asian:	0	0	0	0	0	0	0	0
American Indian/Alaskan Native:	0	0	0	0	0	0	0	0
Native Hawaiian/Other Pacific Islander:	0	0	0	0	0	0	0	0
American Indian/Alaskan Native & White:	0	0	0	0	0	0	0	0
Asian White:	0	0	0	0	0	0	0	0
Black/African American & White:	0	0	0	0	0	0	0	0
American Indian/Alaskan Native & Black/African American:	0	0	0	0	0	0	0	0
Other multi-racial:	0	0	0	0	0	0	5	0
Asian/Pacific Islander:	0	0	0	0	0	0	0	0
Hispanic:	0	0	0	0	0	0	0	0

PR03 - OXNARD

Page: 26 of 70





U.S. Department of Housing and Urban Development  
 Office of Community Planning and Development  
 Integrated Disbursement and Information System  
 CDBG Activity Summary Report (GPR) for Program Year 2023  
 OXNARD

Date: 26-Sep-2024  
 Time: 19:40  
 Page: 27

<b>Total:</b>									<b>24</b>	<b>15</b>
Female-headed Households:									0	0
<i>Income Category:</i>	<b>Owner</b>	<b>Renter</b>	<b>Total</b>		<b>Person</b>					
Extremely Low	0	0	0		6					
Low Mod	0	0	0		17					
Moderate	0	0	0		1					
Non Low Moderate	0	0	0		0					
Total	0	0	0		24					
Percent Low/Mod					100.0%					

**Annual Accomplishments**

<b>Years</b>	<b>Accomplishment Narrative</b>	<b># Benefiting</b>
2022	FOR THE FIRST QUARTER, SERVICES WERE PROVIDED TO 4 PEOPLE. FOR THE SECOND QUARTER, SERVICES WERE PROVIDED TO 12 PEOPLE. FOR THE THIRD QUARTER, SERVICES WERE PROVIDED TO 3 PEOPLE. FOR THE FOURTH QUARTER, SERVICES WERE PROVIDED TO 5 PEOPLE. TOTAL OF 24 PEOPLE SERVED IN FY 2022-23.	

DRAFT



U.S. Department of Housing and Urban Development  
 Office of Community Planning and Development  
 Integrated Disbursement and Information System  
 CDBG Activity Summary Report (GPR) for Program Year 2023  
 OXNARD

Date: 26-Sep-2024  
 Time: 19:40  
 Page: 28

**PGM Year:** 2022  
**Project:** 0007 - YOUTH ACTIVITIES AND SERVICES  
**IDIS Activity:** 2405 - B22 PS-COLONIA MEMORIAL PARK VETERANS GYM  
**Status:** Open  
**Location:** 195 N Marquita St Oxnard, CA 93030-3726  
**Objective:** Create suitable living environments  
**Outcome:** Availability/accessibility  
**Matrix Code:** Youth Services (05D)  
**National Objective:** LMC

**Activity to prevent, prepare for, and respond to Coronavirus:** No

**Initial Funding Date:** 04/27/2023

**Description:**

COLONIA GYM SERVES YOUTH IN PRIMARILY LOW/MODERATE INCOME NEIGHBORHOODS. PROVIDES RECREATIONAL ACTIVITIES AND ORGANIZED SPORTS FOR YOUTH BY PROVIDING ENRICHING AND SAFE ENVIRONMENT FOR POSITIVE CHANGE. COLONIA MEMORIAL PARK GYM IS LOCATED IN CENSUS TRACT 9100, BLOCK GROUP 4, 94.95% LMI.

**Financing**

	Fund Type	Grant Year	Grant	Funded Amount	Drawn In Program Year	Drawn Thru Program Year
CDBG	EN	2017	B17MC060534	\$4,607.68	\$0.00	\$4,607.68
		2018	B18MC060534	\$54,783.92	\$0.00	\$54,783.92
<b>Total</b>	<b>Total</b>			<b>\$59,391.60</b>	<b>\$0.00</b>	<b>\$59,391.60</b>

**Proposed Accomplishments**

People (General) : 400

**Actual Accomplishments**

Number assisted:

	Owner		Renter		Total		Person	
	Total	Hispanic	Total	Hispanic	Total	Hispanic	Total	Hispanic
White:	0	0	0	0	0	0	54	51
Black/African American:	0	0	0	0	0	0	8	3
Asian:	0	0	0	0	0	0	10	1
American Indian/Alaskan Native:	0	0	0	0	0	0	0	0
Native Hawaiian/Other Pacific Islander:	0	0	0	0	0	0	0	0
American Indian/Alaskan Native & White:	0	0	0	0	0	0	0	0
Asian White:	0	0	0	0	0	0	2	0
Black/African American & White:	0	0	0	0	0	0	1	0
American Indian/Alaskan Native & Black/African American:	0	0	0	0	0	0	0	0
Other multi-racial:	0	0	0	0	0	0	7	6
Asian/Pacific Islander:	0	0	0	0	0	0	0	0

PR03 - OXNARD

Page: 28 of 70



U.S. Department of Housing and Urban Development  
 Office of Community Planning and Development  
 Integrated Disbursement and Information System  
 CDBG Activity Summary Report (GPR) for Program Year 2023  
 OXNARD

Date: 26-Sep-2024  
 Time: 19:40  
 Page: 29

Hispanic:	0	0	0	0	0	0	0	0
<b>Total:</b>	<b>0</b>	<b>0</b>	<b>0</b>	<b>0</b>	<b>0</b>	<b>0</b>	<b>82</b>	<b>61</b>
Female-headed Households:	0	0	0	0	0	0	0	0
<i>Income Category:</i>								
	<b>Owner</b>	<b>Renter</b>	<b>Total</b>	<b>Person</b>				
Extremely Low	0	0	0	22				
Low Mod	0	0	0	44				
Moderate	0	0	0	9				
Non Low Moderate	0	0	0	7				
Total	0	0	0	82				
Percent Low/Mod				91.5%				

**Annual Accomplishments**

<b>Years</b>	<b>Accomplishment Narrative</b>	<b># Benefiting</b>
2022	FOR THE FIRST QUARTER, SERVICES WERE PROVIDED TO 50 YOUTH. FOR THE SECOND QUARTER, SERVICES WERE PROVIDED TO 12 YOUTH. FOR THE THIRD QUARTER, SERVICES WERE PROVIDED TO 6 YOUTH. FOR THE FOURTH QUARTER, SERVICES WERE PROVIDED TO 14 PEOPLE. YOUTH SERVICES WERE PROVIDED TO A TOTAL OF 82 YOUTH IN FY 2022-23. UNABLE TO MEET GOAL DUE TO A SIGNIFICANT NUMBER OF FAMILIES EXPRESSED LINGERING CONCERNS ABOUT THE INDOOR ACTIVITIES REGARDING THEIR HEALTH AND COVID-19.	

DRAFT



U.S. Department of Housing and Urban Development  
 Office of Community Planning and Development  
 Integrated Disbursement and Information System  
 CDBG Activity Summary Report (GPR) for Program Year 2023  
 OXNARD

Date: 26-Sep-2024  
 Time: 19:40  
 Page: 30

**PGM Year:** 2022  
**Project:** 0007 - YOUTH ACTIVITIES AND SERVICES  
**IDIS Activity:** 2406 - B22 PS-SOUTHWINDS YOUTH CENTER  
**Status:** Completed 9/28/2023 12:00:00 AM  
**Location:** 300 W Clara St Oxnard, CA 93033-1430  
**Objective:** Create suitable living environments  
**Outcome:** Availability/accessibility  
**Matrix Code:** Youth Services (05D)  
**National Objective:** LMC

**Activity to prevent, prepare for, and respond to Coronavirus:** No

**Initial Funding Date:** 04/27/2023

**Description:**

GRANT FUDNING WILL PROVIDE ACTIVITIES THROUGH EDUCATION, RECREATION, SPORTS AND ENRICHMENT PROGRAMS FOR YOUTH. SOUTHWINDS YOUTH CENTER IS LOCATED IN CENSUS TRACT 4506, BLOCK GROUP 2, 100% LMI.

**Financing**

	Fund Type	Grant Year	Grant	Funded Amount	Drawn In Program Year	Drawn Thru Program Year
CDBG	EN	2018	B18MC060534	\$40,226.23	\$0.00	\$40,226.23
<b>Total</b>	<b>Total</b>			<b>\$40,226.23</b>	<b>\$0.00</b>	<b>\$40,226.23</b>

**Proposed Accomplishments**

People (General) : 400

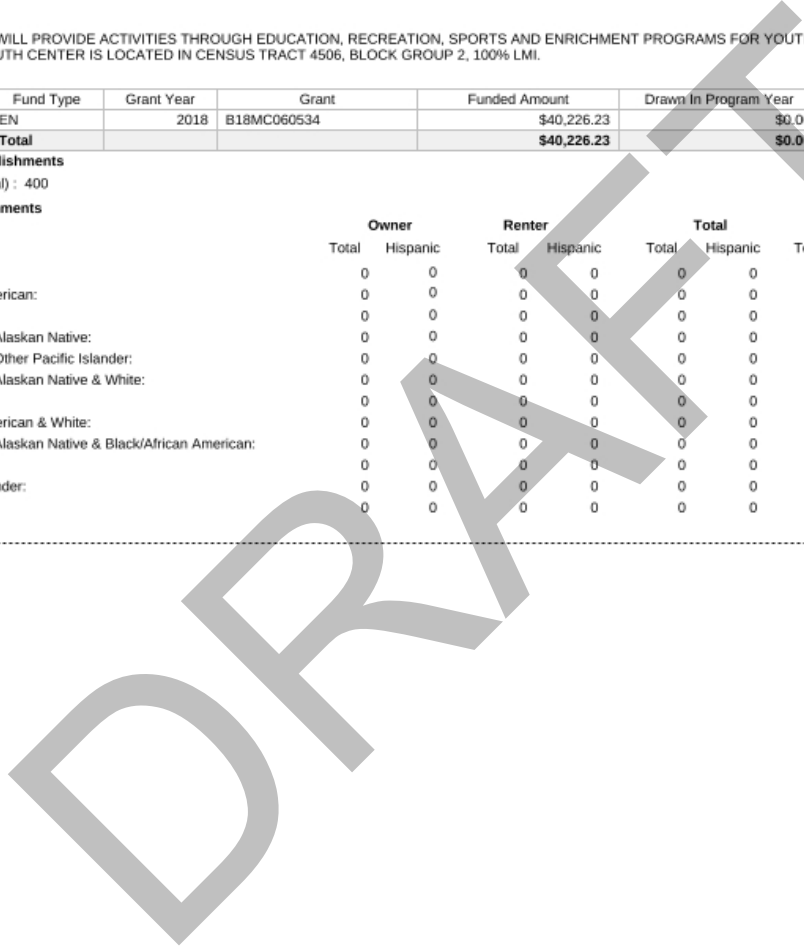
**Actual Accomplishments**

Number assisted:

	Owner		Renter		Total		Person	
	Total	Hispanic	Total	Hispanic	Total	Hispanic	Total	Hispanic
White:	0	0	0	0	0	0	376	372
Black/African American:	0	0	0	0	0	0	8	0
Asian:	0	0	0	0	0	0	0	0
American Indian/Alaskan Native:	0	0	0	0	0	0	0	0
Native Hawaiian/Other Pacific Islander:	0	0	0	0	0	0	0	0
American Indian/Alaskan Native & White:	0	0	0	0	0	0	0	0
Asian White:	0	0	0	0	0	0	8	0
Black/African American & White:	0	0	0	0	0	0	0	0
American Indian/Alaskan Native & Black/African American:	0	0	0	0	0	0	0	0
Other multi-racial:	0	0	0	0	0	0	0	0
Asian/Pacific Islander:	0	0	0	0	0	0	0	0
Hispanic:	0	0	0	0	0	0	0	0

PR03 - OXNARD

Page: 30 of 70





U.S. Department of Housing and Urban Development  
 Office of Community Planning and Development  
 Integrated Disbursement and Information System  
 CDBG Activity Summary Report (GPR) for Program Year 2023  
 OXNARD

Date: 26-Sep-2024  
 Time: 19:40  
 Page: 31

<b>Total:</b>										<b>392</b>	<b>372</b>
Female-headed Households:										0	0
<i>Income Category:</i>	<b>Owner</b>	<b>Renter</b>	<b>Total</b>		<b>Person</b>						
Extremely Low	0	0	0		346						
Low Mod	0	0	0		38						
Moderate	0	0	0		8						
Non Low Moderate	0	0	0		0						
Total	0	0	0		392						
Percent Low/Mod					100.0%						

**Annual Accomplishments**

<b>Years</b>	<b>Accomplishment Narrative</b>	<b># Benefiting</b>
2022	FOR THE FIRST QUARTER, SERVICES WERE PROVIDED TO 67 YOUTH. FOR THE SECOND QUARTER, SERVICES PROVIDED TO 79 YOUTH. FOR THE THRID QUARTER, SERVICES WERE PROVIDED TO 104 YOUTH. FOR THE FOURTH QUARTER, SERVICES WERE PROVIDED TO 142 YOUTH. FOR 2022-23, SERVICES WERE PROVIDED TO 392 YOUTH.	

DRAFT



U.S. Department of Housing and Urban Development  
 Office of Community Planning and Development  
 Integrated Disbursement and Information System  
 CDBG Activity Summary Report (GPR) for Program Year 2023  
 OXNARD

Date: 26-Sep-2024  
 Time: 19:40  
 Page: 32

**PGM Year:** 2022  
**Project:** 0007 - YOUTH ACTIVITIES AND SERVICES  
**IDIS Activity:** 2407 - B22 PS-POLICE ACTIVITIES LEAGUE  
**Status:** Completed 9/28/2023 2:25:13 PM  
**Location:** 350 S K St Oxnard, CA 93030-5205  
**Objective:** Create suitable living environments  
**Outcome:** Availability/accessibility  
**Matrix Code:** Youth Services (05D)  
**National Objective:** LMC

**Activity to prevent, prepare for, and respond to Coronavirus:** No

**Initial Funding Date:** 04/27/2023

**Description:**

GRANT FUNDING WILL BE USED TO PROVIDE INTERVENTION PROGRAMS BY PROVIDING YOUTH ENRICHING ACTIVITIES (EDUCATION, ATHLETIC, AND RECREATIONAL) CREATING A SAFE ENVIRONMENT.  
 OXNARD POLICE ACTIVITY LEAGUE GYM IS LOCATED IN CENSUS TRACT 8700, BLOCK GROUP 1, 57.0% LMI.  
 THE ENTIRE CITY OF OXNARD IS 60.23% LMI.

**Financing**

	Fund Type	Grant Year	Grant	Funded Amount	Drawn In Program Year	Drawn Thru Program Year
CDBG	EN	2018	B18MC060534	\$59,402.69	\$0.00	\$59,402.69
<b>Total</b>	<b>Total</b>			<b>\$59,402.69</b>	<b>\$0.00</b>	<b>\$59,402.69</b>

**Proposed Accomplishments**

People (General) : 300

**Actual Accomplishments**

Number assisted:

	Owner		Renter		Total		Person	
	Total	Hispanic	Total	Hispanic	Total	Hispanic	Total	Hispanic
White:	0	0	0	0	0	0	392	374
Black/African American:	0	0	0	0	0	0	25	1
Asian:	0	0	0	0	0	0	9	0
American Indian/Alaskan Native:	0	0	0	0	0	0	0	0
Native Hawaiian/Other Pacific Islander:	0	0	0	0	0	0	16	8
American Indian/Alaskan Native & White:	0	0	0	0	0	0	0	0
Asian White:	0	0	0	0	0	0	14	14
Black/African American & White:	0	0	0	0	0	0	0	0
American Indian/Alaskan Native & Black/African American:	0	0	0	0	0	0	0	0
Other multi-racial:	0	0	0	0	0	0	0	0
Asian/Pacific Islander:	0	0	0	0	0	0	0	0

PR03 - OXNARD

Page: 32 of 70





U.S. Department of Housing and Urban Development  
 Office of Community Planning and Development  
 Integrated Disbursement and Information System  
 CDBG Activity Summary Report (GPR) for Program Year 2023  
 OXNARD

Date: 26-Sep-2024  
 Time: 19:40  
 Page: 33

Hispanic:	0	0	0	0	0	0	0	0
<b>Total:</b>	<b>0</b>	<b>0</b>	<b>0</b>	<b>0</b>	<b>0</b>	<b>0</b>	<b>456</b>	<b>397</b>
Female-headed Households:	0	0	0	0	0	0	0	0
<i>Income Category:</i>								
	<b>Owner</b>	<b>Renter</b>	<b>Total</b>	<b>Person</b>				
Extremely Low	0	0	0	215				
Low Mod	0	0	0	223				
Moderate	0	0	0	18				
Non Low Moderate	0	0	0	0				
Total	0	0	0	456				
Percent Low/Mod					100.0%			

**Annual Accomplishments**

<b>Years</b>	<b>Accomplishment Narrative</b>	<b># Benefiting</b>
2022	FOR THE FIRST QUARTER, SERVICES WERE PROVIDED TO 131 YOUTH. FOR THE SECOND QUARTER, SERVICES PROVIDED TO 139 YOUTH. FOR THE THRID QUARTER, SERVICES WERE PROVIDED TO 89 YOUTH. FOR THE THRID FOURTH, SERVICES WERE PROVIDED TO 97 YOUTH. FOR 2022-23, SERVICES WERE PROVIDED TO 456 YOUTH.	

DRAFT



U.S. Department of Housing and Urban Development  
 Office of Community Planning and Development  
 Integrated Disbursement and Information System  
 CDBG Activity Summary Report (GPR) for Program Year 2023  
 OXNARD

Date: 26-Sep-2024  
 Time: 19:40  
 Page: 34

**PGM Year:** 2022  
**Project:** 0005 - ASSISTANCE FOR SENIOR RESIDENTS  
**IDIS Activity:** 2408 - B22 PS-PALM VISTA SENIOR CENTER  
**Status:** Completed 9/28/2023 12:00:00 AM  
**Location:** 801 S C St Oxnard, CA 93030-7044  
**Objective:** Create suitable living environments  
**Outcome:** Availability/accessibility  
**Matrix Code:** Senior Services (05A) **National Objective:** LMC

**Activity to prevent, prepare for, and respond to Coronavirus:** No

**Initial Funding Date:** 04/27/2023

**Description:**

THE PROGRAM ENTAILS EDUCATIONAL, PHYSICAL AND SOCIAL ACTIVITIES TO IMPROVE THE QUALITY OF LIFE FOR SENIORS IN OXNARD. PALM VISTA SENIOR CENTER IS LOCATED IN CENSUS TRACT 8600, BLOCK GROUP 2, 85.87% LMI.

**Financing**

	Fund Type	Grant Year	Grant	Funded Amount	Drawn In Program Year	Drawn Thru Program Year
CDBG	EN	2018	B18MC060534	\$56,549.00	\$0.00	\$56,549.00
<b>Total</b>	<b>Total</b>			<b>\$56,549.00</b>	<b>\$0.00</b>	<b>\$56,549.00</b>

**Proposed Accomplishments**

People (General) : 100

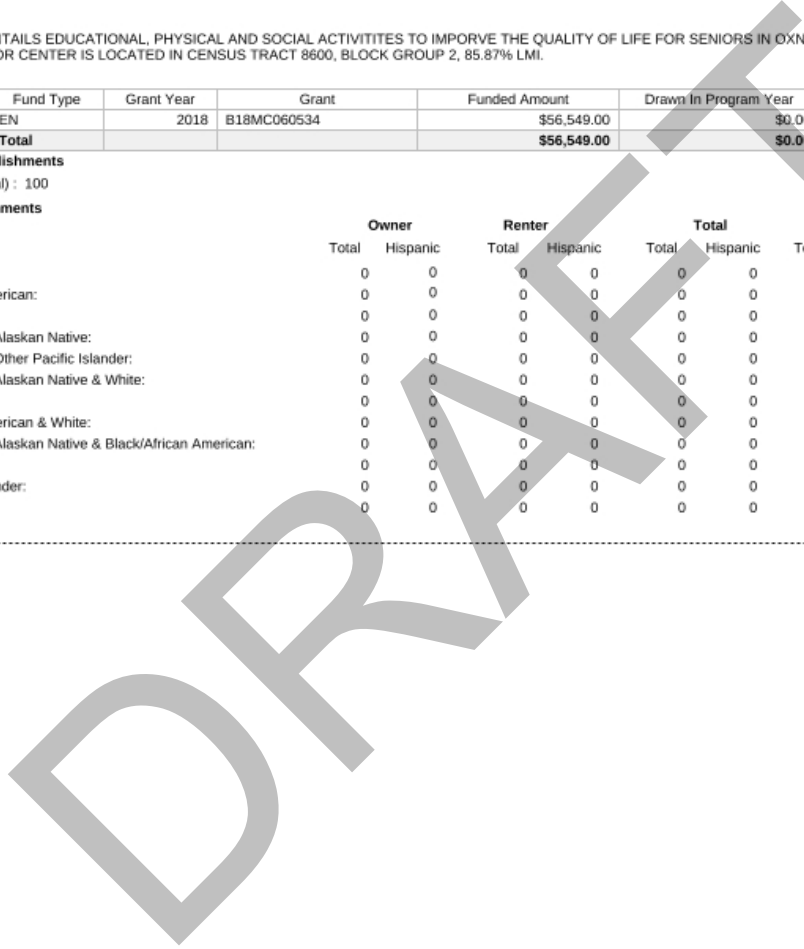
**Actual Accomplishments**

Number assisted:

	Owner		Renter		Total		Person	
	Total	Hispanic	Total	Hispanic	Total	Hispanic	Total	Hispanic
White:	0	0	0	0	0	0	10	0
Black/African American:	0	0	0	0	0	0	1	0
Asian:	0	0	0	0	0	0	5	0
American Indian/Alaskan Native:	0	0	0	0	0	0	0	0
Native Hawaiian/Other Pacific Islander:	0	0	0	0	0	0	0	0
American Indian/Alaskan Native & White:	0	0	0	0	0	0	0	0
Asian White:	0	0	0	0	0	0	0	0
Black/African American & White:	0	0	0	0	0	0	0	0
American Indian/Alaskan Native & Black/African American:	0	0	0	0	0	0	0	0
Other multi-racial:	0	0	0	0	0	0	27	27
Asian/Pacific Islander:	0	0	0	0	0	0	0	0
Hispanic:	0	0	0	0	0	0	0	0

PR03 - OXNARD

Page: 34 of 70





U.S. Department of Housing and Urban Development  
 Office of Community Planning and Development  
 Integrated Disbursement and Information System  
 CDBG Activity Summary Report (GPR) for Program Year 2023  
 OXNARD

Date: 26-Sep-2024  
 Time: 19:40  
 Page: 35

<b>Total:</b>									<b>43</b>	<b>27</b>
Female-headed Households:									0	0
<i>Income Category:</i>	<b>Owner</b>	<b>Renter</b>	<b>Total</b>		<b>Person</b>					
Extremely Low	0	0	0		43					
Low Mod	0	0	0		0					
Moderate	0	0	0		0					
Non Low Moderate	0	0	0		0					
Total	0	0	0		43					
Percent Low/Mod					100.0%					

**Annual Accomplishments**

<b>Years</b>	<b>Accomplishment Narrative</b>	<b># Benefiting</b>
2022	FOR THE FIRST QUARTER, SERVICES WERE PROVIDED TO 10 SENIORS. FOR THE SECOND QUARTER, SERVICES PROVIDED TO 5 SENIORS. FOR THE THRID QUARTER, SERVICES WERE PROVIDED TO 5 SENIORS. FOR THE FOURTH QUARTER, SERVICES WERE PROVIDED TO 23 SENIORS. FOR 2022-23, SERVICES WERE PROVIDED TO 43 SENIORS. PALM VISTA SENIOR PROGRAM OVERALL HAD DIFFICULTY MEETING THE PROPOSED ACCOMPLISHMENT, IN QUARTER 1 & 2 DUE TO A SURGE IN COVID-19 AND BEING THE "FLU" SEASON; IN QUARTER 3 DUE TO A SURGE IN WET WEATHER (RAIN) AND COLD TEMPERATURE SEASON PALM; AND IN QUARTER 4 SAW SLIGHT INCREASE IN NEW SENIORS PARTICIPANTS.	

DRAFT



U.S. Department of Housing and Urban Development  
 Office of Community Planning and Development  
 Integrated Disbursement and Information System  
 CDBG Activity Summary Report (GPR) for Program Year 2023  
 OXNARD

Date: 26-Sep-2024  
 Time: 19:40  
 Page: 36

**PGM Year:** 2022  
**Project:** 0006 - OTHER PUBLIC SERVICES  
**IDIS Activity:** 2409 - B22 PS-SHELTER CARE RESOURCES  
**Status:** Completed 9/28/2023 2:24:16 PM  
**Location:** 940 S A St Oxnard, CA 93030-7441  
**Objective:** Create suitable living environments  
**Outcome:** Availability/accessibility  
**Matrix Code:** Operating Costs of Homeless/AIDS Patients Programs (03T)  
**National Objective:** LMC

**Activity to prevent, prepare for, and respond to Coronavirus:** No

**Initial Funding Date:** 04/27/2023

**Description:**

GRANT FUNDING WILL BE USED FOR HOMELESS SERVICES IN OXNARD. SHELTER CARE RESOURCES IS LOCATED IN CENSUS TRACT 8600, BLOCK GROUP 3, 71.17% LMI.

**Financing**

	Fund Type	Grant Year	Grant	Funded Amount	Drawn In Program Year	Drawn Thru Program Year
CDBG	EN	2018	B18MC060534	\$14,137.00	\$0.00	\$14,137.00
<b>Total</b>	<b>Total</b>			<b>\$14,137.00</b>	<b>\$0.00</b>	<b>\$14,137.00</b>

**Proposed Accomplishments**

People (General) : 800

**Actual Accomplishments**

Number assisted:

	Owner		Renter		Total		Person	
	Total	Hispanic	Total	Hispanic	Total	Hispanic	Total	Hispanic
White:	0	0	0	0	0	0	706	665
Black/African American:	0	0	0	0	0	0	7	2
Asian:	0	0	0	0	0	0	0	0
American Indian/Alaskan Native:	0	0	0	0	0	0	9	6
Native Hawaiian/Other Pacific Islander:	0	0	0	0	0	0	0	0
American Indian/Alaskan Native & White:	0	0	0	0	0	0	0	0
Asian White:	0	0	0	0	0	0	0	0
Black/African American & White:	0	0	0	0	0	0	0	0
American Indian/Alaskan Native & Black/African American:	0	0	0	0	0	0	0	0
Other multi-racial:	0	0	0	0	0	0	230	207
Asian/Pacific Islander:	0	0	0	0	0	0	0	0
Hispanic:	0	0	0	0	0	0	0	0

PR03 - OXNARD

Page: 36 of 70



U.S. Department of Housing and Urban Development  
 Office of Community Planning and Development  
 Integrated Disbursement and Information System  
 CDBG Activity Summary Report (GPR) for Program Year 2023  
 OXNARD

Date: 26-Sep-2024  
 Time: 19:40  
 Page: 37

<b>Total:</b>									<b>952</b>	<b>880</b>
Female-headed Households:									0	0
<b>Income Category:</b>	<b>Owner</b>	<b>Renter</b>	<b>Total</b>	<b>Person</b>						
Extremely Low	0	0	0	950						
Low Mod	0	0	0	2						
Moderate	0	0	0	0						
Non Low Moderate	0	0	0	0						
Total	0	0	0	952						
Percent Low/Mod				100.0%						

**Annual Accomplishments**

<b>Years</b>	<b>Accomplishment Narrative</b>	<b># Benefiting</b>
2022	FOR THE FIRST QUARTER, SERVICES WERE PROVIDED TO 186 PEOPLE. FOR THE SECOND QUARTER, SERVICES WERE PROVIDED TO 232 PEOPLE. FOR THE THIRD QUARTER, SERVICES WERE PROVIDED TO 314 PEOPLE. FOR THE FOURTH QUARTER, SERVICES WERE PROVIDED TO 220 PEOPLE. IN FY 2022-23, HOMELESS SERVICES WERE PROVIDED TO A TOTAL OF 952 PEOPLE.	

DRAFT



U.S. Department of Housing and Urban Development  
 Office of Community Planning and Development  
 Integrated Disbursement and Information System  
 CDBG Activity Summary Report (GPR) for Program Year 2023  
 OXNARD

Date: 26-Sep-2024  
 Time: 19:40  
 Page: 38

**PGM Year:** 2022  
**Project:** 0007 - YOUTH ACTIVITIES AND SERVICES  
**IDIS Activity:** 2410 - B22 PS-OXNARD PERFORMING ARTS CENTER- CREATIVE YOUTH DEVELOPMENT  
**Status:** Completed 9/28/2023 12:00:00 AM  
**Location:** 800 Hobson Way Oxnard, CA 93030-6723  
**Objective:** Create suitable living environments  
**Outcome:** Availability/accessibility  
**Matrix Code:** Youth Services (05D)  
**National Objective:** LMC

**Activity to prevent, prepare for, and respond to Coronavirus:** No

**Initial Funding Date:** 04/27/2023

**Description:**

PROVIDE FREE YEAR-ROUND ART CLASSES AND CAMPS FOR LOW- AND MODERATE-INCOME YOUTH IN OXNARD. OXNARD PERFORMING ART CENTER IS LOCATED CENSUS TRACT 8600, BLOCK GROUP 2, 85.87% LMI.

**Financing**

	Fund Type	Grant Year	Grant	Funded Amount	Drawn In Program Year	Drawn Thru Program Year
CDBG	EN	2018	B18MC060534	\$18,716.17	\$0.00	\$18,716.17
<b>Total</b>	<b>Total</b>			<b>\$18,716.17</b>	<b>\$0.00</b>	<b>\$18,716.17</b>

**Proposed Accomplishments**

People (General) : 110

**Actual Accomplishments**

Number assisted:

	Owner		Renter		Total		Person	
	Total	Hispanic	Total	Hispanic	Total	Hispanic	Total	Hispanic
White:	0	0	0	0	0	0	55	52
Black/African American:	0	0	0	0	0	0	0	0
Asian:	0	0	0	0	0	0	1	1
American Indian/Alaskan Native:	0	0	0	0	0	0	2	2
Native Hawaiian/Other Pacific Islander:	0	0	0	0	0	0	9	6
American Indian/Alaskan Native & White:	0	0	0	0	0	0	0	0
Asian White:	0	0	0	0	0	0	0	0
Black/African American & White:	0	0	0	0	0	0	0	0
American Indian/Alaskan Native & Black/African American:	0	0	0	0	0	0	0	0
Other multi-racial:	0	0	0	0	0	0	63	47
Asian/Pacific Islander:	0	0	0	0	0	0	0	0
Hispanic:	0	0	0	0	0	0	0	0

PR03 - OXNARD

Page: 38 of 70



U.S. Department of Housing and Urban Development  
 Office of Community Planning and Development  
 Integrated Disbursement and Information System  
 CDBG Activity Summary Report (GPR) for Program Year 2023  
 OXNARD

Date: 26-Sep-2024  
 Time: 19:40  
 Page: 39

<b>Total:</b>									<b>130</b>	<b>108</b>
Female-headed Households:									0	0
<b>Income Category:</b>	<b>Owner</b>	<b>Renter</b>	<b>Total</b>	<b>Person</b>						
Extremely Low	0	0	0	42						
Low Mod	0	0	0	49						
Moderate	0	0	0	39						
Non Low Moderate	0	0	0	0						
Total	0	0	0	130						
Percent Low/Mod				100.0%						

**Annual Accomplishments**

<b>Years</b>	<b>Accomplishment Narrative</b>	<b># Benefiting</b>
2022	FOR THE FIRST QUARTER, SERVICES WERE PROVIDED TO 26 YOUTH. THE SECOND QUARTER, SERVICES WERE PROVIDED TO 40 YOUTH. FOR THE THIRD QUARTER, SERVICES WERE PROVIDED TO 31 YOUTH. FOR THE THIRD QUARTER, SERVICES WERE PROVIDED TO 33 YOUTH. IN FY 2022-23, A TOTAL OF 130 YOUTH WERE SERVED. ART CAMP WAS OFFERED DURING THE SUMMER, WINTER AND SPRING BREAK. ART CLASSES DURING THE DAY AND NIGHT WERE OFFERED IN FY 2022-23.	

DRAFT



U.S. Department of Housing and Urban Development  
 Office of Community Planning and Development  
 Integrated Disbursement and Information System  
 CDBG Activity Summary Report (GPR) for Program Year 2023  
 OXNARD

Date: 26-Sep-2024  
 Time: 19:40  
 Page: 40

**PGM Year:** 2022  
**Project:** 0006 - OTHER PUBLIC SERVICES  
**IDIS Activity:** 2411 - B22 PS-LIVINGSTON MEMORIAL VISITING NURSES ASSOC  
**Status:** Completed 8/23/2023 12:00:00 AM **Objective:** Create suitable living environments  
**Location:** 1996 Eastman Ave Ste 101 Ventura, CA 93003-5768 **Outcome:** Availability/accessibility  
**Matrix Code:** Health Services (05M) **National Objective:** LMC

**Activity to prevent, prepare for, and respond to Coronavirus:** No

**Initial Funding Date:** 08/23/2023

**Description:**

GRANT FUNDING WILL BE USED TO PROVIDE HOME HEALTHCARE LOW- AND MODERATE INCOME OXNARD RESIDENTS. THE ENTIRE CITY OF OXNARD IS 60.23% LMI.

**Financing**

	Fund Type	Grant Year	Grant	Funded Amount	Drawn In Program Year	Drawn Thru Program Year
CDBG	EN	2022	B22MC060534	\$18,850.00	\$0.00	\$18,850.00
<b>Total</b>	<b>Total</b>			<b>\$18,850.00</b>	<b>\$0.00</b>	<b>\$18,850.00</b>

**Proposed Accomplishments**

People (General) : 60

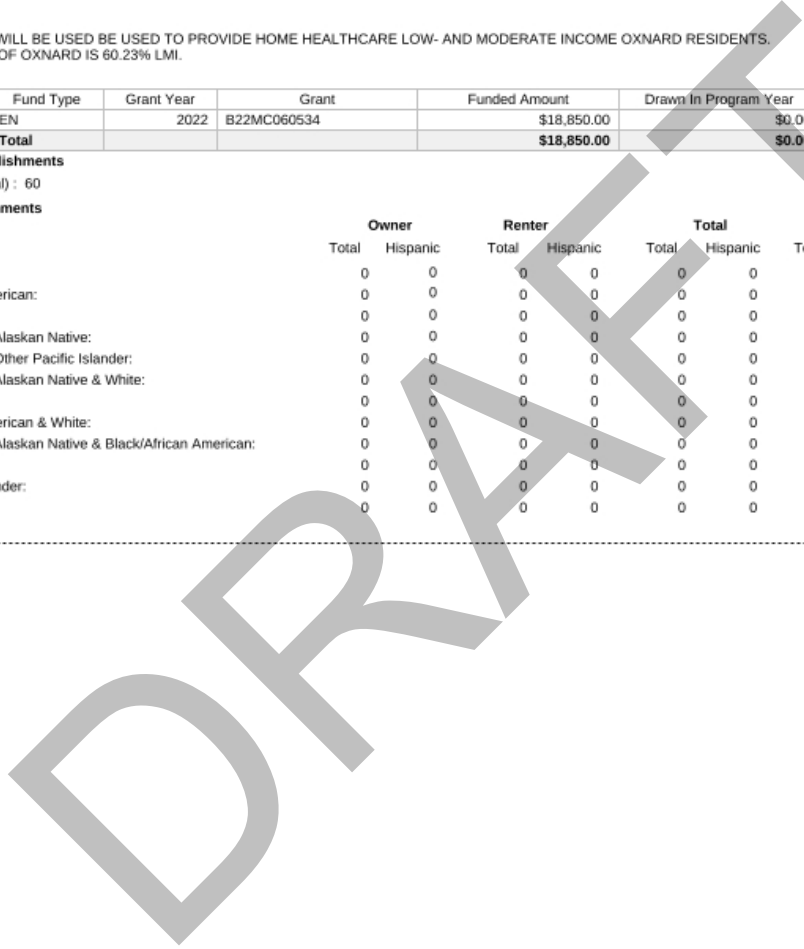
**Actual Accomplishments**

Number assisted:

	Owner		Renter		Total		Person	
	Total	Hispanic	Total	Hispanic	Total	Hispanic	Total	Hispanic
White:	0	0	0	0	0	0	57	40
Black/African American:	0	0	0	0	0	0	1	1
Asian:	0	0	0	0	0	0	1	0
American Indian/Alaskan Native:	0	0	0	0	0	0	0	0
Native Hawaiian/Other Pacific Islander:	0	0	0	0	0	0	0	0
American Indian/Alaskan Native & White:	0	0	0	0	0	0	0	0
Asian White:	0	0	0	0	0	0	0	0
Black/African American & White:	0	0	0	0	0	0	0	0
American Indian/Alaskan Native & Black/African American:	0	0	0	0	0	0	0	0
Other multi-racial:	0	0	0	0	0	0	1	0
Asian/Pacific Islander:	0	0	0	0	0	0	0	0
Hispanic:	0	0	0	0	0	0	0	0

PR03 - OXNARD

Page: 40 of 70







U.S. Department of Housing and Urban Development  
 Office of Community Planning and Development  
 Integrated Disbursement and Information System  
 CDBG Activity Summary Report (GPR) for Program Year 2023  
 OXNARD

Date: 26-Sep-2024  
 Time: 19:40  
 Page: 41

<b>Total:</b>									<b>60</b>	<b>41</b>
Female-headed Households:									0	0
<b>Income Category:</b>	<b>Owner</b>	<b>Renter</b>	<b>Total</b>	<b>Person</b>						
Extremely Low	0	0	0	51						
Low Mod	0	0	0	9						
Moderate	0	0	0	0						
Non Low Moderate	0	0	0	0						
Total	0	0	0	60						
Percent Low/Mod				100.0%						

**Annual Accomplishments**

<b>Years</b>	<b>Accomplishment Narrative</b>	<b># Benefiting</b>
2022	FOR THE FIRST QUARTER, 15 LOW INCOME OXNARD RESIDENT WERE PROVIDED SERVICES. FOR THE SECOND QUARTER, 15 LOW INCOME OXNARD RESIDENTS WERE OFFERED SERVICES. FOR THE THIRD QUARTER, 15 LOW-INCOME OXNARD RESIDENTS WERE OFFERED SERVICES. FOR THE FOURTH QUARTER, 15 LOW-INCOME OXNARD RESIDENTS WERE OFFERED SERVICES. A TOTAL OF 60 OXNARD RESIDENTS WERE SERVED IN FY 2022-23.	

DRAFT



U.S. Department of Housing and Urban Development  
 Office of Community Planning and Development  
 Integrated Disbursement and Information System  
 CDBG Activity Summary Report (GPR) for Program Year 2023  
 OXNARD

Date: 26-Sep-2024  
 Time: 19:40  
 Page: 42

**PGM Year:** 2022  
**Project:** 0010 - ADMINISTRATION  
**IDIS Activity:** 2412 - B22 ADMINISTRATION - GRANTS MANAGEMENT  
**Status:** Completed 9/28/2023 12:00:00 AM  
**Location:** ,  
**Objective:**  
**Outcome:**  
**Matrix Code:** General Program Administration (21A) **National Objective:**

**Activity to prevent, prepare for, and respond to Coronavirus:** No

**Initial Funding Date:** 12/06/2022

**Description:**  
 Administrative activities for the CDBG and HOME program.

**Financing**

	Fund Type	Grant Year	Grant	Funded Amount	Drawn In Program Year	Drawn Thru Program Year
CDBG	AD	2022	B22MC060534	\$473,056.00	\$0.00	\$473,056.00
	PI			\$9,539.60	\$0.00	\$9,539.60
<b>Total</b>	<b>Total</b>			<b>\$482,595.60</b>	<b>\$0.00</b>	<b>\$482,595.60</b>

**Proposed Accomplishments**

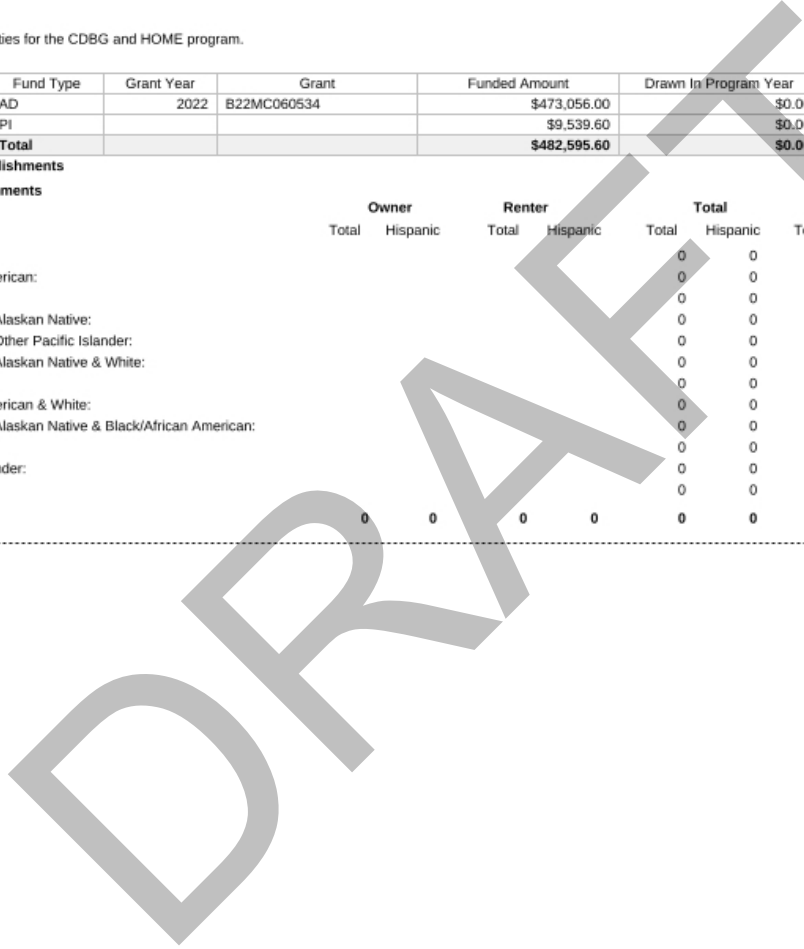
**Actual Accomplishments**

Number assisted:

	Owner		Renter		Total		Person	
	Total	Hispanic	Total	Hispanic	Total	Hispanic	Total	Hispanic
White:	0	0	0	0	0	0	0	0
Black/African American:	0	0	0	0	0	0	0	0
Asian:	0	0	0	0	0	0	0	0
American Indian/Alaskan Native:	0	0	0	0	0	0	0	0
Native Hawaiian/Other Pacific Islander:	0	0	0	0	0	0	0	0
American Indian/Alaskan Native & White:	0	0	0	0	0	0	0	0
Asian White:	0	0	0	0	0	0	0	0
Black/African American & White:	0	0	0	0	0	0	0	0
American Indian/Alaskan Native & Black/African American:	0	0	0	0	0	0	0	0
Other multi-racial:	0	0	0	0	0	0	0	0
Asian/Pacific Islander:	0	0	0	0	0	0	0	0
Hispanic:	0	0	0	0	0	0	0	0
<b>Total:</b>	<b>0</b>	<b>0</b>	<b>0</b>	<b>0</b>	<b>0</b>	<b>0</b>	<b>0</b>	<b>0</b>

PR03 - OXNARD

Page: 42 of 70





Female-headed Households:

0

Income Category:

	Owner	Renter	Total	Person
Extremely Low			0	
Low Mod			0	
Moderate			0	
Non Low Moderate			0	
Total	0	0	0	0
Percent Low/Mod				

Annual Accomplishments

No data returned for this view. This might be because the applied filter excludes all data.

DRAFT



U.S. Department of Housing and Urban Development  
 Office of Community Planning and Development  
 Integrated Disbursement and Information System  
 CDBG Activity Summary Report (GPR) for Program Year 2023  
 OXNARD

Date: 26-Sep-2024  
 Time: 19:40  
 Page: 44

**PGM Year:** 2022  
**Project:** 0011 - INFRASTRUCTURE AND PUBLIC FACILITIES  
**IDIS Activity:** 2419 - B22 CYPRESS PLACE LOAN (People's Self-Help Housing )  
**Status:** Open  
**Location:** 5536 Cypress Rd 5462 Cypress Rd Oxnard, CA 93033-8511  
**Objective:** Provide decent affordable housing  
**Outcome:** Affordability  
**Matrix Code:** Clearance and Demolition (04)  
**National Objective:** LMA

**Activity to prevent, prepare for, and respond to Coronavirus:** No

**Initial Funding Date:** 09/18/2023

**Description:**  
 CLERANCE AND DEMOLITION AT CYPRESS PLACE.  
 ADDRESS: 5536 AND 5462 CYPRESS ROAD

**Financing**

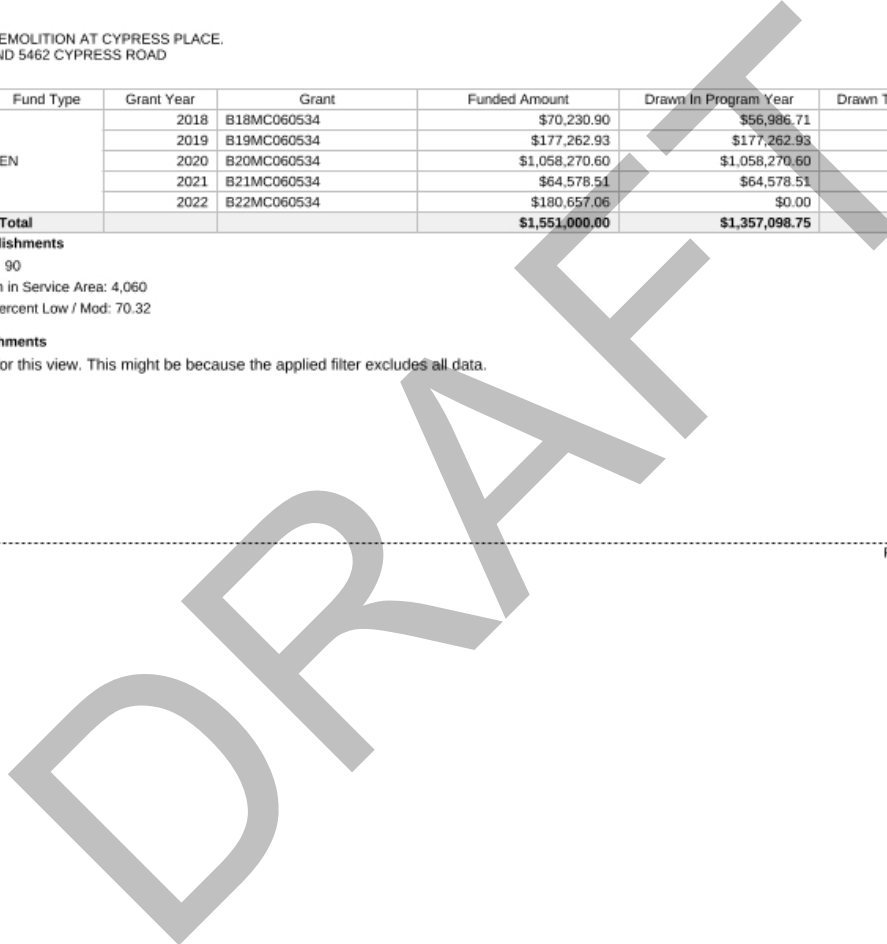
	Fund Type	Grant Year	Grant	Funded Amount	Drawn In Program Year	Drawn Thru Program Year
CDBG	EN	2018	B18MC060534	\$70,230.90	\$56,986.71	\$70,230.90
		2019	B19MC060534	\$177,262.93	\$177,262.93	\$177,262.93
		2020	B20MC060534	\$1,058,270.60	\$1,058,270.60	\$1,058,270.60
		2021	B21MC060534	\$64,578.51	\$64,578.51	\$64,578.51
		2022	B22MC060534	\$180,657.06	\$0.00	\$0.00
<b>Total</b>	<b>Total</b>			<b>\$1,551,000.00</b>	<b>\$1,357,098.75</b>	<b>\$1,370,342.94</b>

**Proposed Accomplishments**

Housing Units : 90  
 Total Population in Service Area: 4,060  
 Census Tract Percent Low / Mod: 70.32

**Annual Accomplishments**

No data returned for this view. This might be because the applied filter excludes all data.





U.S. Department of Housing and Urban Development  
 Office of Community Planning and Development  
 Integrated Disbursement and Information System  
 CDBG Activity Summary Report (GPR) for Program Year 2023  
 OXNARD

Date: 26-Sep-2024  
 Time: 19:40  
 Page: 45

**PGM Year:** 2023  
**Project:** 0005 - OTHER PUBLIC SERVICES  
**IDIS Activity:** 2425 - B23 PS-LIVINGSTON MEMORIAL VISITING NURSES ASSOC  
**Status:** Open  
**Location:** 1996 Eastman Ave Ste 101 Ventura, CA 93003-5768  
**Objective:** Create suitable living environments  
**Outcome:** Availability/accessibility  
**Matrix Code:** Health Services (05M)  
**National Objective:** LMC

**Activity to prevent, prepare for, and respond to Coronavirus:** No

**Initial Funding Date:** 03/25/2024

**Description:**

GRANT FUNDING WILL BE USED TO PROVIDE HOME HEALTHCARE FOR LOW- AND MODERATE-INCOME OXNARD RESIDENTS. THE ENTIRE CITY OF OXNARD IS 60.23% LMI.

**Financing**

	Fund Type	Grant Year	Grant	Funded Amount	Drawn In Program Year	Drawn Thru Program Year
CDBG	EN	2023	B23MC060534	\$8,000.00	\$8,000.00	\$8,000.00
<b>Total</b>	<b>Total</b>			<b>\$8,000.00</b>	<b>\$8,000.00</b>	<b>\$8,000.00</b>

**Proposed Accomplishments**

People (General) : 24

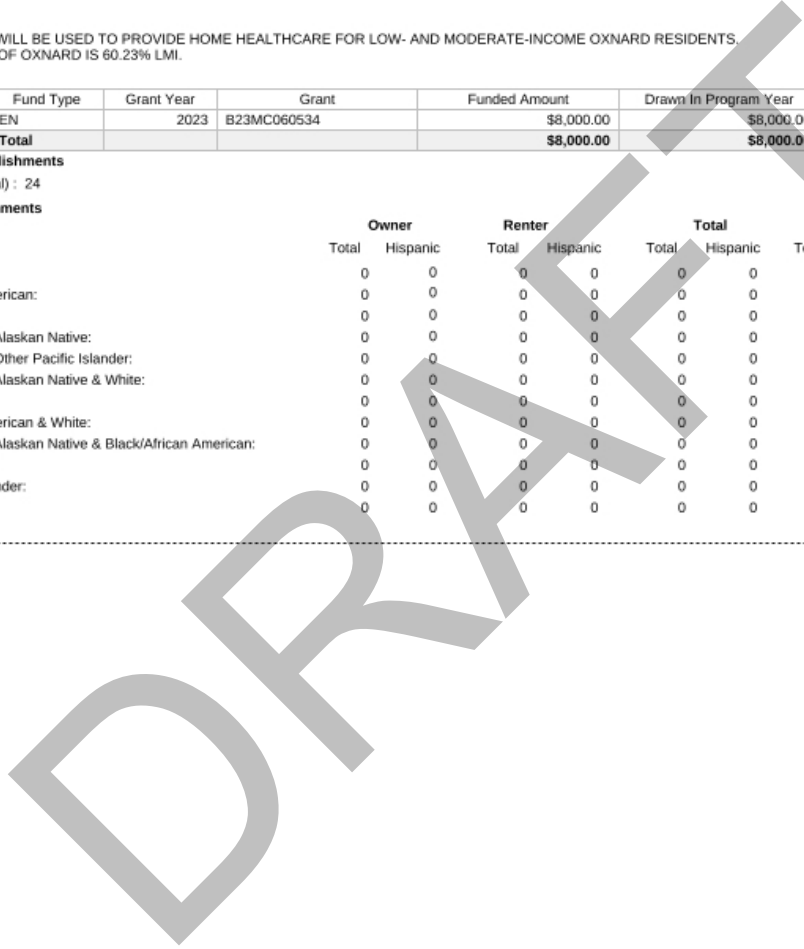
**Actual Accomplishments**

Number assisted:

	Owner		Renter		Total		Person	
	Total	Hispanic	Total	Hispanic	Total	Hispanic	Total	Hispanic
White:	0	0	0	0	0	0	25	18
Black/African American:	0	0	0	0	0	0	0	0
Asian:	0	0	0	0	0	0	0	0
American Indian/Alaskan Native:	0	0	0	0	0	0	0	0
Native Hawaiian/Other Pacific Islander:	0	0	0	0	0	0	1	0
American Indian/Alaskan Native & White:	0	0	0	0	0	0	0	0
Asian White:	0	0	0	0	0	0	0	0
Black/African American & White:	0	0	0	0	0	0	0	0
American Indian/Alaskan Native & Black/African American:	0	0	0	0	0	0	0	0
Other multi-racial:	0	0	0	0	0	0	0	0
Asian/Pacific Islander:	0	0	0	0	0	0	0	0
Hispanic:	0	0	0	0	0	0	0	0

PR03 - OXNARD

Page: 45 of 70





U.S. Department of Housing and Urban Development  
 Office of Community Planning and Development  
 Integrated Disbursement and Information System  
 CDBG Activity Summary Report (GPR) for Program Year 2023  
 OXNARD

Date: 26-Sep-2024  
 Time: 19:40  
 Page: 46

<b>Total:</b>									<b>26</b>	<b>18</b>
Female-headed Households:									0	0
<b>Income Category:</b>	<b>Owner</b>	<b>Renter</b>	<b>Total</b>	<b>Person</b>						
Extremely Low	0	0	0	26						
Low Mod	0	0	0	0						
Moderate	0	0	0	0						
Non Low Moderate	0	0	0	0						
Total	0	0	0	26						
Percent Low/Mod				100.0%						

**Annual Accomplishments**

<b>Years</b>	<b>Accomplishment Narrative</b>	<b># Benefiting</b>
2023	FOR THE FIRST QUARTER, 10 LOW INCOME OXNARD RESIDENT WERE PROVIDED HOME HEALTH SERVICES. FOR THE SECOND QUARTER, 6 LOW INCOME OXNARD RESIDENTS WERE PROVIDED HOME HEALTH SERVICES. FOR THE THIRD QUARTER, 10 LOW INCOME OXNARD RESIDENTS WERE PROVIDED HOME HEALTH SERVICES. IN FY 2023-24, 26 LOW INCOME OXNARD RESIDENTS WERE PROVIDED HOME HEALTH SERVICES. THE GOAL OF 24 WAS EXCEEDED. THE PROGRAM PROVIDED HOME HEALTH CARE VISITS, INCLUDING SKILLED NURSING, PHYSICAL AND OCCUPATIONAL THERAPY AND MEDICAL SOCIAL WORK TO RESIDENTS IN OXNARD.	

DRAFT



U.S. Department of Housing and Urban Development  
 Office of Community Planning and Development  
 Integrated Disbursement and Information System  
 CDBG Activity Summary Report (GPR) for Program Year 2023  
 OXNARD

Date: 26-Sep-2024  
 Time: 19:40  
 Page: 47

**PGM Year:** 2023  
**Project:** 0006 - YOUTH ACTIVITIES AND SERVICES  
**IDIS Activity:** 2426 - B23 PS-COLONIA MEMORIAL PARK VETERANS GYM  
**Status:** Open  
**Location:** 195 N Marquita St Oxnard, CA 93030-3726  
**Objective:** Create suitable living environments  
**Outcome:** Availability/accessibility  
**Matrix Code:** Youth Services (05D)  
**National Objective:** LMC

**Activity to prevent, prepare for, and respond to Coronavirus:** No

**Initial Funding Date:** 03/25/2024

**Description:**

COLONIA GYM SERVES YOUTH IN PRIMARILY LOW/MODERATE INCOME NEIGHBORHOODS. PROVIDES RECREATIONAL ACTIVITIES AND ORGANIZED SPORTS FOR YOUTH BY PROVIDING ENRICHING AND SAFE ENVIRONMENT FOR POSITIVE CHANGE. COLONIA MEMORIAL PARK GYM IS LOCATED IN CENSUS TRACT 9100, BLOCK GROUP 4, 94.95% LMI. THE ENTIRE CITY OF OXNARD IS LMI 60.23%.

**Financing**

	Fund Type	Grant Year	Grant	Funded Amount	Drawn In Program Year	Drawn Thru Program Year
CDBG	EN	2023	B23MC060534	\$46,989.61	\$46,989.61	\$46,989.61
<b>Total</b>	<b>Total</b>			<b>\$46,989.61</b>	<b>\$46,989.61</b>	<b>\$46,989.61</b>

**Proposed Accomplishments**

People (General) : 160

**Actual Accomplishments**

Number assisted:

	Owner		Renter		Total		Person	
	Total	Hispanic	Total	Hispanic	Total	Hispanic	Total	Hispanic
White:	0	0	0	0	0	0	206	192
Black/African American:	0	0	0	0	0	0	25	14
Asian:	0	0	0	0	0	0	10	1
American Indian/Alaskan Native:	0	0	0	0	0	0	10	7
Native Hawaiian/Other Pacific Islander:	0	0	0	0	0	0	0	0
American Indian/Alaskan Native & White:	0	0	0	0	0	0	3	3
Asian White:	0	0	0	0	0	0	2	0
Black/African American & White:	0	0	0	0	0	0	3	1
American Indian/Alaskan Native & Black/African American:	0	0	0	0	0	0	0	0
Other multi-racial:	0	0	0	0	0	0	22	21
Asian/Pacific Islander:	0	0	0	0	0	0	0	0

PR03 - OXNARD

Page: 47 of 70



U.S. Department of Housing and Urban Development  
 Office of Community Planning and Development  
 Integrated Disbursement and Information System  
 CDBG Activity Summary Report (GPR) for Program Year 2023  
 OXNARD

Date: 26-Sep-2024  
 Time: 19:40  
 Page: 48

Hispanic:	0	0	0	0	0	0	0	0
<b>Total:</b>	<b>0</b>	<b>0</b>	<b>0</b>	<b>0</b>	<b>0</b>	<b>0</b>	<b>281</b>	<b>239</b>
Female-headed Households:	0	0	0	0	0	0	0	0
<i>Income Category:</i>								
	<b>Owner</b>	<b>Renter</b>	<b>Total</b>	<b>Person</b>				
Extremely Low	0	0	0	144				
Low Mod	0	0	0	57				
Moderate	0	0	0	60				
Non Low Moderate	0	0	0	20				
Total	0	0	0	281				
Percent Low/Mod				92.9%				

**Annual Accomplishments**

Years	Accomplishment Narrative	# Benefiting
2023	FOR THE FIRST QUARTER, 103 YOUTH WERE PROVIDED YOUTH SERVICES. FOR THE SECOND QUARTER, 24 YOUTH WERE PROVIDED YOUTH SERVICES. FOR THE THIRD QUARTER, 71 YOUTH WERE PROVIDED YOUTH SERVICES. FOR THE FOURTH QUARTER, 83 YOUTH WERE PROVIDED YOUTH SERVICES. FOR FY 2023-24, 281 YOUTH WERE PROVIDED YOUTH SERVICES. PROVIDED YOUTH RECREATIONAL ACTIVITIES SUCH AS BASKETBALL, VOLLEYBALL, SOCCER, FLAG FOOTBALL, SOFTBALL AND CHEER PROGRAMS.	

DRAFT





U.S. Department of Housing and Urban Development  
 Office of Community Planning and Development  
 Integrated Disbursement and Information System  
 CDBG Activity Summary Report (GPR) for Program Year 2023  
 OXNARD

Date: 26-Sep-2024  
 Time: 19:40  
 Page: 49

**PGM Year:** 2023  
**Project:** 0006 - YOUTH ACTIVITIES AND SERVICES  
**IDIS Activity:** 2427 - B23 PS- SOUTHWINDS YOUTH CENTER  
**Status:** Open  
**Location:** 300 W Clara St Oxnard, CA 93033-1430  
**Objective:** Create suitable living environments  
**Outcome:** Availability/accessibility  
**Matrix Code:** Youth Services (05D)  
**National Objective:** LMC

**Activity to prevent, prepare for, and respond to Coronavirus:** No

**Initial Funding Date:** 03/25/2024

**Description:**

GRANT FUDNING WILL PROVIDE ACTIVITIES THROUGH EDUCATION, RECREATION, SPORTS AND ENRICHMENT PROGRAMS FOR YOUTH. SOUTHWINDS YOUTH CENTER IS LOCATED IN CENSUS TRACT 4506, BLOCK GROUP 2, 100% LMI.

**Financing**

	Fund Type	Grant Year	Grant	Funded Amount	Drawn In Program Year	Drawn Thru Program Year
CDBG	EN	2023	B23MC060534	\$31,000.00	\$31,000.00	\$31,000.00
<b>Total</b>	<b>Total</b>			<b>\$31,000.00</b>	<b>\$31,000.00</b>	<b>\$31,000.00</b>

**Proposed Accomplishments**

People (General) : 220

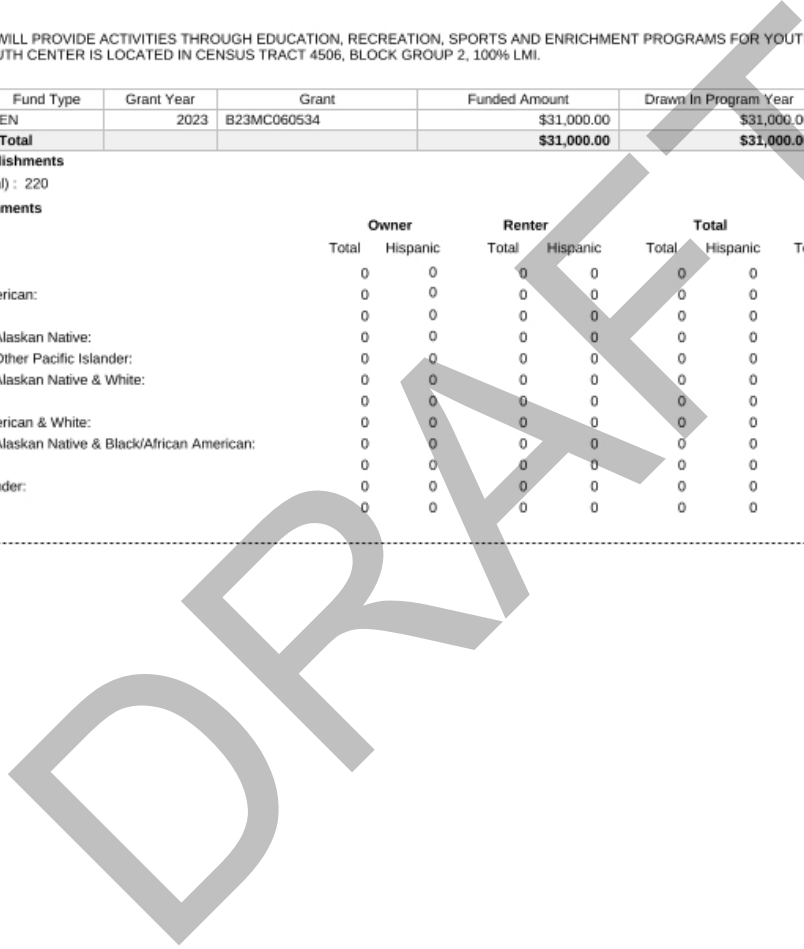
**Actual Accomplishments**

Number assisted:

	Owner		Renter		Total		Person	
	Total	Hispanic	Total	Hispanic	Total	Hispanic	Total	Hispanic
White:	0	0	0	0	0	0	204	199
Black/African American:	0	0	0	0	0	0	6	0
Asian:	0	0	0	0	0	0	8	0
American Indian/Alaskan Native:	0	0	0	0	0	0	0	0
Native Hawaiian/Other Pacific Islander:	0	0	0	0	0	0	0	0
American Indian/Alaskan Native & White:	0	0	0	0	0	0	0	0
Asian White:	0	0	0	0	0	0	0	0
Black/African American & White:	0	0	0	0	0	0	0	0
American Indian/Alaskan Native & Black/African American:	0	0	0	0	0	0	0	0
Other multi-racial:	0	0	0	0	0	0	8	8
Asian/Pacific Islander:	0	0	0	0	0	0	0	0
Hispanic:	0	0	0	0	0	0	0	0

PR03 - OXNARD

Page: 49 of 70





U.S. Department of Housing and Urban Development  
 Office of Community Planning and Development  
 Integrated Disbursement and Information System  
 CDBG Activity Summary Report (GPR) for Program Year 2023  
 OXNARD

Date: 26-Sep-2024  
 Time: 19:40  
 Page: 50

<b>Total:</b>										226	207
Female-headed Households:										0	0
<b>Income Category:</b>	<b>Owner</b>	<b>Renter</b>	<b>Total</b>	<b>Person</b>							
Extremely Low	0	0	0	186							
Low Mod	0	0	0	40							
Moderate	0	0	0	0							
Non Low Moderate	0	0	0	0							
Total	0	0	0	226							
Percent Low/Mod				100.0%							

**Annual Accomplishments**

<b>Years</b>	<b>Accomplishment Narrative</b>	<b># Benefiting</b>
2023	FOR THE FIRST QUARTER, SERVICES WERE PROVIDED TO 78 YOUTH. FOR THE SECOND QUARTER, SERVICES PROVIDED TO 47 YOUTH. FOR THE THIRD QUARTER, SERVICES PROVIDED TO 52 YOUTH. FOR THE FOURTH QUARTER, SERVICES PROVIDED TO 49 YOUTH. FOR THE FY 2023-24, SERVICES PROVIDED TO 226 YOUTH. PROVIDED YOUTH ENRICHING ACTIVITIES SUCH AS RECREATIONAL-ART PROGRAMS AND EDUCATION- HOMEWORK HELPERS.	

DRAFT



U.S. Department of Housing and Urban Development  
 Office of Community Planning and Development  
 Integrated Disbursement and Information System  
 CDBG Activity Summary Report (GPR) for Program Year 2023  
 OXNARD

Date: 26-Sep-2024  
 Time: 19:40  
 Page: 51

**PGM Year:** 2023  
**Project:** 0006 - YOUTH ACTIVITIES AND SERVICES  
**IDIS Activity:** 2428 - B23 PS-POLICE ACTIVITIES LEAGUE  
**Status:** Open  
**Location:** 350 S K St Oxnard, CA 93030-5205  
**Objective:** Create suitable living environments  
**Outcome:** Availability/accessibility  
**Matrix Code:** Youth Services (05D)  
**National Objective:** LMC

**Activity to prevent, prepare for, and respond to Coronavirus:** No

**Initial Funding Date:** 03/25/2024

**Description:**

GRANT FUNDING WILL BE USED TO PROVIDE INTERVENTION PROGRAMS BY PROVIDING YOUTH ENRICHING ACTIVITIES (EDUCATION, ATHLETIC, AND RECREATIONAL) CREATING A SAFE ENVIRONMENT. OXNARD POLICE ACTIVITY LEAGUE GYM IS LOCATED IN CENSUS TRACT 8700, BLOCK GROUP 1, 57.0% LMI. THE ENTIRE CITY OF OXNARD IS 60.23% LMI.

**Financing**

	Fund Type	Grant Year	Grant	Funded Amount	Drawn In Program Year	Drawn Thru Program Year
CDBG	EN	2023	B23MC060534	\$40,583.49	\$40,583.49	\$40,583.49
<b>Total</b>	<b>Total</b>			<b>\$40,583.49</b>	<b>\$40,583.49</b>	<b>\$40,583.49</b>

**Proposed Accomplishments**

People (General) : 200

**Actual Accomplishments**

Number assisted:

	Owner		Renter		Total		Person	
	Total	Hispanic	Total	Hispanic	Total	Hispanic	Total	Hispanic
White:	0	0	0	0	0	0	224	210
Black/African American:	0	0	0	0	0	0	16	3
Asian:	0	0	0	0	0	0	16	0
American Indian/Alaskan Native:	0	0	0	0	0	0	0	0
Native Hawaiian/Other Pacific Islander:	0	0	0	0	0	0	0	0
American Indian/Alaskan Native & White:	0	0	0	0	0	0	0	0
Asian White:	0	0	0	0	0	0	0	0
Black/African American & White:	0	0	0	0	0	0	0	0
American Indian/Alaskan Native & Black/African American:	0	0	0	0	0	0	0	0
Other multi-racial:	0	0	0	0	0	0	0	0
Asian/Pacific Islander:	0	0	0	0	0	0	0	0

PR03 - OXNARD

Page: 51 of 70



U.S. Department of Housing and Urban Development  
 Office of Community Planning and Development  
 Integrated Disbursement and Information System  
 CDBG Activity Summary Report (GPR) for Program Year 2023  
 OXNARD

Date: 26-Sep-2024  
 Time: 19:40  
 Page: 52

Hispanic:	0	0	0	0	0	0	0	0
<b>Total:</b>	<b>0</b>	<b>0</b>	<b>0</b>	<b>0</b>	<b>0</b>	<b>0</b>	<b>256</b>	<b>213</b>
Female-headed Households:	0	0	0	0	0	0	0	0
<i>Income Category:</i>								
	<b>Owner</b>	<b>Renter</b>	<b>Total</b>	<b>Person</b>				
Extremely Low	0	0	0	45				
Low Mod	0	0	0	192				
Moderate	0	0	0	19				
Non Low Moderate	0	0	0	0				
Total	0	0	0	256				
Percent Low/Mod				100.0%				

**Annual Accomplishments**

<b>Years</b>	<b>Accomplishment Narrative</b>	<b># Benefiting</b>
2023	FOR THE FIRST QUARTER, SERVICES WERE PROVIDED TO 163 YOUTH. FOR THE SECOND QUARTER, SERVICES PROVIDED TO 39 YOUTH. FOR THE THIRD QUARTER, SERVICES WERE PROVIDED TO 26 YOUTH. FOR THE FOURTH QUARTER, SERVICES WERE PROVIDED TO 28 YOUTH. FOR FY2023-24, SERVICES WERE PROVIDED TO 256 YOUTH. PROVIDED YOUTH ENRICHING ACTIVITIES SUCH AS EDUCATION- LEADERSHIP PROGRAM AND HOMEWORK HELPERS, ATHLETIC- BASKETBALL, AND RECREATIONAL-ARTS AND CRAFTS PROGRAMS.	

DRAFT



U.S. Department of Housing and Urban Development  
 Office of Community Planning and Development  
 Integrated Disbursement and Information System  
 CDBG Activity Summary Report (GPR) for Program Year 2023  
 OXNARD

Date: 26-Sep-2024  
 Time: 19:40  
 Page: 53

**PGM Year:** 2023  
**Project:** 0004 - ASSISTANCE FOR SENIOR RESIDENTS  
**IDIS Activity:** 2429 - B23 PS-PALM VISTA SENIOR CENTER  
**Status:** Open  
**Location:** 801 S C St Oxnard, CA 93030-7044  
**Objective:** Create suitable living environments  
**Outcome:** Availability/accessibility  
**Matrix Code:** Senior Services (05A)  
**National Objective:** LMC

**Activity to prevent, prepare for, and respond to Coronavirus:** No

**Initial Funding Date:** 03/25/2024

**Description:**

THE PROGRAM ENTAILS EDUCATIONAL, PHYSICAL AND SOCIAL ACTIVITIES TO IMPROVE THE QUALITY OF LIFE FOR SENIORS IN OXNARD. PALM VISTA SENIOR CENTER IS LOCATED IN CENSUS TRACT 8600, BLOCK GROUP 2, 85.87% LMI.

**Financing**

	Fund Type	Grant Year	Grant	Funded Amount	Drawn In Program Year	Drawn Thru Program Year
CDBG	EN	2023	B23MC060534	\$31,000.00	\$31,000.00	\$31,000.00
<b>Total</b>	<b>Total</b>			<b>\$31,000.00</b>	<b>\$31,000.00</b>	<b>\$31,000.00</b>

**Proposed Accomplishments**

People (General) : 100

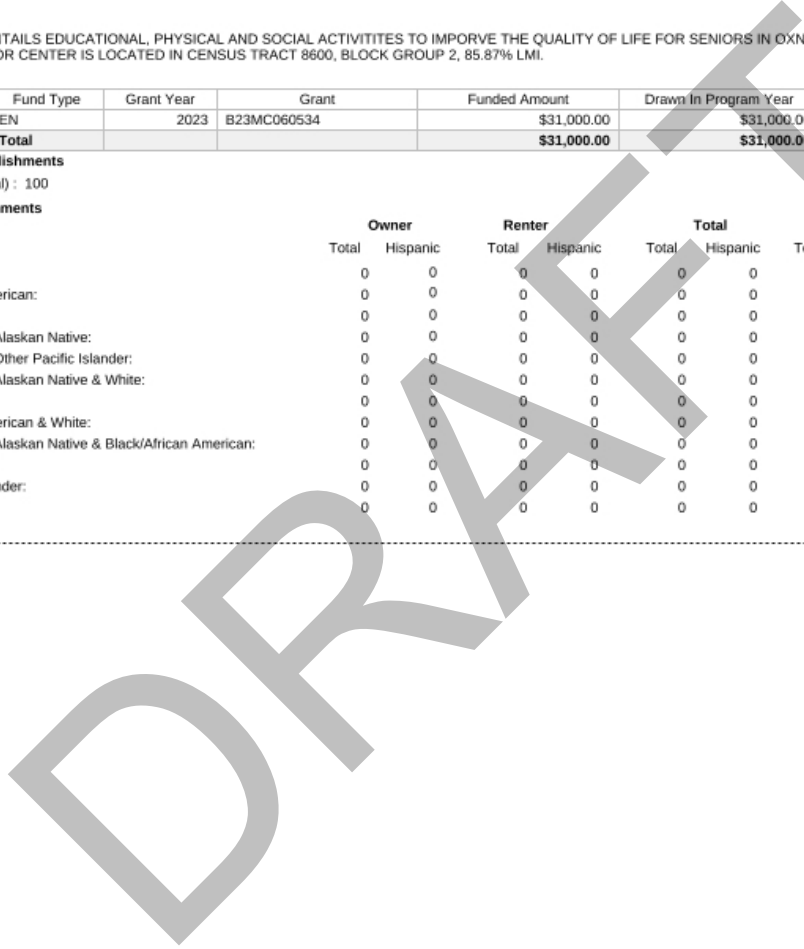
**Actual Accomplishments**

Number assisted:

	Owner		Renter		Total		Person	
	Total	Hispanic	Total	Hispanic	Total	Hispanic	Total	Hispanic
White:	0	0	0	0	0	0	16	0
Black/African American:	0	0	0	0	0	0	2	0
Asian:	0	0	0	0	0	0	9	0
American Indian/Alaskan Native:	0	0	0	0	0	0	0	0
Native Hawaiian/Other Pacific Islander:	0	0	0	0	0	0	0	0
American Indian/Alaskan Native & White:	0	0	0	0	0	0	0	0
Asian White:	0	0	0	0	0	0	0	0
Black/African American & White:	0	0	0	0	0	0	0	0
American Indian/Alaskan Native & Black/African American:	0	0	0	0	0	0	0	0
Other multi-racial:	0	0	0	0	0	0	96	96
Asian/Pacific Islander:	0	0	0	0	0	0	0	0
Hispanic:	0	0	0	0	0	0	0	0

PR03 - OXNARD

Page: 53 of 70







U.S. Department of Housing and Urban Development  
 Office of Community Planning and Development  
 Integrated Disbursement and Information System  
 CDBG Activity Summary Report (GPR) for Program Year 2023  
 OXNARD

Date: 26-Sep-2024  
 Time: 19:40  
 Page: 55

**PGM Year:** 2023  
**Project:** 0005 - OTHER PUBLIC SERVICES  
**IDIS Activity:** 2430 - B23 PS-SHELTER CARE RESOURCES  
**Status:** Open  
**Location:** 940 S A St Oxnard, CA 93030-7441  
**Objective:** Create suitable living environments  
**Outcome:** Availability/accessibility  
**Matrix Code:** Operating Costs of Homeless/AIDS Patients Programs (03T)  
**National Objective:** LMC

**Activity to prevent, prepare for, and respond to Coronavirus:** No

**Initial Funding Date:** 01/11/2024

**Description:**

GRANT FUNDING WILL BE USED FOR HOMELESS SERVICES IN OXNARD. SHELTER CARE RESOURCES IS LOCATED IN CENSUS TRACT 8600, BLOCK GROUP 3, 71.17% LMI.

**Financing**

	Fund Type	Grant Year	Grant	Funded Amount	Drawn In Program Year	Drawn Thru Program Year
CDBG	EN	2023	B23MC060534	\$19,743.00	\$19,743.00	\$19,743.00
<b>Total</b>	<b>Total</b>			<b>\$19,743.00</b>	<b>\$19,743.00</b>	<b>\$19,743.00</b>

**Proposed Accomplishments**

People (General) : 1,100

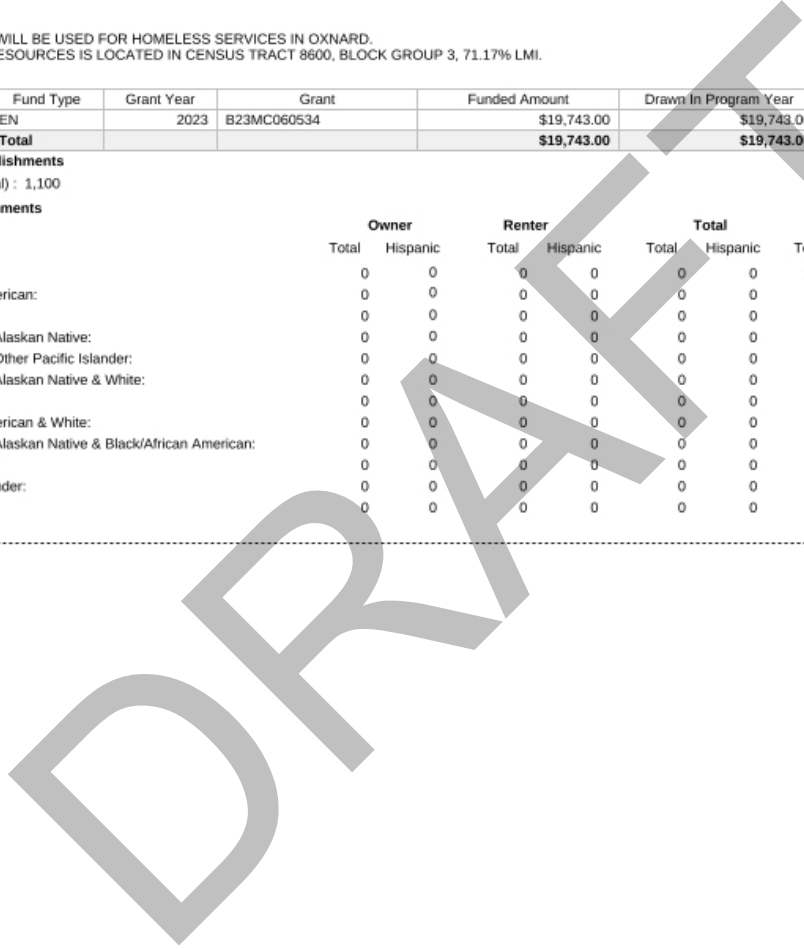
**Actual Accomplishments**

Number assisted:

	Owner		Renter		Total		Person	
	Total	Hispanic	Total	Hispanic	Total	Hispanic	Total	Hispanic
White:	0	0	0	0	0	0	1,376	1,342
Black/African American:	0	0	0	0	0	0	13	1
Asian:	0	0	0	0	0	0	5	0
American Indian/Alaskan Native:	0	0	0	0	0	0	2	1
Native Hawaiian/Other Pacific Islander:	0	0	0	0	0	0	1	0
American Indian/Alaskan Native & White:	0	0	0	0	0	0	0	0
Asian White:	0	0	0	0	0	0	0	0
Black/African American & White:	0	0	0	0	0	0	0	0
American Indian/Alaskan Native & Black/African American:	0	0	0	0	0	0	0	0
Other multi-racial:	0	0	0	0	0	0	584	584
Asian/Pacific Islander:	0	0	0	0	0	0	0	0
Hispanic:	0	0	0	0	0	0	0	0

PR03 - OXNARD

Page: 55 of 70





U.S. Department of Housing and Urban Development  
 Office of Community Planning and Development  
 Integrated Disbursement and Information System  
 CDBG Activity Summary Report (GPR) for Program Year 2023  
 OXNARD

Date: 26-Sep-2024  
 Time: 19:40  
 Page: 56

<b>Total:</b>									<b>1,981</b>	<b>1,928</b>
Female-headed Households:									0	0
<b>Income Category:</b>	<b>Owner</b>	<b>Renter</b>	<b>Total</b>	<b>Person</b>						
Extremely Low	0	0	0	1,976						
Low Mod	0	0	0	5						
Moderate	0	0	0	0						
Non Low Moderate	0	0	0	0						
Total	0	0	0	1,981						
Percent Low/Mod				100.0%						

**Annual Accomplishments**

<b>Years</b>	<b>Accomplishment Narrative</b>	<b># Benefiting</b>
2023	FOR THE FIRST QUARTER, HOMELESS SERVICES WERE PROVIDED TO 470 PEOPLE. FOR THE SECOND QUARTER, HOMELESS SERVICES WERE PROVIDED TO 464 PEOPLE. THE THIRD QUARTER, HOMELESS SERVICES WERE PROVIDED TO 610 PEOPLE. THE FOURTH QUARTER, HOMELESS SERVICES WERE PROVIDED TO 437 PEOPLE. FOR 2023-24, HOMELESS SERVICES WERE PROVIDED TO 1,981 PEOPLE. THE HOMELESS SERVICES OFFERED WERE CLOTHING, HYGIENE, HOUSING INFORMATION AND CASE MANAGEMENT.	

DRAFT





U.S. Department of Housing and Urban Development  
 Office of Community Planning and Development  
 Integrated Disbursement and Information System  
 CDBG Activity Summary Report (GPR) for Program Year 2023  
 OXNARD

Date: 26-Sep-2024  
 Time: 19:40  
 Page: 57

**PGM Year:** 2023  
**Project:** 0006 - YOUTH ACTIVITIES AND SERVICES  
**IDIS Activity:** 2431 - B23 PS-OXNARD PERFORMING ARTS CENTER-CREATIVE YOUTH DEVELOPMENT  
**Status:** Open  
**Location:** 800 Hobson Way Oxnard, CA 93030-6723  
**Objective:** Create suitable living environments  
**Outcome:** Availability/accessibility  
**Matrix Code:** Youth Services (05D)  
**National Objective:** LMC

**Activity to prevent, prepare for, and respond to Coronavirus:** No

**Initial Funding Date:** 03/25/2024

**Description:**

PROVIDE FREE YEAR-ROUND ART CLASSES AND CAMPS FOR LOW- AND MODERATE-INCOME YOUTH IN OXNARD. OXNARD PERFORMING ART CENTER IS LOCATED CENSUS TRACT 8600, BLOCK GROUP 2, 85.87% LMI.

**Financing**

	Fund Type	Grant Year	Grant	Funded Amount	Drawn In Program Year	Drawn Thru Program Year
CDBG	EN	2023	B23MC060534	\$19,857.25	\$19,857.25	\$19,857.25
<b>Total</b>	<b>Total</b>			<b>\$19,857.25</b>	<b>\$19,857.25</b>	<b>\$19,857.25</b>

**Proposed Accomplishments**

People (General) : 110

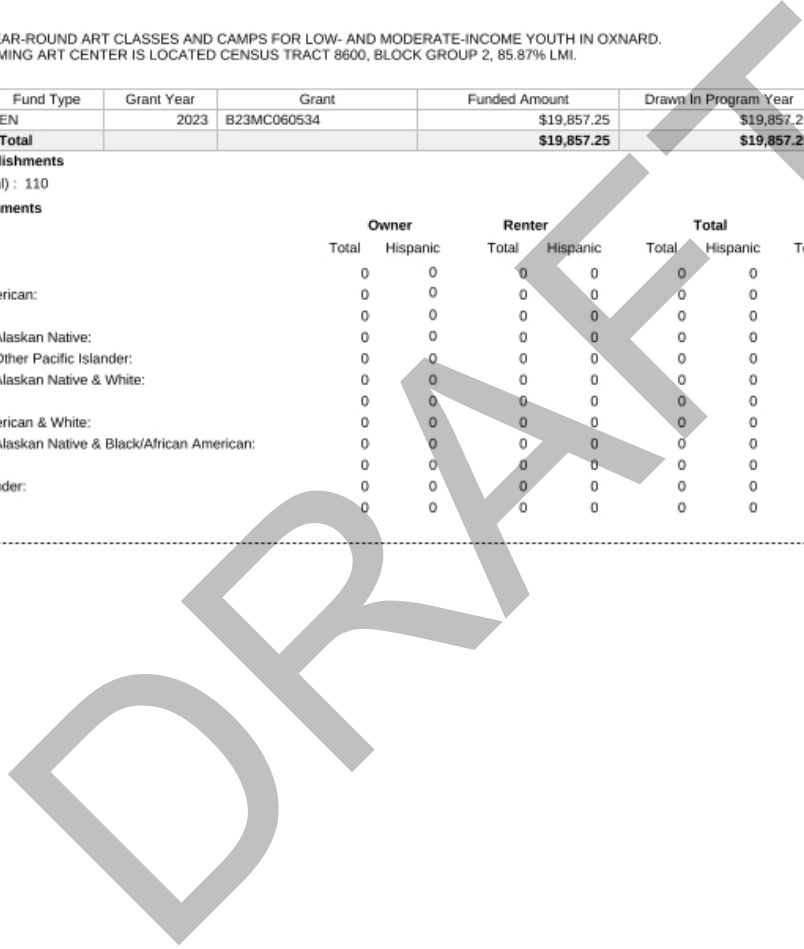
**Actual Accomplishments**

Number assisted:

	Owner		Renter		Total		Person	
	Total	Hispanic	Total	Hispanic	Total	Hispanic	Total	Hispanic
White:	0	0	0	0	0	0	82	81
Black/African American:	0	0	0	0	0	0	1	1
Asian:	0	0	0	0	0	0	0	0
American Indian/Alaskan Native:	0	0	0	0	0	0	2	2
Native Hawaiian/Other Pacific Islander:	0	0	0	0	0	0	6	6
American Indian/Alaskan Native & White:	0	0	0	0	0	0	0	0
Asian White:	0	0	0	0	0	0	0	0
Black/African American & White:	0	0	0	0	0	0	0	0
American Indian/Alaskan Native & Black/African American:	0	0	0	0	0	0	0	0
Other multi-racial:	0	0	0	0	0	0	11	11
Asian/Pacific Islander:	0	0	0	0	0	0	0	0
Hispanic:	0	0	0	0	0	0	0	0

PR03 - OXNARD

Page: 57 of 70





U.S. Department of Housing and Urban Development  
 Office of Community Planning and Development  
 Integrated Disbursement and Information System  
 CDBG Activity Summary Report (GPR) for Program Year 2023  
 OXNARD

Date: 26-Sep-2024  
 Time: 19:40  
 Page: 58

<b>Total:</b>									<b>102</b>	<b>101</b>
Female-headed Households:									0	0
<b>Income Category:</b>	<b>Owner</b>	<b>Renter</b>	<b>Total</b>		<b>Person</b>					
Extremely Low	0	0	0		58					
Low Mod	0	0	0		29					
Moderate	0	0	0		15					
Non Low Moderate	0	0	0		0					
Total	0	0	0		102					
Percent Low/Mod					100.0%					

**Annual Accomplishments**

<b>Years</b>	<b>Accomplishment Narrative</b>	<b># Benefiting</b>
2023	FOR THE FIRST QUARTER, SERVICES PROVIDED TO 17 YOUTH. THE SECOND QUARTER, SERVICES PROVIDED TO 15 YOUTH. THE THIRD QUARTER, SERVICES PROVIDED TO 44 YOUTH. THE FOURTH QUARTER, SERVICES PROVIDED TO 25 YOUTH. FOR FY 2023-24, SERVICES WERE PROVIDED TO 102 YOUTH. PROVIDED ART CLASSES EXPLORING TEXTURES, SHAPES, DEPTH AND CONTRAST, BALANCE, SPACE, AND UNIFIED COMPOSITION.	

DRAFT



U.S. Department of Housing and Urban Development  
 Office of Community Planning and Development  
 Integrated Disbursement and Information System  
 CDBG Activity Summary Report (GPR) for Program Year 2023  
 OXNARD

Date: 26-Sep-2024  
 Time: 19:40  
 Page: 59

**PGM Year:** 2023  
**Project:** 0005 - OTHER PUBLIC SERVICES  
**IDIS Activity:** 2432 - B23 PS-TURNING POINT FOUNDATION  
**Status:** Open  
**Location:** 536 E Thompson Blvd Ventura, CA 93001-2827  
**Objective:** Create suitable living environments  
**Outcome:** Availability/accessibility  
**Matrix Code:** Operating Costs of Homeless/AIDS Patients Programs (03T)  
**National Objective:** LMC

**Activity to prevent, prepare for, and respond to Coronavirus:** No

**Initial Funding Date:** 03/25/2024

**Description:**

THE PROJECT PROVIDES HOMELESS SERVICES FOR OXNARD.  
 THE ENTIRE CITY OF OXNARD IS 60.23% LMI.

**Financing**

	Fund Type	Grant Year	Grant	Funded Amount	Drawn In Program Year	Drawn Thru Program Year
CDBG	EN	2023	B23MC060534	\$35,000.00	\$35,000.00	\$35,000.00
<b>Total</b>	<b>Total</b>			<b>\$35,000.00</b>	<b>\$35,000.00</b>	<b>\$35,000.00</b>

**Proposed Accomplishments**

People (General) : 8

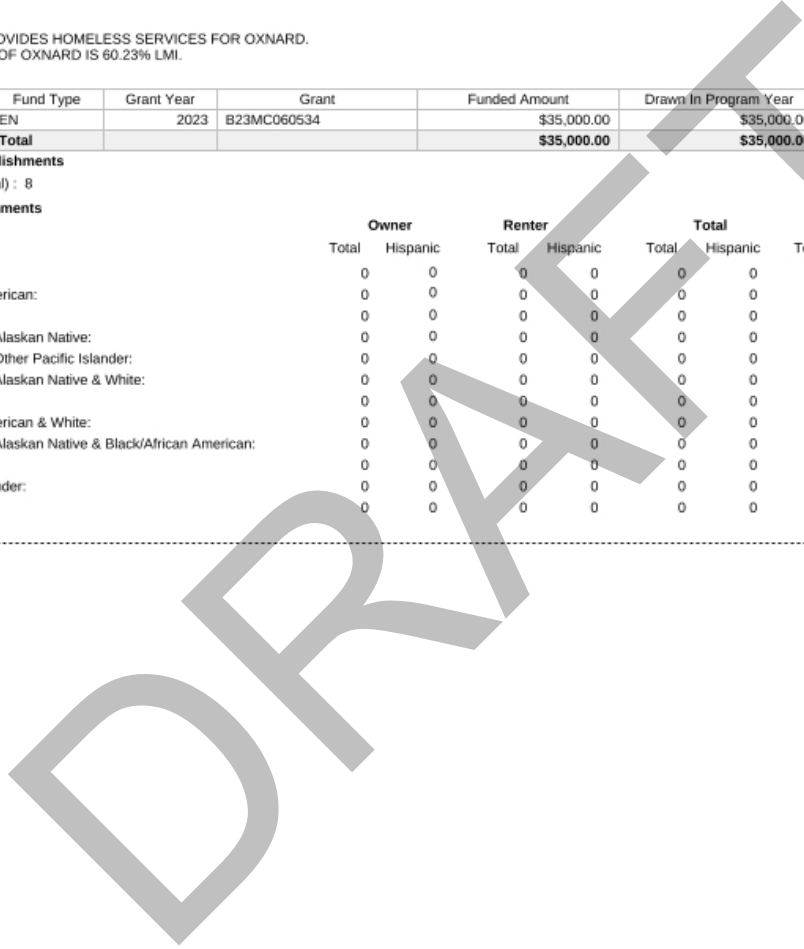
**Actual Accomplishments**

Number assisted:

	Owner		Renter		Total		Person	
	Total	Hispanic	Total	Hispanic	Total	Hispanic	Total	Hispanic
White:	0	0	0	0	0	0	9	5
Black/African American:	0	0	0	0	0	0	1	1
Asian:	0	0	0	0	0	0	0	0
American Indian/Alaskan Native:	0	0	0	0	0	0	0	0
Native Hawaiian/Other Pacific Islander:	0	0	0	0	0	0	0	0
American Indian/Alaskan Native & White:	0	0	0	0	0	0	0	0
Asian White:	0	0	0	0	0	0	0	0
Black/African American & White:	0	0	0	0	0	0	0	0
American Indian/Alaskan Native & Black/African American:	0	0	0	0	0	0	0	0
Other multi-racial:	0	0	0	0	0	0	0	0
Asian/Pacific Islander:	0	0	0	0	0	0	0	0
Hispanic:	0	0	0	0	0	0	0	0

PR03 - OXNARD

Page: 59 of 70





U.S. Department of Housing and Urban Development  
 Office of Community Planning and Development  
 Integrated Disbursement and Information System  
 CDBG Activity Summary Report (GPR) for Program Year 2023  
 OXNARD

Date: 26-Sep-2024  
 Time: 19:40  
 Page: 60

<b>Total:</b>									<b>10</b>	<b>6</b>
Female-headed Households:									0	0
<i>Income Category:</i>	<b>Owner</b>	<b>Renter</b>	<b>Total</b>		<b>Person</b>					
Extremely Low	0	0	0		10					
Low Mod	0	0	0		0					
Moderate	0	0	0		0					
Non Low Moderate	0	0	0		0					
Total	0	0	0		10					
Percent Low/Mod					100.0%					

**Annual Accomplishments**

<b>Years</b>	<b>Accomplishment Narrative</b>	<b># Benefiting</b>
2023	FOR THE FIRST QUARTER, HOMELESS SERVICES WERE PROVIDED TO 8 PEOPLE WITH MENTAL HEALTH CHALLENGES. FOR THE SECOND QUARTER, HOMELESS SERVICES WERE PROVIDED TO 2 PEOPLE WITH MENTAL HEALTH CHALLENGES. DURING THE PREVIOUS QUARTER, THE PROGRAM REACHED ITS ANNUAL GOAL OF TEN (10) UNDUPLICATED HOMELESS ADULTS WITH MENTAL HEALTH CHALLENGES. THE HOMELESS PROGRAM PROVIDED OVERNIGHT SHELTER, CASE MANAGEMENT, AND SUPPORT SERVICES AIMED AT STABILIZING MENTAL AND PHYSICAL HEALTH AND OBTAINING PERMANENT HOUSING.	

DRAFT



U.S. Department of Housing and Urban Development  
 Office of Community Planning and Development  
 Integrated Disbursement and Information System  
 CDBG Activity Summary Report (GPR) for Program Year 2023  
 OXNARD

Date: 26-Sep-2024  
 Time: 19:40  
 Page: 61

**PGM Year:** 2023  
**Project:** 0005 - OTHER PUBLIC SERVICES  
**IDIS Activity:** 2433 - B23 PS-CALIFORNIA LUTHERAN UNIVERSITY  
**Status:** Open  
**Location:** 2201 Outlet Center Dr Suite 600 Oxnard, CA 93036  
**Objective:** Create suitable living environments  
**Outcome:** Availability/accessibility  
**Matrix Code:** Mental Health Services (05O) **National Objective:** LMC

**Activity to prevent, prepare for, and respond to Coronavirus:** No

**Initial Funding Date:** 03/25/2024

**Description:**

The project provides mental health services to City of Oxnard residents who are low- and moderate income to participate in the psychological counseling services.

**Financing**

	Fund Type	Grant Year	Grant	Funded Amount	Drawn In Program Year	Drawn Thru Program Year
CDBG	EN	2023	B23MC060534	\$27,209.92	\$27,209.92	\$27,209.92
<b>Total</b>	<b>Total</b>			<b>\$27,209.92</b>	<b>\$27,209.92</b>	<b>\$27,209.92</b>

**Proposed Accomplishments**

People (General) : 33

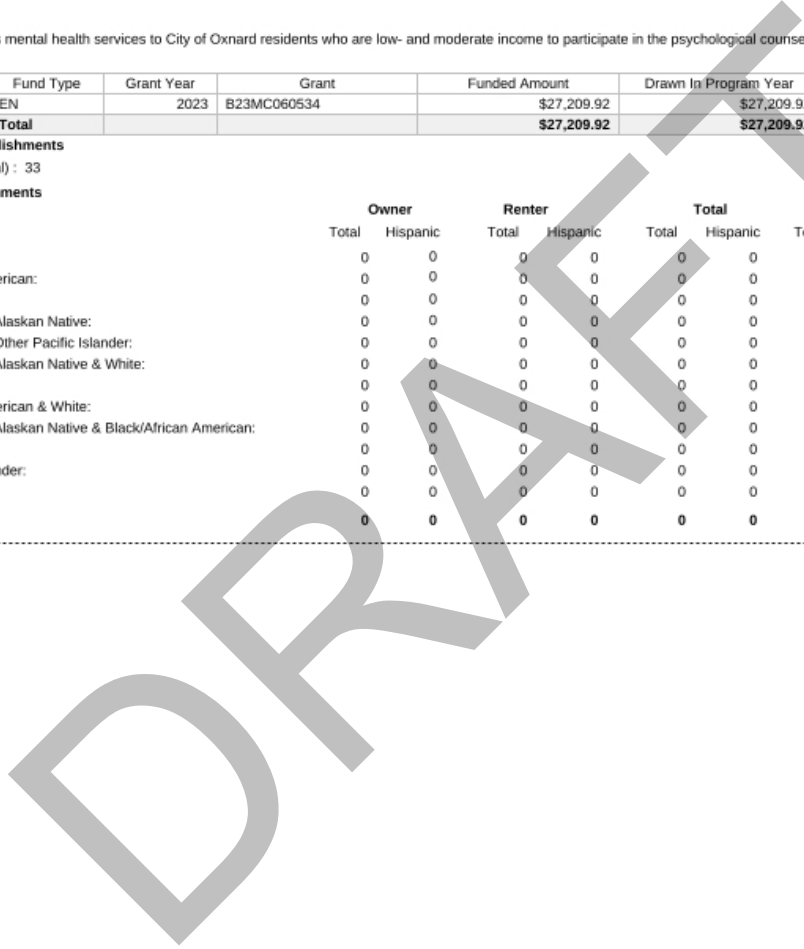
**Actual Accomplishments**

Number assisted:

	Owner		Renter		Total		Person	
	Total	Hispanic	Total	Hispanic	Total	Hispanic	Total	Hispanic
White:	0	0	0	0	0	0	17	10
Black/African American:	0	0	0	0	0	0	0	0
Asian:	0	0	0	0	0	0	0	0
American Indian/Alaskan Native:	0	0	0	0	0	0	0	0
Native Hawaiian/Other Pacific Islander:	0	0	0	0	0	0	0	0
American Indian/Alaskan Native & White:	0	0	0	0	0	0	0	0
Asian White:	0	0	0	0	0	0	0	0
Black/African American & White:	0	0	0	0	0	0	0	0
American Indian/Alaskan Native & Black/African American:	0	0	0	0	0	0	0	0
Other multi-racial:	0	0	0	0	0	0	0	0
Asian/Pacific Islander:	0	0	0	0	0	0	0	0
Hispanic:	0	0	0	0	0	0	0	0
<b>Total:</b>	<b>0</b>	<b>0</b>	<b>0</b>	<b>0</b>	<b>0</b>	<b>0</b>	<b>17</b>	<b>10</b>

PR03 - OXNARD

Page: 61 of 70





U.S. Department of Housing and Urban Development  
 Office of Community Planning and Development  
 Integrated Disbursement and Information System  
 CDBG Activity Summary Report (GPR) for Program Year 2023  
 OXNARD

Date: 26-Sep-2024  
 Time: 19:40  
 Page: 62

Female-headed Households:	0	0	0	
<i>Income Category:</i>	<b>Owner</b>	<b>Renter</b>	<b>Total</b>	<b>Person</b>
Extremely Low	0	0	0	2
Low Mod	0	0	0	10
Moderate	0	0	0	5
Non Low Moderate	0	0	0	0
Total	0	0	0	17
Percent Low/Mod				100.0%

**Annual Accomplishments**

Years	Accomplishment Narrative	# Benefiting
2023	FOR THE FIRST QUARTER, IN EARLY STAGES OF IMPLEMENTATION AND ZERO OXNARD RESIDENT WERE PROVIDED MENTAL HEALTH SERVICES. FOR THE SECOND QUARTER, 6 LOW- AND MODERATE INCOME OXNARD RESIDENTS WERE OFFERED PSYCHOLOGICAL COUNSELING SERVICES AND A TOTAL OF 37 SESSION HOURS WERE PROVIDED. FOR THE THIRD QUARTER, 6 LOW- AND MODERATE-INCOME OXNARD RESIDENTS WERE OFFERED SERVICES AND A TOTAL OF 68 SESSION HOURS WERE PROVIDED. FOR THE FOURTH QUARTER, 5 LOW- AND MODERATE-INCOME OXNARD RESIDENTS WERE OFFERED SERVICES AND A TOTAL OF 103 SESSION HOURS WERE PROVIDED. A TOTAL OF 17 OXNARD RESIDENTS WERE SERVED AND A TOTAL OF 208 SESSIONS HOURS WERE PROVIDED IN FY 2023-24. ADDITIONALLY, DURING THE YEAR OUTREACH OCCURED TO COMMUNITY ORGANIZATIONS AND EDUCATIONAL INSTITUTIONS.	

DRAFT



U.S. Department of Housing and Urban Development  
 Office of Community Planning and Development  
 Integrated Disbursement and Information System  
 CDBG Activity Summary Report (GPR) for Program Year 2023  
 OXNARD

Date: 26-Sep-2024  
 Time: 19:40  
 Page: 63

**PGM Year:** 2023  
**Project:** 0004 - ASSISTANCE FOR SENIOR RESIDENTS  
**IDIS Activity:** 2434 - B23 PS-OXNARD HOUSING AUTHORITY  
**Status:** Open  
**Location:** 401 S C St Oxnard, CA 93030-5902  
**Objective:** Create suitable living environments  
**Outcome:** Availability/accessibility  
**Matrix Code:** Senior Services (05A)  
**National Objective:** LMC

**Activity to prevent, prepare for, and respond to Coronavirus:** No

**Initial Funding Date:** 03/25/2024

**Description:**

THE PROGRAM ENTAILS EDUCATIONAL, PHYSICAL AND SOCIAL ACTIVITIES TO IMPROVE THE QUALITY OF LIFE FOR SENIORS IN OXNARD.

**Financing**

	Fund Type	Grant Year	Grant	Funded Amount	Drawn In Program Year	Drawn Thru Program Year
CDBG	EN	2023	B23MC060534	\$33,042.18	\$33,042.18	\$33,042.18
<b>Total</b>	<b>Total</b>			<b>\$33,042.18</b>	<b>\$33,042.18</b>	<b>\$33,042.18</b>

**Proposed Accomplishments**

People (General) : 45

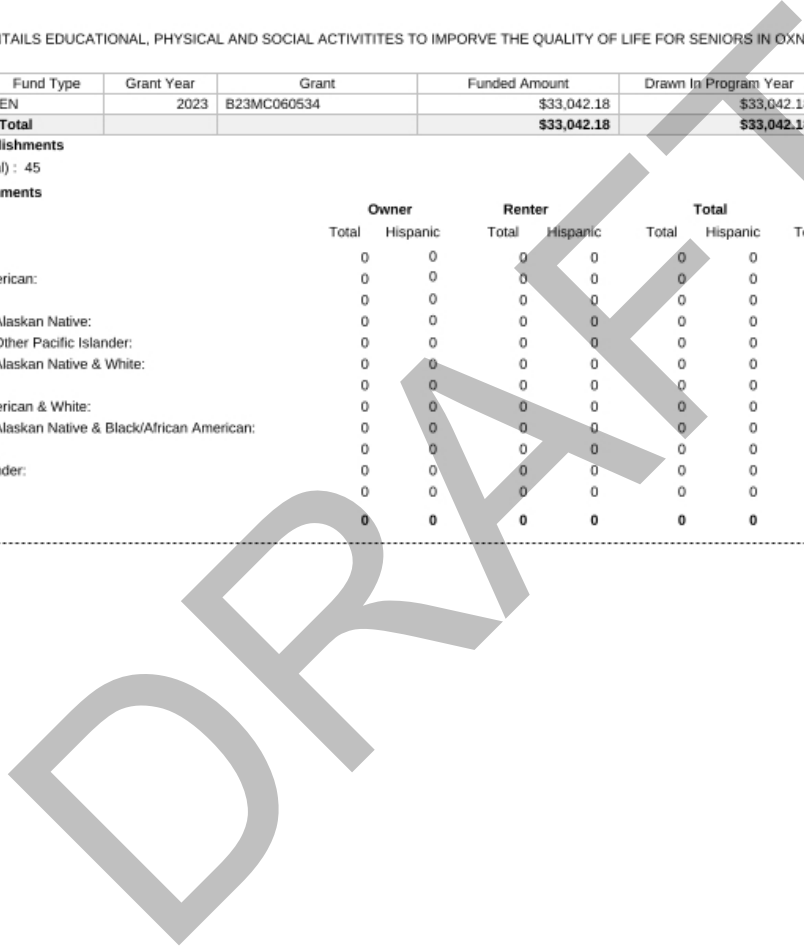
**Actual Accomplishments**

Number assisted:

	Owner		Renter		Total		Person	
	Total	Hispanic	Total	Hispanic	Total	Hispanic	Total	Hispanic
White:	0	0	0	0	0	0	107	98
Black/African American:	0	0	0	0	0	0	4	0
Asian:	0	0	0	0	0	0	3	0
American Indian/Alaskan Native:	0	0	0	0	0	0	0	0
Native Hawaiian/Other Pacific Islander:	0	0	0	0	0	0	0	0
American Indian/Alaskan Native & White:	0	0	0	0	0	0	0	0
Asian White:	0	0	0	0	0	0	0	0
Black/African American & White:	0	0	0	0	0	0	0	0
American Indian/Alaskan Native & Black/African American:	0	0	0	0	0	0	0	0
Other multi-racial:	0	0	0	0	0	0	0	0
Asian/Pacific Islander:	0	0	0	0	0	0	0	0
Hispanic:	0	0	0	0	0	0	0	0
<b>Total:</b>	<b>0</b>	<b>0</b>	<b>0</b>	<b>0</b>	<b>0</b>	<b>0</b>	<b>114</b>	<b>98</b>

PR03 - OXNARD

Page: 63 of 70





U.S. Department of Housing and Urban Development  
 Office of Community Planning and Development  
 Integrated Disbursement and Information System  
 CDBG Activity Summary Report (GPR) for Program Year 2023  
 OXNARD

Date: 26-Sep-2024  
 Time: 19:40  
 Page: 64

Female-headed Households:			0	0	0
<i>Income Category:</i>	<b>Owner</b>	<b>Renter</b>	<b>Total</b>	<b>Person</b>	
Extremely Low	0	0	0	114	
Low Mod	0	0	0	0	
Moderate	0	0	0	0	
Non Low Moderate	0	0	0	0	
Total	0	0	0	114	
Percent Low/Mod				100.0%	

**Annual Accomplishments**

Years	Accomplishment Narrative	# Benefiting
2023	FOR THE FIRST QUARTER, SERVICES WERE PROVIDED TO 0 SENIORS. FOR THE SECOND QUARTER, SENIOR SERVICES PROVIDED TO 40 SENIORS. FOR THE THIRD QUARTER, SENIOR SERVICES PROVIDED TO 44 SENIORS. FOR THE FOURTH QUARTER, SENIOR SERVICES PROVIDED TO 30 SENIORS. FOR FY 2023-24 114 SENIORS WERE PROVIDED SENIOR SERVICES. SENIORS WERE ASSISTED WITH DIRECT SERVICES OR REFERRALS TO RESOURCES IN THE COMMUNITY RANGING FROM HEALTH, TRANSPORTATION, REASONABLE ACCOMMODATIONS, AND HOUSING.	

DRAFT





U.S. Department of Housing and Urban Development  
 Office of Community Planning and Development  
 Integrated Disbursement and Information System  
 CDBG Activity Summary Report (GPR) for Program Year 2023  
 OXNARD

Date: 26-Sep-2024  
 Time: 19:40  
 Page: 65

**PGM Year:** 2023  
**Project:** 0010 - ADMINISTRATION  
**IDIS Activity:** 2437 - B23 ADMINISTRATION- GRANTS MANAGEMENT  
**Status:** Open  
**Location:** ,  
**Objective:**  
**Outcome:**  
**Matrix Code:** General Program Administration (21A) **National Objective:**

**Activity to prevent, prepare for, and respond to Coronavirus:** No

**Initial Funding Date:** 01/11/2024

**Description:**  
 Administration activities for CDBG program.

**Financing**

	Fund Type	Grant Year	Grant	Funded Amount	Drawn In Program Year	Drawn Thru Program Year
CDBG	AD	2023	B23MC060534	\$355,375.57	\$355,375.57	\$355,375.57
	PI			\$1,305.00	\$1,305.00	\$1,305.00
<b>Total</b>	<b>Total</b>			<b>\$356,680.57</b>	<b>\$356,680.57</b>	<b>\$356,680.57</b>

**Proposed Accomplishments**

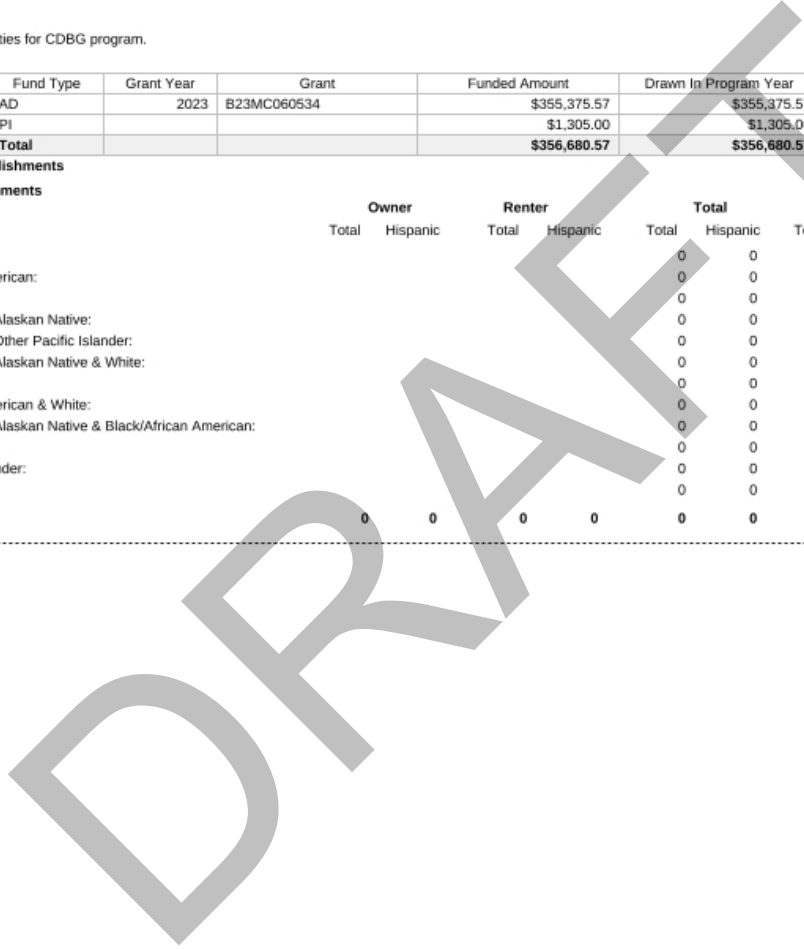
**Actual Accomplishments**

Number assisted:

	Owner		Renter		Total		Person	
	Total	Hispanic	Total	Hispanic	Total	Hispanic	Total	Hispanic
White:	0	0	0	0	0	0	0	0
Black/African American:	0	0	0	0	0	0	0	0
Asian:	0	0	0	0	0	0	0	0
American Indian/Alaskan Native:	0	0	0	0	0	0	0	0
Native Hawaiian/Other Pacific Islander:	0	0	0	0	0	0	0	0
American Indian/Alaskan Native & White:	0	0	0	0	0	0	0	0
Asian White:	0	0	0	0	0	0	0	0
Black/African American & White:	0	0	0	0	0	0	0	0
American Indian/Alaskan Native & Black/African American:	0	0	0	0	0	0	0	0
Other multi-racial:	0	0	0	0	0	0	0	0
Asian/Pacific Islander:	0	0	0	0	0	0	0	0
Hispanic:	0	0	0	0	0	0	0	0
<b>Total:</b>	<b>0</b>	<b>0</b>	<b>0</b>	<b>0</b>	<b>0</b>	<b>0</b>	<b>0</b>	<b>0</b>

PR03 - OXNARD

Page: 65 of 70





Female-headed Households:

0

Income Category:

	Owner	Renter	Total	Person
Extremely Low			0	
Low Mod			0	
Moderate			0	
Non Low Moderate			0	
Total	0	0	0	0
Percent Low/Mod				

Annual Accomplishments

No data returned for this view. This might be because the applied filter excludes all data.

DRAFT



U.S. Department of Housing and Urban Development  
 Office of Community Planning and Development  
 Integrated Disbursement and Information System  
 CDBG Activity Summary Report (GPR) for Program Year 2023  
 OXNARD

Date: 26-Sep-2024  
 Time: 19:40  
 Page: 67

**PGM Year:** 2023  
**Project:** 0011 - SITE ACQUISITION  
**IDIS Activity:** 2444 - 201 SOUTH D STREET- OHA ACQUISITION  
**Status:** Open  
**Location:** 201 S D St Oxnard, CA 93030-5722  
**Objective:** Provide decent affordable housing  
**Outcome:** Affordability  
**Matrix Code:** Acquisition for Rehabilitation (14G) **National Objective:** LMH

**Activity to prevent, prepare for, and respond to Coronavirus:** No

**Initial Funding Date:** 08/28/2024

**Description:**  
 Acquisition of Real Property at 201 South D Street by Oxnard Housing Authority  
**Financing**

	Fund Type	Grant Year	Grant	Funded Amount	Drawn In Program Year	Drawn Thru Program Year
CDBG	EN	2018	B18MC060534	\$129,064.25	\$129,064.25	\$129,064.25
		2019	B19MC060534	\$290,109.00	\$290,109.00	\$290,109.00
		2020	B20MC060534	\$459,741.98	\$459,741.98	\$459,741.98
		2021	B21MC060534	\$1,530,553.22	\$1,530,553.22	\$1,530,553.22
<b>Total</b>	<b>Total</b>			<b>\$2,409,468.45</b>	<b>\$2,409,468.45</b>	<b>\$2,409,468.45</b>

**Proposed Accomplishments**

Housing Units : 10

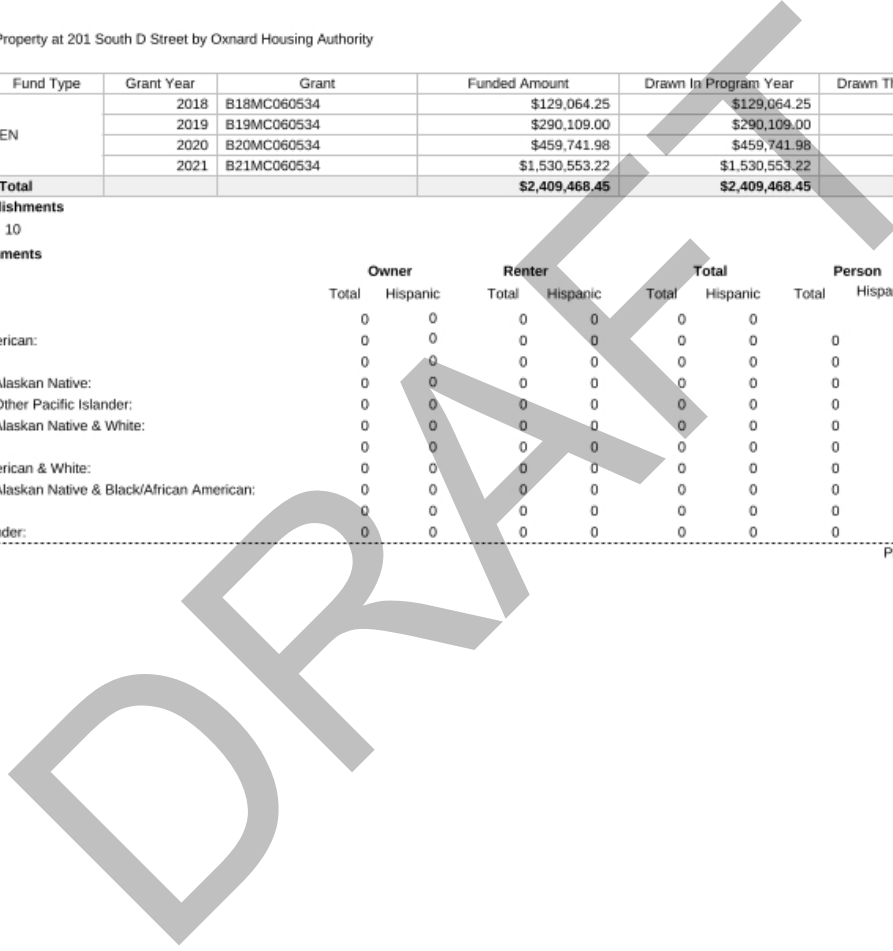
**Actual Accomplishments**

Number assisted:

	Owner		Renter		Total		Person	
	Total	Hispanic	Total	Hispanic	Total	Hispanic	Total	Hispanic
White:	0	0	0	0	0	0	0	0
Black/African American:	0	0	0	0	0	0	0	0
Asian:	0	0	0	0	0	0	0	0
American Indian/Alaskan Native:	0	0	0	0	0	0	0	0
Native Hawaiian/Other Pacific Islander:	0	0	0	0	0	0	0	0
American Indian/Alaskan Native & White:	0	0	0	0	0	0	0	0
Asian White:	0	0	0	0	0	0	0	0
Black/African American & White:	0	0	0	0	0	0	0	0
American Indian/Alaskan Native & Black/African American:	0	0	0	0	0	0	0	0
Other multi-racial:	0	0	0	0	0	0	0	0
Asian/Pacific Islander:	0	0	0	0	0	0	0	0

PR03 - OXNARD

Page: 67 of 70





U.S. Department of Housing and Urban Development  
 Office of Community Planning and Development  
 Integrated Disbursement and Information System  
 CDBG Activity Summary Report (GPR) for Program Year 2023  
 OXNARD

Date: 26-Sep-2024  
 Time: 19:40  
 Page: 68

Hispanic:	0	0	0	0	0	0	0	0
<b>Total:</b>	<b>0</b>	<b>0</b>	<b>0</b>	<b>0</b>	<b>0</b>	<b>0</b>	<b>0</b>	<b>0</b>
Female-headed Households:	0	0	0	0	0	0	0	0
<i>Income Category:</i>								
	<b>Owner</b>	<b>Renter</b>	<b>Total</b>	<b>Person</b>				
Extremely Low	0	0	0	0				
Low Mod	0	0	0	0				
Moderate	0	0	0	0				
Non Low Moderate	0	0	0	0				
Total	0	0	0	0				
Percent Low/Mod								

**Annual Accomplishments**

<b>Years</b>	<b>Accomplishment Narrative</b>	<b># Benefiting</b>
2023	Acquisition of Real Property with a ten-unit multi-family development by the Oxnard Housing Authority in May 2024. Site address is 201 South D Street, Oxnard, CA 93030. The real property improvements will occur in next fiscal year.	

DRAFT



U.S. Department of Housing and Urban Development  
 Office of Community Planning and Development  
 Integrated Disbursement and Information System  
 CDBG Activity Summary Report (GPR) for Program Year 2023  
 OXNARD

Date: 26-Sep-2024  
 Time: 19:40  
 Page: 69

**PGM Year:** 2023  
**Project:** 0009 - PUBLIC FACILITY & IMPROVEMENT  
**IDIS Activity:** 2446 - NEIGHBORHOOD IMPROVEMENT PROJECTS - 131 EAST 7TH STREET  
**Status:** Open **Objective:** Provide decent affordable housing  
**Location:** 131 E 7th St Oxnard, CA 93030-7118 **Outcome:** Affordability  
**Matrix Code:** Acquisition of Real Property (01) **National Objective:** LMA

**Activity to prevent, prepare for, and respond to Coronavirus:** No

**Initial Funding Date:** 09/24/2024

**Description:**  
 Acquisition of property at 131 East 7th Street and vacant lot at 6th St and Meta St in Oxnard.

**Financing**

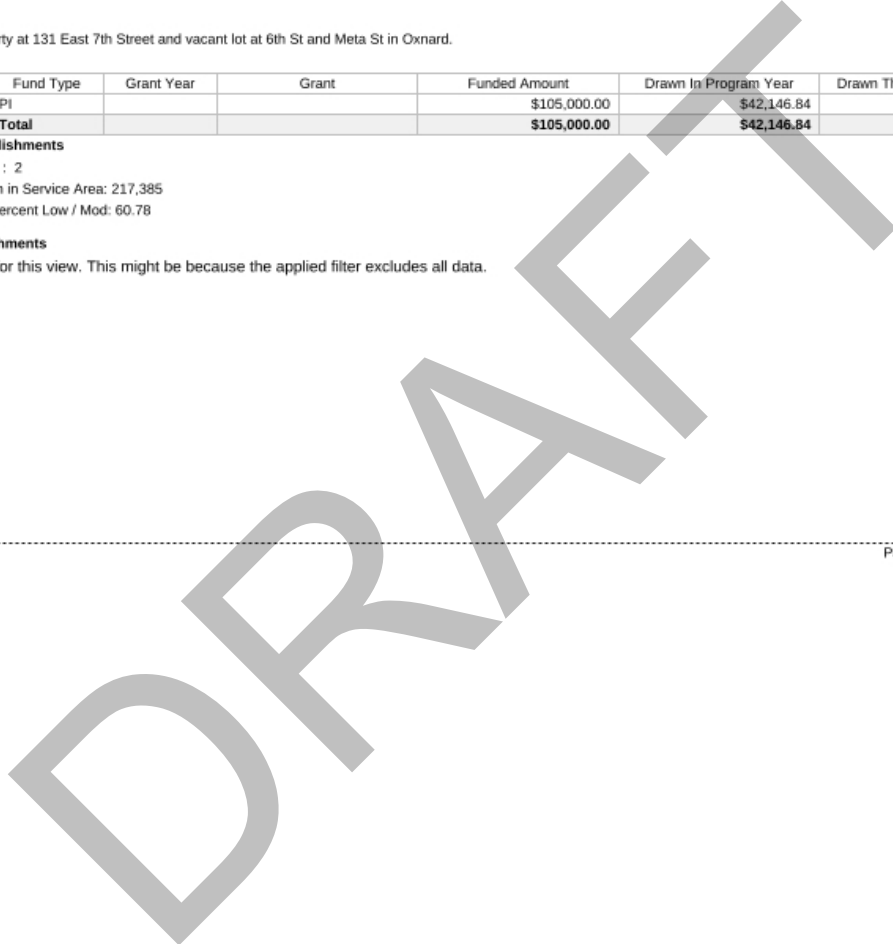
	Fund Type	Grant Year	Grant	Funded Amount	Drawn In Program Year	Drawn Thru Program Year
CDBG	PI			\$105,000.00	\$42,146.84	\$42,146.84
<b>Total</b>	<b>Total</b>			<b>\$105,000.00</b>	<b>\$42,146.84</b>	<b>\$42,146.84</b>

**Proposed Accomplishments**

Public Facilities : 2  
 Total Population in Service Area: 217,385  
 Census Tract Percent Low / Mod: 60.78

**Annual Accomplishments**

No data returned for this view. This might be because the applied filter excludes all data.





U.S. Department of Housing and Urban Development  
Office of Community Planning and Development  
Integrated Disbursement and Information System  
CDBG Activity Summary Report (GPR) for Program Year 2023  
OXNARD

Date: 26-Sep-2024  
Time: 19:40  
Page: 70

---

<b>Total Funded Amount:</b>	<b>\$27,152,278.76</b>
<b>Total Drawn Thru Program Year:</b>	<b>\$26,099,299.91</b>
<b>Total Drawn in Program Year:</b>	<b>\$4,497,520.05</b>

DRAFT

**EXHIBIT V**

CDBG Summary of Accomplishments for Program Year 202 - PR 23

DRAFT



U.S. Department of Housing and Urban Development  
 Office of Community Planning and Development  
 Integrated Disbursement and Information System  
 CDBG Activity Summary Report (GPR) for Program Year 2023  
 OXNARD

Date: 26-Sep-2024  
 Time: 19:40  
 Page: 1

**PGM Year:** 1994  
**Project:** 0002 - CONVERTED CDBG ACTIVITIES  
**IDIS Activity:** 2 - CDBG COMMITTED FUNDS ADJUSTMENT  
**Status:** Open 6/30/1995 12:00:00 AM  
**Location:** ,

**Objective:**  
**Outcome:**  
**Matrix Code:** Other Public Improvements Not Listed in 03A-03S (03Z) **National Objective:**

**Activity to prevent, prepare for, and respond to Coronavirus:** No

**Initial Funding Date:** 01/01/0001

**Description:**

**Financing**

	Fund Type	Grant Year	Grant	Funded Amount	Drawn In Program Year	Drawn Thru Program Year
CDBG	EN	Pre-2015		\$18,213,303.94	\$0.00	\$0.00
		1988	B88MC060534		\$0.00	\$1,861,000.00
		1989	B89MC060534		\$0.00	\$1,925,000.00
		1990	B90MC060534		\$0.00	\$1,840,000.00
		1991	B91MC060534		\$0.00	\$2,056,000.00
		1992	B92MC060534		\$0.00	\$2,200,000.00
		1993	B93MC060534		\$0.00	\$2,616,000.00
		1994	B94MC060534		\$0.00	\$2,849,000.00
		1995	B95MC060534		\$0.00	\$2,866,303.94
		<b>Total</b>	<b>Total</b>			<b>\$18,213,303.94</b>

**Proposed Accomplishments**

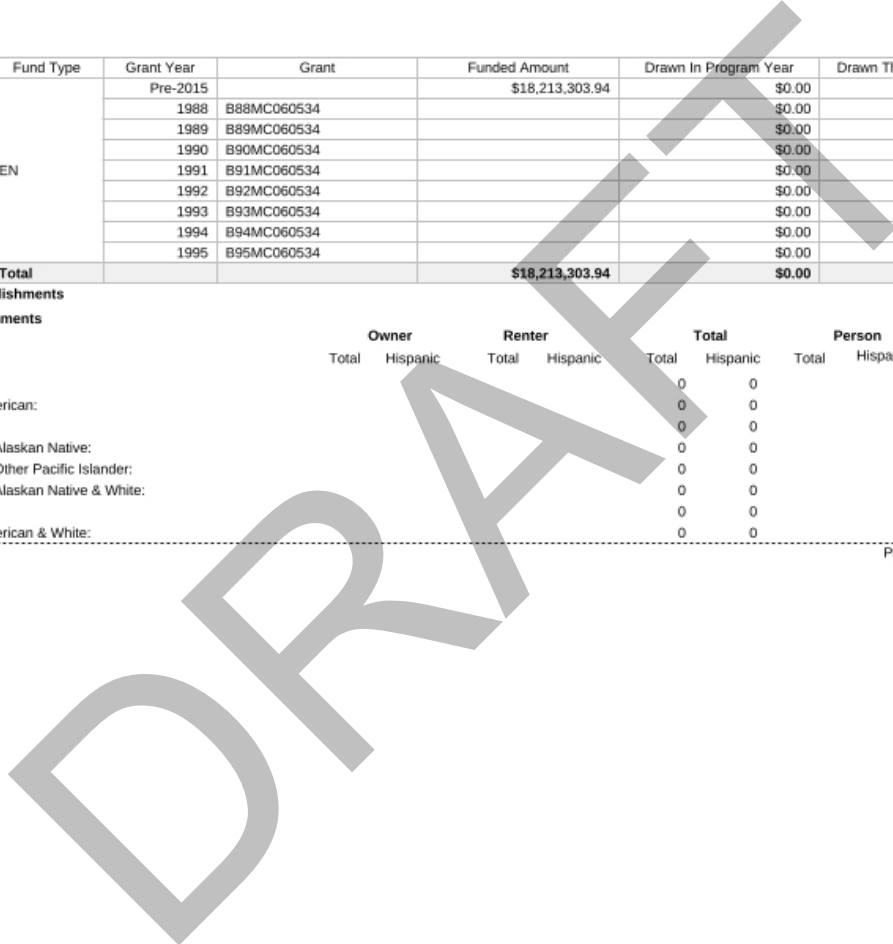
**Actual Accomplishments**

**Number assisted:**

	Owner		Renter		Total		Person	
	Total	Hispanic	Total	Hispanic	Total	Hispanic	Total	Hispanic
White:	0	0	0	0	0	0	0	0
Black/African American:	0	0	0	0	0	0	0	0
Asian:	0	0	0	0	0	0	0	0
American Indian/Alaskan Native:	0	0	0	0	0	0	0	0
Native Hawaiian/Other Pacific Islander:	0	0	0	0	0	0	0	0
American Indian/Alaskan Native & White:	0	0	0	0	0	0	0	0
Asian White:	0	0	0	0	0	0	0	0
Black/African American & White:	0	0	0	0	0	0	0	0

PR03 - OXNARD

Page: 1 of 70







U.S. Department of Housing and Urban Development  
 Office of Community Planning and Development  
 Integrated Disbursement and Information System  
 CDBG Activity Summary Report (GPR) for Program Year 2023  
 OXNARD

Date: 26-Sep-2024  
 Time: 19:40  
 Page: 2

American Indian/Alaskan Native & Black/African American:					0	0		
Other multi-racial:					0	0		
Asian/Pacific Islander:					0	0		
Hispanic:					0	0		
<b>Total:</b>	<b>0</b>	<b>0</b>	<b>0</b>	<b>0</b>	<b>0</b>	<b>0</b>	<b>0</b>	<b>0</b>

Female-headed Households: 0

Income Category:	Owner	Renter	Total	Person
Extremely Low			0	
Low Mod			0	
Moderate			0	
Non Low Moderate			0	
Total	0	0	0	0
Percent Low/Mod				

**Annual Accomplishments**

No data returned for this view. This might be because the applied filter excludes all data.

DRAFT



U.S. Department of Housing and Urban Development  
 Office of Community Planning and Development  
 Integrated Disbursement and Information System  
 CDBG Activity Summary Report (GPR) for Program Year 2023  
 OXNARD

Date: 26-Sep-2024  
 Time: 19:40  
 Page: 3

**PGM Year:** 2017  
**Project:** 0005 - INFRASTRUCTURE AND PUBLIC FACILITIES  
**IDIS Activity:** 2190 - DB-17 COMM CENTER EAST PARK IMP  
**Status:** Open  
**Location:** 800 Hobson Way Oxnard, CA 93030-6723  
**Objective:** Provide decent affordable housing  
**Outcome:** Affordability  
**Matrix Code:** Parks, Recreational Facilities (03F) **National Objective:** LMA

**Activity to prevent, prepare for, and respond to Coronavirus:** No

**Initial Funding Date:** 02/13/2018

**Description:**

CDBG FUNDING WILL BE USED TO MAKE IMPROVEMENTS TO OXNARD'S COMMUNITY CENTER EAST PARK. COMMUNITY CENTER EAST PARK IS LOCATED AT CENSUS TRACT 8600, BLOCK GROUP 2,85.87% LMI.

**Financing**

	Fund Type	Grant Year	Grant	Funded Amount	Drawn In Program Year	Drawn Thru Program Year
CDBG	EN	2016	B16MC060534	\$30,000.00	\$0.00	\$30,000.00
		2017	B17MC060534	\$412,007.29	\$0.00	\$412,007.29
		2018	B18MC060534	\$429,230.89	\$0.00	\$429,230.89
		2022	B22MC060534	\$11,683.82	\$0.00	\$0.00
<b>Total</b>	<b>Total</b>			<b>\$882,922.00</b>	<b>\$0.00</b>	<b>\$871,238.18</b>

**Proposed Accomplishments**

Public Facilities : 1  
 Total Population in Service Area: 7,570  
 Census Tract Percent Low / Mod: 74.31

**Annual Accomplishments**

Years	Accomplishment Narrative	# Benefiting
2017	FOR QUARTERS ONE THROUGH THREE, THE DESIGN FOR THE RESTROOM RELOCATION WAS HALF COMPLETED. FOR THE FOURTH QUARTER, THE REDESIGN CONSTRUCTION OF THE RESTROOM IS 75% COMPLETE. FOR FY2017-18: BUILDING PLANS WERE UPDATED, CONSTRUCTION DOCUMENTS WERE SUBMITTED, AND THE PROJECT WENT OUT TO BID.	
2018	FOR THE FIRST QUARTER, THE FIRST PLAN REVIEW COMMENTS WERE RECEIVED. THIS RESULTED IN THE CITY'S REQUEST TO STUDY AN ALTERNATE LOCATION AND THE POSSIBLY OF USING A PREFAB RESTROOM BUILDING. FOR THE SECOND QUARTER, FEEDBACK WAS RECEIVED FROM THE PARKS AND POLICE DEPARTMENTS ON THE ALTERNATE LOCATION. AND, A COST ESTIMATE FOR THE PREFAB BUILDING WAS RECEIVED. FOR THE THIRD QUARTER, NO SERVICES WERE RENDERED. FOR THE FOURTH QUARTER, NO SERVICES WERE RENDERED. HOWEVER, CONSTRUCTION WILL BEGIN NEXT QUARTER. FOR FY2018-19, THIS PROJECT WAS IN THE "DESIGN" STAGE.	



U.S. Department of Housing and Urban Development  
 Office of Community Planning and Development  
 Integrated Disbursement and Information System  
 CDBG Activity Summary Report (GPR) for Program Year 2023  
 OXNARD

Date: 26-Sep-2024  
 Time: 19:40  
 Page: 4

Years	Accomplishment Narrative	# Benefiting
2019	FOR THE FIRST QUARTER, PLANS WITH ENGINEER WERE FINALIZED AND PLANS WERE MADE TO GO OUT TO BID IN EARLY 2020. FOR THE SECOND AND THIRD QUARTERS, ECG WAS HIRED TO COMPLETE THE PROJECT. FOR THE FOURTH QUARTER, DESIGN IS AT 90%. FOR FISCAL YEAR 2019-20; DESIGN WAS AND THE PLAN CHECK STAGE WAS ONGOING. FOR THE FIRST QUARTER OF FY2021, PROJECT MANAGER WAITING FOR PURCHASING TO ORDER THE RESTROOMS.	
2020	FOR THE FIRST QUARTER, NO SERVICES WERE RENDERED. FOR THE SECOND QUARTER, NO SERVICES WERE RENDERED. FOR THE THIRD QUARTER, A MODULAR RESTROOM WAS PURCHASED. FOR THE FOURTH QUARTER, PROJECT MANAGEMENT AND PREPARATION OF PLANS, SPECIFICATIONS, AND ESTIMATES FOR BIDDING PURPOSES WERE DONE.	
2021	FOR THE FIRST QUARTER, PLAY EQUIPMENT WAS PURCHASED. FOR THE SECOND QUARTER, DESIGN WORK WAS DONE. FOR THE THIRD QUARTER, MATERIAL IS ON HAND AND PROJECT IS OUT TO BID. FOR THE FOURTH QUARTER, RESTROOM FACILITY BIDS WERE RECEIVED.	
2022	FOR THE FIRST QUARTER, CONSTRUCTION BID PACKAGE UNDERWAY. FOR THE SECOND QUARTER, PROJECT WAS DELAYED DUE TO NEPA PAPERWORK IN ORDER TO PUT THE PROJECT OUT TO BID. FOR THE THIRD QUARTER, EXELOO RESTROOM INSTALLED AND AWAITING ELECTRICAL PLANS APPROVAL TO INSTALL LIGHT POLES. CONTINUED CONSTRUCTION BID PACKAGE UNDERWAY. FOR THE FOURTH QUARTER, RESTROOM ALMOST FINISHED; WALK-THROUGH OCCURRED IN JUNE AND ANTICIPATES TO BE OPEN TO THE PUBLIC IN JULY. CONSTRUCTION AGREEMENT APPROVAL ANTICIPATED IN JULY AND CONSTRUCTION FOR THE PLAYGROUND WILL START SOON THERE AFTER.	
2023	IN FY 2023-24, QUARTER 1 NOTICE TO PROCEED WAS ISSUED, SUBMITTALS ARE BEING RECEIVED. DEMOLISHING OF EXISTING PLAY EQUIPMENT HAS COMMENCED. REMOVAL OF EXISTING MULCH, AND SURVEYING. IN QUARTER 2, DEMOLITION OF THE EXISTING PLAYGROUND HAS BEEN COMPLETED AND THE PLAYGROUND IS 90% COMPLETE/INSTALLED. AFTER THE COMPLETION OF THE PLAYGROUND INSTALLATION, THE RUBBERIZED FLOORING WILL BE INSTALLED. DUE TO THE RAINS, THIS PROCESS IS TAKING LONGER THAN EXPECTED. IN QUARTER 3, DEMOLITION AND INSTALLATION OF THE EXISTING PLAYGROUND HAS BEEN COMPLETED. THE RUBBERIZED FLOORING IS INSTALLED. THE CERTIFIED PLAYGROUND INSPECTOR HAS BEEN SCHEDULED FOR FINAL APPROVAL. IN QUARTER 4, CLOSEOUT WILL OCCUR IN NEXT FISCAL YEAR.	

DRAFT



U.S. Department of Housing and Urban Development  
 Office of Community Planning and Development  
 Integrated Disbursement and Information System  
 CDBG Activity Summary Report (GPR) for Program Year 2023  
 OXNARD

Date: 26-Sep-2024  
 Time: 19:40  
 Page: 5

<b>PGM Year:</b>	2019				
<b>Project:</b>	0004 - INFRASTRUCTURE AND PUBLIC FACILITIES				
<b>IDIS Activity:</b>	2308 - WILSON PARK INCLUSIVE PLAYGROUND				
<b>Status:</b>	Open	<b>Objective:</b>	Create suitable living environments		
<b>Location:</b>	350 N C St Oxnard, CA 93030-4646	<b>Outcome:</b>	Availability/accessibility		
		<b>Matrix Code:</b>	Parks, Recreational Facilities (03F)	<b>National Objective:</b>	LMA

**Activity to prevent, prepare for, and respond to Coronavirus:** No

**Initial Funding Date:** 11/19/2019

**Description:**

Grant funding will be used for an inclusive playground at Wilson Park. Wilson Park is located at Census Tract 8700, Block Group 2, 78.34% LMI.

**Financing**

	Fund Type	Grant Year	Grant	Funded Amount	Drawn In Program Year	Drawn Thru Program Year
CDBG	EN	2018	B18MC060534	\$3,720.14	\$0.00	\$3,720.14
		2019	B19MC060534	\$362,982.89	\$7,224.36	\$362,982.89
		2022	B22MC060534	\$108,296.97	\$0.00	\$0.00
<b>Total</b>	<b>Total</b>			<b>\$475,000.00</b>	<b>\$7,224.36</b>	<b>\$366,703.03</b>

**Proposed Accomplishments**

Public Facilities : 210,000  
 Total Population in Service Area: 2,470  
 Census Tract Percent Low / Mod: 78.34

**Annual Accomplishments**

Years	Accomplishment Narrative	# Benefiting
2019	FOR THE FIRST QUARTER, THE PLANNING PHASE TOOK PLACE. FOR THE SECOND QUARTER, THE PLANNING PHASE WAS CONTINUED. FOR THE THIRD QUARTER, WALLACE GROUP WAS HIRED TO DO THIS PROJECT. FOR THE FOURTH QUARTER, 90% OF THE PLANNING WAS COMPLETED. FOR FISCAL YEAR 2019-20, A CONSULTANT WAS HIRED. FOR THE FIRST QUARTER, PROJECT MANAGER WAITING FOR PURCHASING TO ORDER RESTROOM.	
2020	FOR THE FIRST QUARTER, NO SERVICES WERE RENDERED. FOR THE SECOND QUARTER, 35 % OF WALLACE GROUP SCOPE OF SERVICES WAS COMPLETED. FOR THE THIRD QUARTER, PLAN, SPECIFICATIONS, AND ESTIMATE WAS DONE FOR BIDDING PURPOSES. FOR THE FOURTH QUARTER, PLAY EQUIPMENT WAS PURCHASED.	
2021	FOR THE FIRST QUARTER, NO WORK WAS DONE. DESIGN WORK IS STILL IN PROGRESS. FOR THE SECOND QUARTER, NO SERVICES WERE RENDERED. FOR THE THIRD QUARTER, MATERIAL IS ON HAND AND PROJECT IS OUT TO BID. FOR THE FOURTH QUARTER, BIDS ARE DUE AUGUST 2022.	



U.S. Department of Housing and Urban Development  
 Office of Community Planning and Development  
 Integrated Disbursement and Information System  
 CDBG Activity Summary Report (GPR) for Program Year 2023  
 OXNARD

Date: 26-Sep-2024  
 Time: 19:40  
 Page: 6

Years	Accomplishment Narrative	# Benefiting
2022	FOR THE FIRST QUARTER, CONSTRUCTION PRE-BID UNDERWAY AND PLAY EQUIPMENT WAS PURCHASED. FOR THE SECOND QUARTER, CONTINUED PRE-BID PHASE AND PROJECT DELAYED DUE TO NEPA PAPERWORK. FOR THE THIRD QUARTER, CONTINUED IN PRE-BID PHASE AND PROJECT DELAYED DUE TO NEPA PAPERWORK. FOR THE FOURTH QUARTER, CEST/NEPA IN FINAL REVIEW, PROJECT READY TO GO TO BID; AWAITING NEW LANGUAGE REVIEW FOR FINAL APPROVAL OF BID PACKAGE; ANTICIPATE FINAL BID PACKAGE BY JULY 2023.	
2023	IN FY 2023-24, QUARTER 1 THE PROJECT HAS NOT BEEN ADVERTISED. IN PROCESS OF PREPARING BID DCOUMENTS. PUBLIC WORKS STAFF WORKNG ON SUBMITTING PLANS FOR PERMIT. IN QUARTER 2, PERMIT IS IN PROCESS. IN QUARTER 3, PROJECT IS ON HOLD AND REQUESTED TO EXTEND THE CONTRACT TO 12/31/2024. IN QUARTER 4, THE BID PACKAGE BEING FINALIZED IN ORDER TO ADVERTISE THE PLAYGROUNDS INSTALLATION. ANTICIPATE TO BE COMPLETED IN FY 2024-25, PROJECT SCHEDULE, JULY-AUGUST 2024: BID SET; AUGUST - OCOTBER 2024: BID ADMINISTRATION; OCTOBER - DECEMBER 2024: CONSTRUCTION.	

DRAFT



U.S. Department of Housing and Urban Development  
 Office of Community Planning and Development  
 Integrated Disbursement and Information System  
 CDBG Activity Summary Report (GPR) for Program Year 2023  
 OXNARD

Date: 26-Sep-2024  
 Time: 19:40  
 Page: 7

**PGM Year:** 2019  
**Project:** 0004 - INFRASTRUCTURE AND PUBLIC FACILITIES  
**IDIS Activity:** 2309 - PLEASANT VALLEY PARK RESTROOM PROJECT  
**Status:** Open  
**Location:** 4501 Justin Way Oxnard, CA 93033  
**Objective:** Create suitable living environments  
**Outcome:** Availability/accessibility  
**Matrix Code:** Parks, Recreational Facilities (03F) **National Objective:** LMA

**Activity to prevent, prepare for, and respond to Coronavirus:** No

**Initial Funding Date:** 11/19/2019

**Description:**

Grant funding will be used to demolish existing restroom and reconstruct a new, safer, ADA compliant restroom. Pleasant Valley Park is located at Census Tract 4504, Block Group 2, 59.43 % LMI. Includes surrounding area census tract summary data calculated percentage at 73.78% LMI.

**Financing**

	Fund Type	Grant Year	Grant	Funded Amount	Drawn In Program Year	Drawn Thru Program Year
CDBG	EN	2019	B19MC060534	\$271,678.89	\$0.00	\$271,678.89
	PI			\$53,321.11	\$0.00	\$53,321.11
<b>Total</b>	<b>Total</b>			<b>\$325,000.00</b>	<b>\$0.00</b>	<b>\$325,000.00</b>

**Proposed Accomplishments**

Public Facilities : 7,160  
 Total Population in Service Area: 9,705  
 Census Tract Percent Low / Mod: 73.78

**Annual Accomplishments**

Years	Accomplishment Narrative	# Benefiting
2019	FOR THE FIRST AND SECOND QUARTERS, THIS PROJECT WAS IN ITS PLANNING STAGE. FOR THE THIRD QUARTER, THE PROJECT DESIGN WAS 35% COMPLETE. FOR THE FOURTH QUARTER, THE PLANS WERE THE RESTROOM ARE AT 90%. FOR FISCAL YEAR 2019-20; PLANNING AND DESIGN FOR THIS PROJECT TOOK PLACE. FOR THE FIRST QUARTER, PROJECT MANAGER IS WAITING FOR PURCHASING TO ORDER RESTROOMS.	
2020	FOR THE FIRST QUARTER, PROJECT MANAGER IS WAITING FOR PURCHASING TO ORDER RESTROOM. FOR THE SECOND QUARTER, 90% OF WALLACE GROUP SCOPE OF WORK COMPLETED. FOR THE THIRD QUARTER, A MODULAR RESTROOM WAS PURCHASED. FOR THE FOURTH QUARTER, PLAN SET WAS PREPARED TO BE PUT OUT TO FORMAL BID IN AUGUST 2021 WITH CONSTRUCTION TO BEGIN SEPTEMBER 2021.	
2021	FOR THE FIRST QUARTER, NO WORK WAS DONE. FOR THE SECOND QUARTER, NO WORK WAS DONE. FOR THE THIRD QUARTER, MATERIAL IS ON HAND AND THE PROJECT IS OUT TO BID. FOR THE FOURTH QUARTER, BIDS WERE RECEIVED; THE WORK HAS NOT YET STARTED ON THIS PROJECT; INSTALLATION TO BEGIN SEPTEMBER 2022. CONTRACTOR ON THIS PROJECT DID NOT NEED NEW EMPLOYEE TO CONDUCT ACTIVITY AND CONTRACTOR NOT A SECTION 3 BUSINESS.	

PR03 - OXNARD

Page: 7 of 70



Years	Accomplishment Narrative	# Benefiting
2022	FOR THE FIRST QUARTER, CONSTRUCTION BIDDING TOOK PLACE AND RESTROOM EQUIPMENT WAS PURCHASED. FOR THE SECOND QUARTER, CONSTRUCTION BID FINALIZED. FOR THIRD QUARTER, RESTROOM INSTALLED AND AWAITING FOR FINAL COMPONENT TO MAKE FINAL CONNECTION AND POWER THE RESTROOM.FOR FOURTH QUARTER, DUE TO SHORTAGE OF A COMPONENT IN THE PEDESTAL, THE PROJECT ANTICIPATES TO BE COMPLETED LATE AUGUST. THIS IS THE ONLY ITEM LEFT ON THE PROJECT.	
2023	IN FY 2023-24, RESTROOM COMPLETED AND CLOSE OUT IN PROCESS.	

DRAFT



U.S. Department of Housing and Urban Development  
 Office of Community Planning and Development  
 Integrated Disbursement and Information System  
 CDBG Activity Summary Report (GPR) for Program Year 2023  
 OXNARD

Date: 26-Sep-2024  
 Time: 19:40  
 Page: 9

**PGM Year:** 2019  
**Project:** 0008 - PUBLIC FACILITIES -FIRE PROTECTION EQUIPMENT  
**IDIS Activity:** 2312 - DB-19 FIRE STATION ALERTING SYSTEMS

**Status:** Open  
**Location:** 360 W 2nd St Oxnard, CA 93030-5650  
**Objective:** Create suitable living environments  
**Outcome:** Availability/accessibility  
**Matrix Code:** Fire Station/Equipment (03O) **National Objective:** LMA

**Activity to prevent, prepare for, and respond to Coronavirus:** No

**Initial Funding Date:** 11/19/2019

**Description:**

Grant funding will be used to purchase life saving equipment for first responder alert systems in Oxnard Fire Stations.

**Financing**

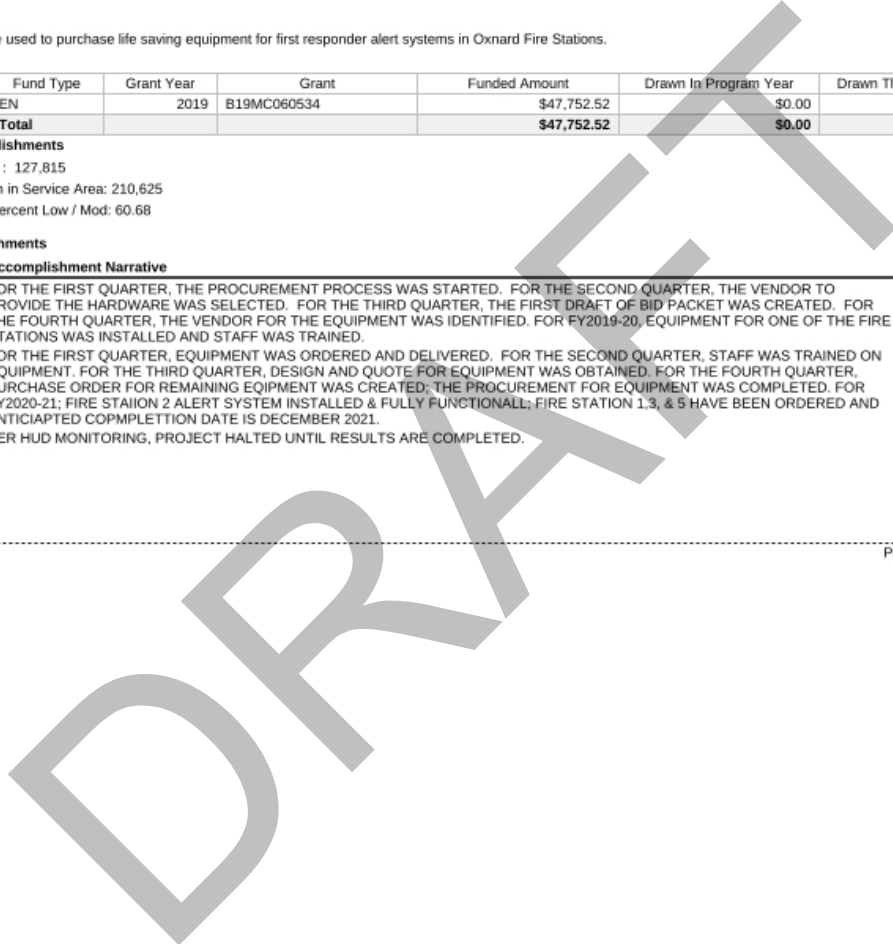
	Fund Type	Grant Year	Grant	Funded Amount	Drawn In Program Year	Drawn Thru Program Year
CDBG	EN	2019	B19MC060534	\$47,752.52	\$0.00	\$47,752.52
<b>Total</b>	<b>Total</b>			<b>\$47,752.52</b>	<b>\$0.00</b>	<b>\$47,752.52</b>

**Proposed Accomplishments**

Public Facilities : 127,815  
 Total Population in Service Area: 210,625  
 Census Tract Percent Low / Mod: 60.68

**Annual Accomplishments**

Years	Accomplishment Narrative	# Benefiting
2019	FOR THE FIRST QUARTER, THE PROCUREMENT PROCESS WAS STARTED. FOR THE SECOND QUARTER, THE VENDOR TO PROVIDE THE HARDWARE WAS SELECTED. FOR THE THIRD QUARTER, THE FIRST DRAFT OF BID PACKET WAS CREATED. FOR THE FOURTH QUARTER, THE VENDOR FOR THE EQUIPMENT WAS IDENTIFIED. FOR FY2019-20, EQUIPMENT FOR ONE OF THE FIRE STATIONS WAS INSTALLED AND STAFF WAS TRAINED.	
2020	FOR THE FIRST QUARTER, EQUIPMENT WAS ORDERED AND DELIVERED. FOR THE SECOND QUARTER, STAFF WAS TRAINED ON EQUIPMENT. FOR THE THIRD QUARTER, DESIGN AND QUOTE FOR EQUIPMENT WAS OBTAINED. FOR THE FOURTH QUARTER, PURCHASE ORDER FOR REMAINING EQUIPMENT WAS CREATED. THE PROCUREMENT FOR EQUIPMENT WAS COMPLETED. FOR FY2020-21, FIRE STATION 2 ALERT SYSTEM INSTALLED & FULLY FUNCTIONAL; FIRE STATION 1, 3, & 5 HAVE BEEN ORDERED AND ANTICIPATED COMPLETION DATE IS DECEMBER 2021.	
2021	PER HUD MONITORING, PROJECT HALTED UNTIL RESULTS ARE COMPLETED.	







U.S. Department of Housing and Urban Development  
 Office of Community Planning and Development  
 Integrated Disbursement and Information System  
 CDBG Activity Summary Report (GPR) for Program Year 2023  
 OXNARD

Date: 26-Sep-2024  
 Time: 19:40  
 Page: 10

**PGM Year:** 2020  
**Project:** 0026 - CV-COVID RESPONSE  
**IDIS Activity:** 2354 - CV-20 PARAMEDIC  
**Status:** Open  
**Location:** 300 E 3rd St Oxnard, CA 93030  
**Objective:** Provide decent affordable housing  
**Outcome:** Affordability  
**Matrix Code:** Health Services (05M)  
**National Objective:** LMA

**Activity to prevent, prepare for, and respond to Coronavirus:** Yes

**Initial Funding Date:** 04/06/2021

**Description:**

CV-PARAMEDIC ANTIBODY TESTING & PPE TO PREVENT THE SPREAD OF COVID-19.

**Financing**

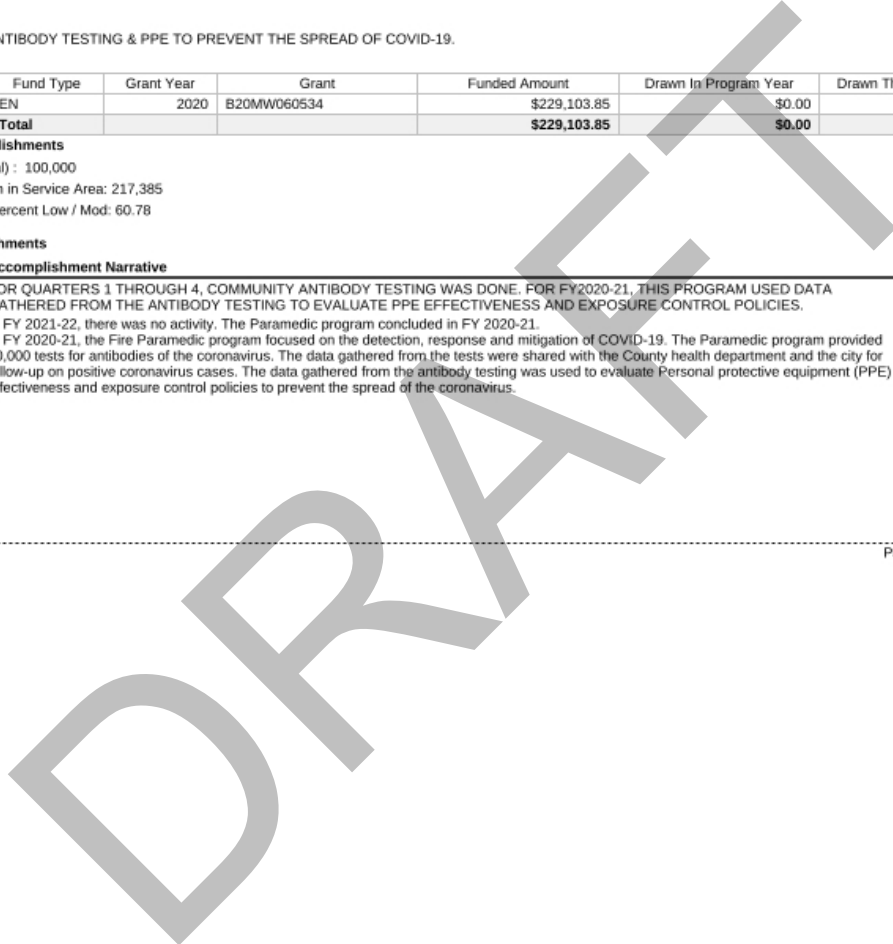
	Fund Type	Grant Year	Grant	Funded Amount	Drawn In Program Year	Drawn Thru Program Year
CDBG	EN	2020	B20MW060534	\$229,103.85	\$0.00	\$229,103.85
<b>Total</b>	<b>Total</b>			<b>\$229,103.85</b>	<b>\$0.00</b>	<b>\$229,103.85</b>

**Proposed Accomplishments**

People (General) : 100,000  
 Total Population in Service Area: 217,385  
 Census Tract Percent Low / Mod: 60.78

**Annual Accomplishments**

Years	Accomplishment Narrative	# Benefiting
2020	FOR QUARTERS 1 THROUGH 4, COMMUNITY ANTIBODY TESTING WAS DONE. FOR FY2020-21, THIS PROGRAM USED DATA GATHERED FROM THE ANTIBODY TESTING TO EVALUATE PPE EFFECTIVENESS AND EXPOSURE CONTROL POLICIES.	
2021	In FY 2021-22, there was no activity. The Paramedic program concluded in FY 2020-21. In FY 2020-21, the Fire Paramedic program focused on the detection, response and mitigation of COVID-19. The Paramedic program provided 20,000 tests for antibodies of the coronavirus. The data gathered from the tests were shared with the County health department and the city for follow-up on positive coronavirus cases. The data gathered from the antibody testing was used to evaluate Personal protective equipment (PPE) effectiveness and exposure control policies to prevent the spread of the coronavirus.	





U.S. Department of Housing and Urban Development  
 Office of Community Planning and Development  
 Integrated Disbursement and Information System  
 CDBG Activity Summary Report (GPR) for Program Year 2023  
 OXNARD

Date: 26-Sep-2024  
 Time: 19:40  
 Page: 11

**PGM Year:** 2020  
**Project:** 0014 - HOUSING SUPPORT AND STABILITY  
**IDIS Activity:** 2355 - B20 DB-HOUSING SERVICES

**Status:** Open  
**Location:** 435 S D St Oxnard, CA 93030-5918  
**Objective:** Create suitable living environments  
**Outcome:** Affordability  
**Matrix Code:** Housing Services - Excluding Housing Counseling, under 24 CFR 5.100 (14J)  
**National Objective:** LMH

**Activity to prevent, prepare for, and respond to Coronavirus:** No

**Initial Funding Date:** 04/07/2021

**Description:**  
 GRANT FUNDING WILL BE USED TO ASSIST ELIGIBLE OXNARD REAHABILITATION AND FIRST-TIME HOMEBUYERS WITH LOANS, PAPERWORK AND MONITORING.

**Financing**

	Fund Type	Grant Year	Grant	Funded Amount	Drawn In Program Year	Drawn Thru Program Year
CDBG	EN	2019	B19MC060534	\$3,720.14	\$0.00	\$3,720.14
		2020	B20MC060534	\$118,518.53	\$0.00	\$118,518.53
<b>Total</b>	<b>Total</b>			<b>\$122,238.67</b>	<b>\$0.00</b>	<b>\$122,238.67</b>

**Proposed Accomplishments**

Housing Units : 15

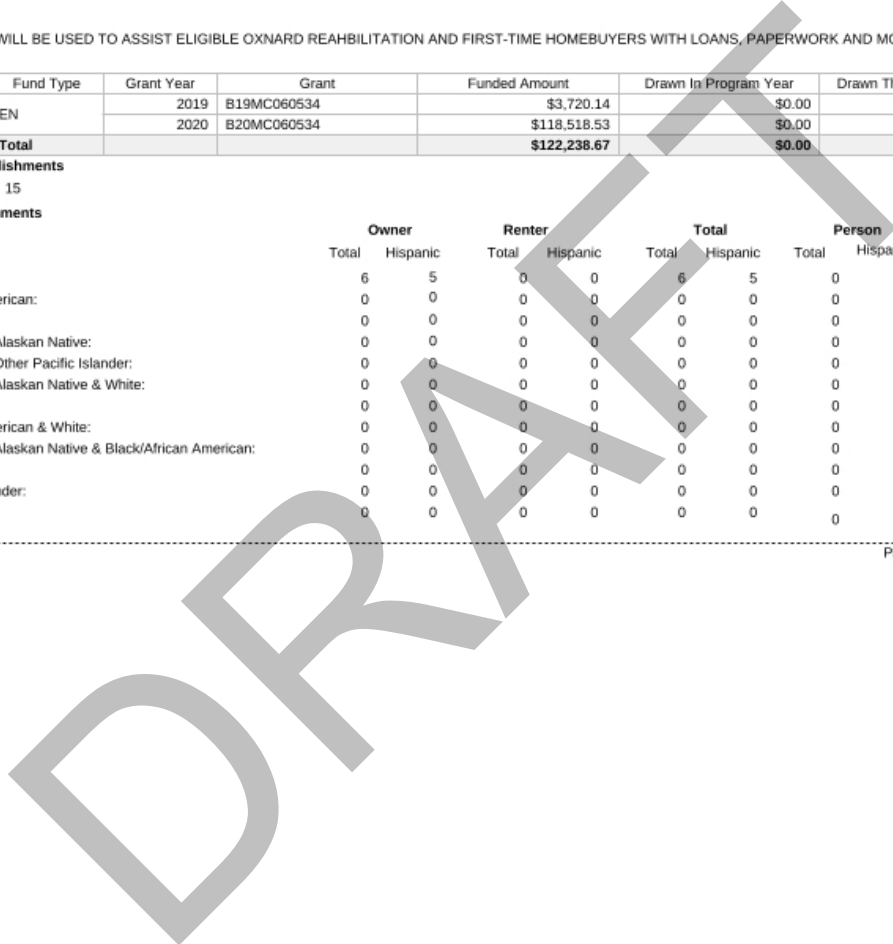
**Actual Accomplishments**

Number assisted:

	Owner		Renter		Total		Person	
	Total	Hispanic	Total	Hispanic	Total	Hispanic	Total	Hispanic
White:	6	5	0	0	6	5	0	0
Black/African American:	0	0	0	0	0	0	0	0
Asian:	0	0	0	0	0	0	0	0
American Indian/Alaskan Native:	0	0	0	0	0	0	0	0
Native Hawaiian/Other Pacific Islander:	0	0	0	0	0	0	0	0
American Indian/Alaskan Native & White:	0	0	0	0	0	0	0	0
Asian White:	0	0	0	0	0	0	0	0
Black/African American & White:	0	0	0	0	0	0	0	0
American Indian/Alaskan Native & Black/African American:	0	0	0	0	0	0	0	0
Other multi-racial:	0	0	0	0	0	0	0	0
Asian/Pacific Islander:	0	0	0	0	0	0	0	0
Hispanic:	0	0	0	0	0	0	0	0

PR03 - OXNARD

Page: 11 of 70





U.S. Department of Housing and Urban Development  
 Office of Community Planning and Development  
 Integrated Disbursement and Information System  
 CDBG Activity Summary Report (GPR) for Program Year 2023  
 OXNARD

Date: 26-Sep-2024  
 Time: 19:40  
 Page: 12

<b>Total:</b>										
Female-headed Households:										
<i>Income Category:</i>	<b>Owner</b>	<b>Renter</b>	<b>Total</b>	<b>Person</b>						
Extremely Low	0	0	0	0						
Low Mod	0	0	0	0						
Moderate	6	0	6	0						
Non Low Moderate	0	0	0	0						
Total	6	0	6	0						
Percent Low/Mod	100.0%		100.0%							

**Annual Accomplishments**

<b>Years</b>	<b>Accomplishment Narrative</b>	<b># Benefiting</b>
2020	FOR THE FIRST QUARTER, 2 HOME LOANS WERE ISSUED. FOR THE SECOND QUARTER, NO HOMES LOANS WERE ISSUED. FOR THE THIRD QUARTER, 2 HOME LOANS WERE ISSUED. FOR THE FOURTH QUARTER, 2 HOME LOANS WERE ISSUED.	

DRAFT



U.S. Department of Housing and Urban Development  
 Office of Community Planning and Development  
 Integrated Disbursement and Information System  
 CDBG Activity Summary Report (GPR) for Program Year 2023  
 OXNARD

Date: 26-Sep-2024  
 Time: 19:40  
 Page: 13

**PGM Year:** 2020  
**Project:** 0026 - CV-COVID RESPONSE  
**IDIS Activity:** 2357 - CV - RENTAL ASSISTANCE

**Status:** Open  
**Location:** 435 S D St Oxnard, CA 93030-5918  
**Objective:** Create suitable living environments  
**Outcome:** Availability/accessibility  
**Matrix Code:** Subsistence Payment (05Q) **National Objective:** URG

**Activity to prevent, prepare for, and respond to Coronavirus:** Yes

**Initial Funding Date:** 04/06/2021

**Description:**  
 The rental assistance program will assist Oxnard individuals and families impacted by coronavirus with rental assistance.

**Financing**

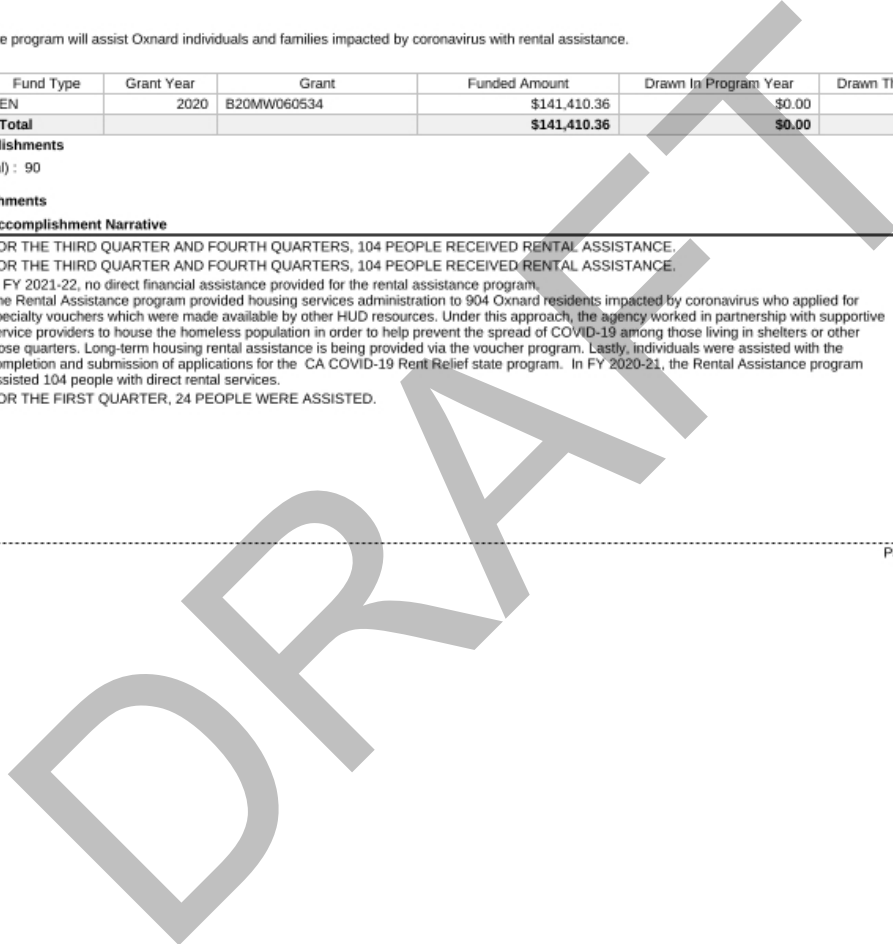
	Fund Type	Grant Year	Grant	Funded Amount	Drawn In Program Year	Drawn Thru Program Year
CDBG	EN	2020	B20MW060534	\$141,410.36	\$0.00	\$141,410.36
<b>Total</b>	<b>Total</b>			<b>\$141,410.36</b>	<b>\$0.00</b>	<b>\$141,410.36</b>

**Proposed Accomplishments**

People (General) : 90

**Annual Accomplishments**

Years	Accomplishment Narrative	# Benefiting
2019	FOR THE THIRD QUARTER AND FOURTH QUARTERS, 104 PEOPLE RECEIVED RENTAL ASSISTANCE.	
2020	FOR THE THIRD QUARTER AND FOURTH QUARTERS, 104 PEOPLE RECEIVED RENTAL ASSISTANCE.	
2021	In FY 2021-22, no direct financial assistance provided for the rental assistance program. The Rental Assistance program provided housing services administration to 904 Oxnard residents impacted by coronavirus who applied for specialty vouchers which were made available by other HUD resources. Under this approach, the agency worked in partnership with supportive service providers to house the homeless population in order to help prevent the spread of COVID-19 among those living in shelters or other close quarters. Long-term housing rental assistance is being provided via the voucher program. Lastly, individuals were assisted with the completion and submission of applications for the CA COVID-19 Rent Relief state program. In FY 2020-21, the Rental Assistance program assisted 104 people with direct rental services.	
2022	FOR THE FIRST QUARTER, 24 PEOPLE WERE ASSISTED.	





U.S. Department of Housing and Urban Development  
 Office of Community Planning and Development  
 Integrated Disbursement and Information System  
 CDBG Activity Summary Report (GPR) for Program Year 2023  
 OXNARD

Date: 26-Sep-2024  
 Time: 19:40  
 Page: 14

**PGM Year:** 2020  
**Project:** 0027 - CV-ADMINISTRATION  
**IDIS Activity:** 2358 - CV-RENTAL ASSISTANCE-PROG ADMIN

**Status:** Open  
**Location:** ,  
**Objective:**  
**Outcome:**  
**Matrix Code:** General Program Administration (21A) **National Objective:**

**Activity to prevent, prepare for, and respond to Coronavirus:** Yes

**Initial Funding Date:** 04/06/2021

**Description:**

FUNDING WILL BE USED FOR ADMINISTRATIVE COSTS ASSOCIATED WITH RENTAL ASSISTANCE PROGRAM THAT WILL ASSIST OXNARD INDIVIDUALS AND FAMILIES IMPACTED BY COVID-19.

**Financing**

	Fund Type	Grant Year	Grant	Funded Amount	Drawn In Program Year	Drawn Thru Program Year
CDBG	EN	2020	B20MW060534	\$124,894.98	\$0.00	\$124,894.98
<b>Total</b>	<b>Total</b>			<b>\$124,894.98</b>	<b>\$0.00</b>	<b>\$124,894.98</b>

**Proposed Accomplishments**

**Actual Accomplishments**

Number assisted:

	Owner		Renter		Total		Person	
	Total	Hispanic	Total	Hispanic	Total	Hispanic	Total	Hispanic
White:	0	0	0	0	0	0	0	0
Black/African American:	0	0	0	0	0	0	0	0
Asian:	0	0	0	0	0	0	0	0
American Indian/Alaskan Native:	0	0	0	0	0	0	0	0
Native Hawaiian/Other Pacific Islander:	0	0	0	0	0	0	0	0
American Indian/Alaskan Native & White:	0	0	0	0	0	0	0	0
Asian White:	0	0	0	0	0	0	0	0
Black/African American & White:	0	0	0	0	0	0	0	0
American Indian/Alaskan Native & Black/African American:	0	0	0	0	0	0	0	0
Other multi-racial:	0	0	0	0	0	0	0	0
Asian/Pacific Islander:	0	0	0	0	0	0	0	0
Hispanic:	0	0	0	0	0	0	0	0
<b>Total:</b>	<b>0</b>	<b>0</b>	<b>0</b>	<b>0</b>	<b>0</b>	<b>0</b>	<b>0</b>	<b>0</b>

PR03 - OXNARD

Page: 14 of 70



Female-headed Households: 0

Income Category:	Owner	Renter	Total	Person
Extremely Low			0	
Low Mod			0	
Moderate			0	
Non Low Moderate			0	
Total	0	0	0	0
Percent Low/Mod				

**Annual Accomplishments**

No data returned for this view. This might be because the applied filter excludes all data.

DRAFT



U.S. Department of Housing and Urban Development  
 Office of Community Planning and Development  
 Integrated Disbursement and Information System  
 CDBG Activity Summary Report (GPR) for Program Year 2023  
 OXNARD

Date: 26-Sep-2024  
 Time: 19:40  
 Page: 16

**PGM Year:** 2020  
**Project:** 0027 - CV-ADMINISTRATION  
**IDIS Activity:** 2359 - CV-CARES ACT ADMIN  
**Status:** Open  
**Location:** ,

**Objective:**  
**Outcome:**  
**Matrix Code:** General Program Administration (21A) **National Objective:**

**Activity to prevent, prepare for, and respond to Coronavirus:** Yes

**Initial Funding Date:** 04/06/2021

**Description:**  
 PROGRAM ADMINISTRATION GL#285-5139

**Financing**

	Fund Type	Grant Year	Grant	Funded Amount	Drawn In Program Year	Drawn Thru Program Year
CDBG	EN	2020	B20MW060534	\$367,673.00	\$18,491.44	\$95,682.89
<b>Total</b>	<b>Total</b>			<b>\$367,673.00</b>	<b>\$18,491.44</b>	<b>\$95,682.89</b>

**Proposed Accomplishments**

**Actual Accomplishments**

Number assisted:

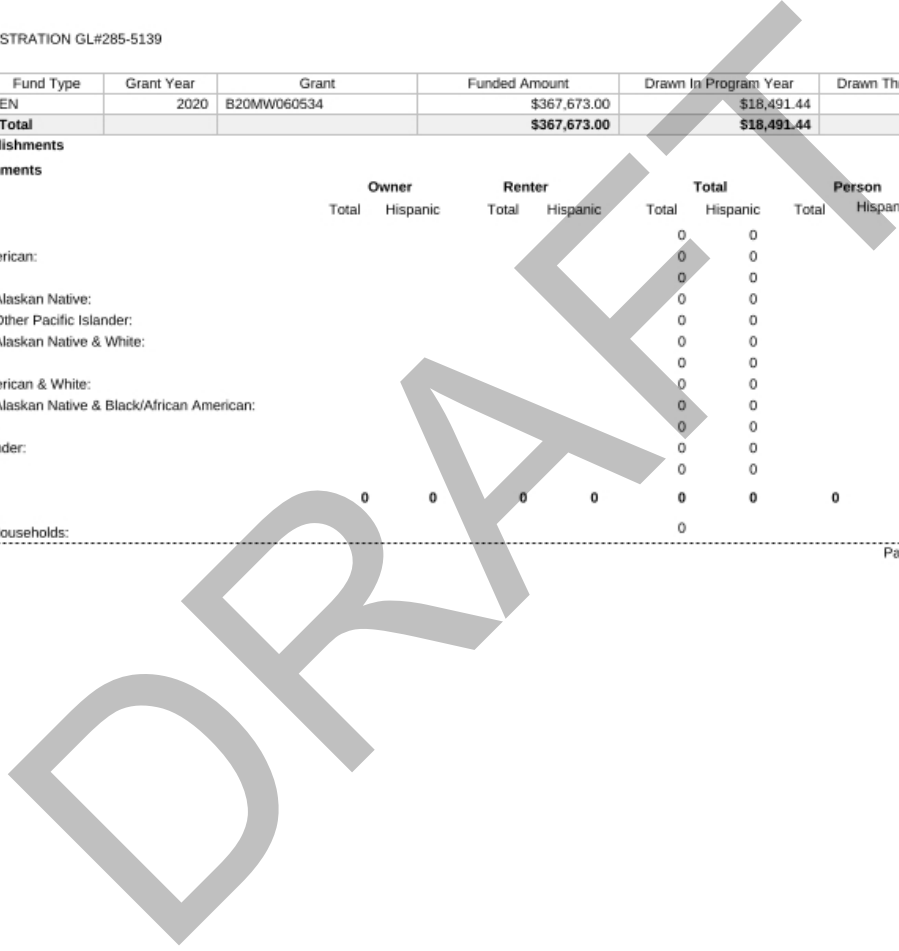
	Owner		Renter		Total		Person	
	Total	Hispanic	Total	Hispanic	Total	Hispanic	Total	Hispanic
White:					0	0		
Black/African American:					0	0		
Asian:					0	0		
American Indian/Alaskan Native:					0	0		
Native Hawaiian/Other Pacific Islander:					0	0		
American Indian/Alaskan Native & White:					0	0		
Asian White:					0	0		
Black/African American & White:					0	0		
American Indian/Alaskan Native & Black/African American:					0	0		
Other multi-racial:					0	0		
Asian/Pacific Islander:					0	0		
Hispanic:					0	0		
<b>Total:</b>	<b>0</b>	<b>0</b>	<b>0</b>	<b>0</b>	<b>0</b>	<b>0</b>	<b>0</b>	<b>0</b>

Female-headed Households:

0

PR03 - OXNARD

Page: 16 of 70





U.S. Department of Housing and Urban Development  
Office of Community Planning and Development  
Integrated Disbursement and Information System  
CDBG Activity Summary Report (GPR) for Program Year 2023  
OXNARD

Date: 26-Sep-2024  
Time: 19:40  
Page: 17

**Income Category:**

	<b>Owner</b>	<b>Renter</b>	<b>Total</b>	<b>Person</b>
Extremely Low			0	
Low Mod			0	
Moderate			0	
Non Low Moderate			0	
Total	0	0	0	0
Percent Low/Mod				

**Annual Accomplishments**

No data returned for this view. This might be because the applied filter excludes all data.

DRAFT





U.S. Department of Housing and Urban Development  
 Office of Community Planning and Development  
 Integrated Disbursement and Information System  
 CDBG Activity Summary Report (GPR) for Program Year 2023  
 OXNARD

Date: 26-Sep-2024  
 Time: 19:40  
 Page: 18

**PGM Year:** 2020  
**Project:** 0026 - CV-COVID RESPONSE  
**IDIS Activity:** 2362 - CV-PAL HOMELESS EXPANSION-OPER COSTS  
**Status:** Open  
**Location:** 350 S K St Oxnard, CA 93030-5205  
**Objective:** Create suitable living environments  
**Outcome:** Availability/accessibility  
**Matrix Code:** Operating Costs of Homeless/AIDS Patients Programs (03T)  
**National Objective:** LMC

**Activity to prevent, prepare for, and respond to Coronavirus:** Yes

**Initial Funding Date:** 06/28/2021

**Description:**

PAL HOMELESS EXPANSION CENTERGL#285-5309-804.83-08 The Oxnard PAL Gymnasium is currently being used as an extension of the homeless shelter to prevent the spread of COVID-19.

**Financing**

No data returned for this view. This might be because the applied filter excludes all data.

**Proposed Accomplishments**

People (General) : 100

**Actual Accomplishments**

Number assisted:

	Owner		Renter		Total		Person	
	Total	Hispanic	Total	Hispanic	Total	Hispanic	Total	Hispanic
White:	0	0	0	0	0	0	0	0
Black/African American:	0	0	0	0	0	0	0	0
Asian:	0	0	0	0	0	0	0	0
American Indian/Alaskan Native:	0	0	0	0	0	0	0	0
Native Hawaiian/Other Pacific Islander:	0	0	0	0	0	0	0	0
American Indian/Alaskan Native & White:	0	0	0	0	0	0	0	0
Asian White:	0	0	0	0	0	0	0	0
Black/African American & White:	0	0	0	0	0	0	0	0
American Indian/Alaskan Native & Black/African American:	0	0	0	0	0	0	0	0

PR03 - OXNARD

Page: 18 of 70



U.S. Department of Housing and Urban Development  
 Office of Community Planning and Development  
 Integrated Disbursement and Information System  
 CDBG Activity Summary Report (GPR) for Program Year 2023  
 OXNARD

Date: 26-Sep-2024  
 Time: 19:40  
 Page: 19

Other multi-racial:	0	0	0	0	0	0	0	0
Asian/Pacific Islander:	0	0	0	0	0	0	0	0
Hispanic:	0	0	0	0	0	0	0	0
<b>Total:</b>	<b>0</b>	<b>0</b>	<b>0</b>	<b>0</b>	<b>0</b>	<b>0</b>	<b>0</b>	<b>0</b>

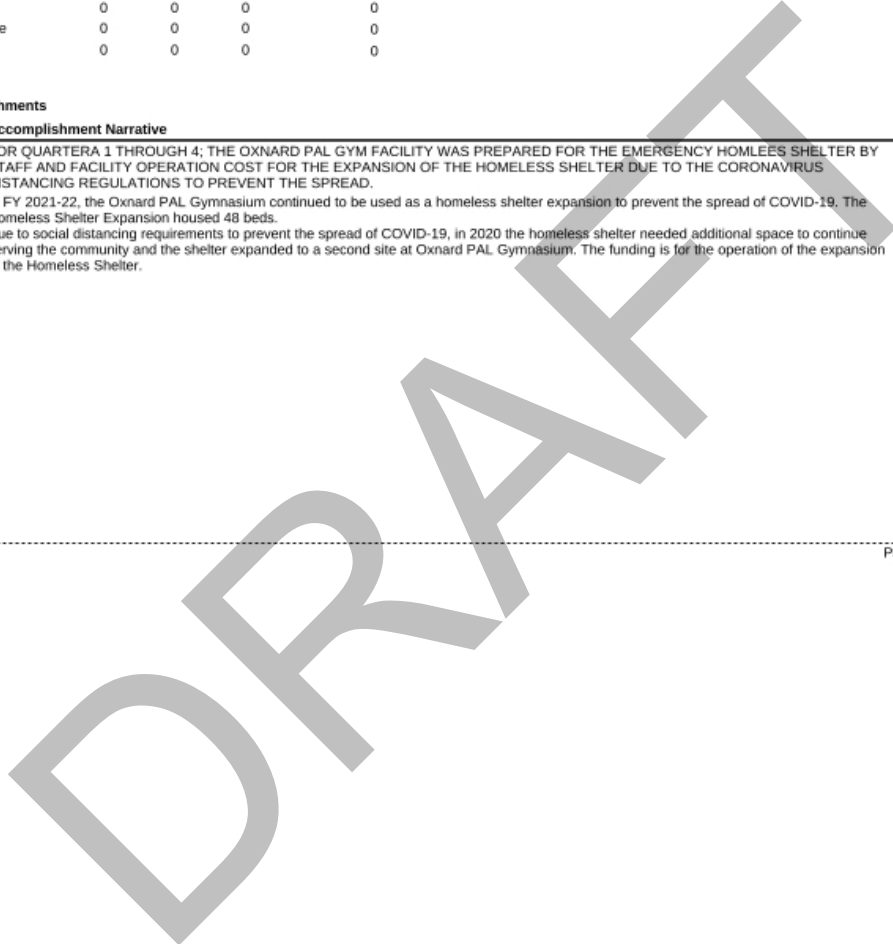
Female-headed Households: 0 0 0

Income Category:

	Owner	Renter	Total	Person
Extremely Low	0	0	0	0
Low Mod	0	0	0	0
Moderate	0	0	0	0
Non Low Moderate	0	0	0	0
Total	0	0	0	0
Percent Low/Mod				

Annual Accomplishments

Years	Accomplishment Narrative	# Benefiting
2020	FOR QUARTER 1 THROUGH 4; THE OXNARD PAL GYM FACILITY WAS PREPARED FOR THE EMERGENCY HOMELESS SHELTER BY STAFF AND FACILITY OPERATION COST FOR THE EXPANSION OF THE HOMELESS SHELTER DUE TO THE CORONAVIRUS DISTANCING REGULATIONS TO PREVENT THE SPREAD.	
2021	In FY 2021-22, the Oxnard PAL Gymnasium continued to be used as a homeless shelter expansion to prevent the spread of COVID-19. The Homeless Shelter Expansion housed 48 beds. Due to social distancing requirements to prevent the spread of COVID-19, in 2020 the homeless shelter needed additional space to continue serving the community and the shelter expanded to a second site at Oxnard PAL Gymnasium. The funding is for the operation of the expansion of the Homeless Shelter.	





U.S. Department of Housing and Urban Development  
 Office of Community Planning and Development  
 Integrated Disbursement and Information System  
 CDBG Activity Summary Report (GPR) for Program Year 2023  
 OXNARD

Date: 26-Sep-2024  
 Time: 19:40  
 Page: 20

**PGM Year:** 2020  
**Project:** 0026 - CV-COVID RESPONSE  
**IDIS Activity:** 2371 - CV-BUSINESS ASSISTANCE PROGRAM  
**Status:** Open  
**Location:** 4001 Mission Oaks Blvd Suite A-1 Camarillo, CA 93012-5121  
**Objective:** Create economic opportunities  
**Outcome:** Sustainability  
**Matrix Code:** ED Direct Financial Assistance to For-Profits (18A)  
**National Objective:** LMJ

**Activity to prevent, prepare for, and respond to Coronavirus:** Yes

**Initial Funding Date:** 08/11/2021

**Description:**

Economic Development Collaborative will provide economic development benefit to small businesses in Oxnard in response to economic disruption created by COVID-19.

**Financing**

	Fund Type	Grant Year	Grant	Funded Amount	Drawn In Program Year	Drawn Thru Program Year
CDBG	EN	2020	B20MW060534	\$300,000.00	\$0.00	\$81,026.88
<b>Total</b>	<b>Total</b>			<b>\$300,000.00</b>	<b>\$0.00</b>	<b>\$81,026.88</b>

**Proposed Accomplishments**

Jobs : 15

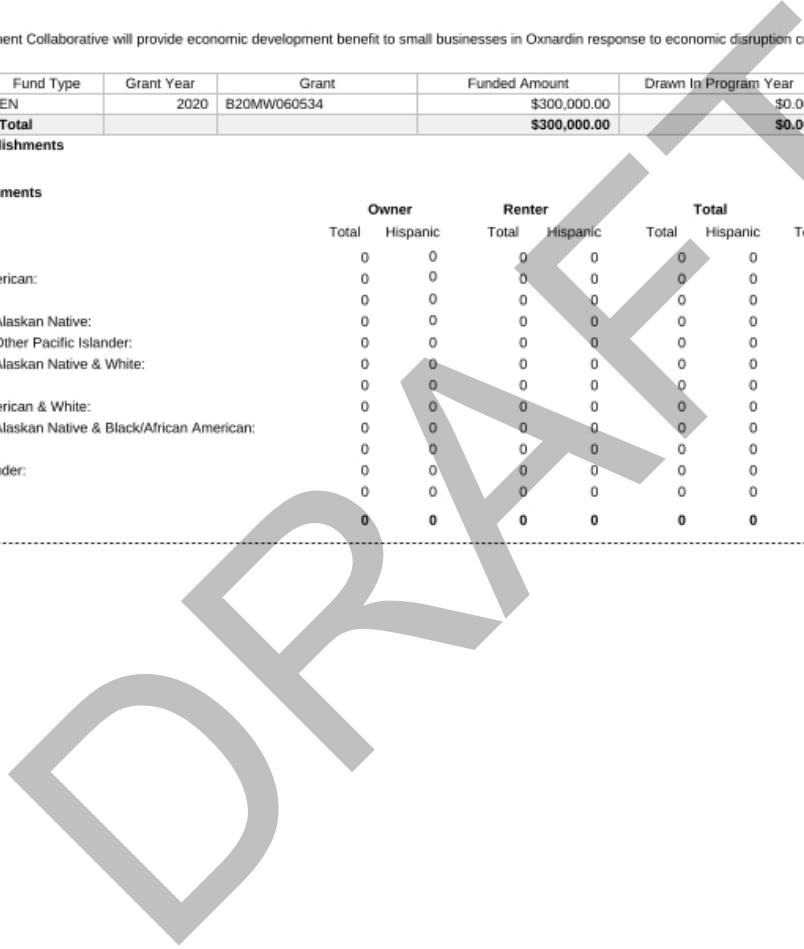
**Actual Accomplishments**

Number assisted:

	Owner		Renter		Total		Person	
	Total	Hispanic	Total	Hispanic	Total	Hispanic	Total	Hispanic
White:	0	0	0	0	0	0	0	0
Black/African American:	0	0	0	0	0	0	2	0
Asian:	0	0	0	0	0	0	0	0
American Indian/Alaskan Native:	0	0	0	0	0	0	0	0
Native Hawaiian/Other Pacific Islander:	0	0	0	0	0	0	0	0
American Indian/Alaskan Native & White:	0	0	0	0	0	0	0	0
Asian White:	0	0	0	0	0	0	0	0
Black/African American & White:	0	0	0	0	0	0	0	0
American Indian/Alaskan Native & Black/African American:	0	0	0	0	0	0	0	0
Other multi-racial:	0	0	0	0	0	0	0	0
Asian/Pacific Islander:	0	0	0	0	0	0	0	0
Hispanic:	0	0	0	0	0	0	0	0
<b>Total:</b>	<b>0</b>	<b>0</b>	<b>0</b>	<b>0</b>	<b>0</b>	<b>0</b>	<b>2</b>	<b>0</b>

PR03 - OXNARD

Page: 20 of 70





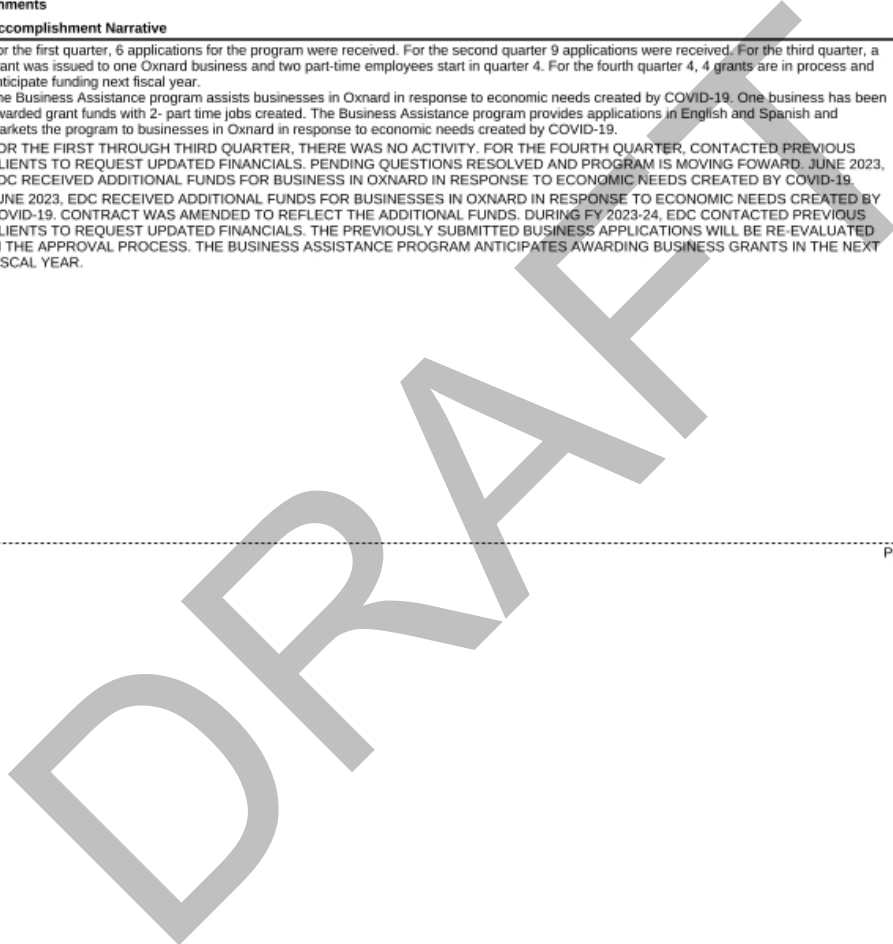
U.S. Department of Housing and Urban Development  
 Office of Community Planning and Development  
 Integrated Disbursement and Information System  
 CDBG Activity Summary Report (GPR) for Program Year 2023  
 OXNARD

Date: 26-Sep-2024  
 Time: 19:40  
 Page: 21

Female-headed Households:	0	0	0	0
<i>Income Category:</i>	<b>Owner</b>	<b>Renter</b>	<b>Total</b>	<b>Person</b>
Extremely Low	0	0	0	0
Low Mod	0	0	0	2
Moderate	0	0	0	0
Non Low Moderate	0	0	0	0
Total	0	0	0	2
Percent Low/Mod				100.0%

**Annual Accomplishments**

Years	Accomplishment Narrative	# Benefiting
2021	For the first quarter, 6 applications for the program were received. For the second quarter 9 applications were received. For the third quarter, a grant was issued to one Oxnard business and two part-time employees start in quarter 4. For the fourth quarter 4, 4 grants are in process and anticipate funding next fiscal year. The Business Assistance program assists businesses in Oxnard in response to economic needs created by COVID-19. One business has been awarded grant funds with 2- part time jobs created. The Business Assistance program provides applications in English and Spanish and markets the program to businesses in Oxnard in response to economic needs created by COVID-19.	
2022	FOR THE FIRST THROUGH THIRD QUARTER, THERE WAS NO ACTIVITY. FOR THE FOURTH QUARTER, CONTACTED PREVIOUS CLIENTS TO REQUEST UPDATED FINANCIALS. PENDING QUESTIONS RESOLVED AND PROGRAM IS MOVING FOWARD. JUNE 2023, EDC RECEIVED ADDITIONAL FUNDS FOR BUSINESS IN OXNARD IN RESPONSE TO ECONOMIC NEEDS CREATED BY COVID-19.	
2023	JUNE 2023, EDC RECEIVED ADDITIONAL FUNDS FOR BUSINESSES IN OXNARD IN RESPONSE TO ECONOMIC NEEDS CREATED BY COVID-19. CONTRACT WAS AMENDED TO REFLECT THE ADDITIONAL FUNDS. DURING FY 2023-24, EDC CONTACTED PREVIOUS CLIENTS TO REQUEST UPDATED FINANCIALS. THE PREVIOUSLY SUBMITTED BUSINESS APPLICATIONS WILL BE RE-EVALUATED IN THE APPROVAL PROCESS. THE BUSINESS ASSISTANCE PROGRAM ANTICIPATES AWARDDING BUSINESS GRANTS IN THE NEXT FISCAL YEAR.	





U.S. Department of Housing and Urban Development  
 Office of Community Planning and Development  
 Integrated Disbursement and Information System  
 CDBG Activity Summary Report (GPR) for Program Year 2023  
 OXNARD

Date: 26-Sep-2024  
 Time: 19:40  
 Page: 22

**PGM Year:** 2019  
**Project:** 0004 - INFRASTRUCTURE AND PUBLIC FACILITIES  
**IDIS Activity:** 2373 - 19 DB-1450 ROSE HOMELESS SHELTER REHAB  
**Status:** Open  
**Location:** 1450 S Rose Ave Oxnard, CA 93033-2407  
**Objective:** Create suitable living environments  
**Outcome:** Availability/accessibility  
**Matrix Code:** Homeless Facilities (not operating costs) (03C)  
**National Objective:** LMC

**Activity to prevent, prepare for, and respond to Coronavirus:** No

**Initial Funding Date:** 09/22/2021

**Description:**  
 1450 South Rose Ave

**Financing**

	Fund Type	Grant Year	Grant	Funded Amount	Drawn In Program Year	Drawn Thru Program Year
CDBG	EN	2017	B17MC060534	\$8,204.94	\$0.00	\$8,204.94
		2018	B18MC060534	\$31,585.57	\$13,984.19	\$31,585.57
		2022	B22MC060534	\$56,884.49	\$0.00	\$0.00
<b>Total</b>	<b>Total</b>			<b>\$96,675.00</b>	<b>\$13,984.19</b>	<b>\$39,790.51</b>

**Proposed Accomplishments**

**Actual Accomplishments**

Number assisted:

	Owner		Renter		Total		Person	
	Total	Hispanic	Total	Hispanic	Total	Hispanic	Total	Hispanic
White:	0	0	0	0	0	0	0	0
Black/African American:	0	0	0	0	0	0	0	0
Asian:	0	0	0	0	0	0	0	0
American Indian/Alaskan Native:	0	0	0	0	0	0	0	0
Native Hawaiian/Other Pacific Islander:	0	0	0	0	0	0	0	0
American Indian/Alaskan Native & White:	0	0	0	0	0	0	0	0
Asian White:	0	0	0	0	0	0	0	0
Black/African American & White:	0	0	0	0	0	0	0	0
American Indian/Alaskan Native & Black/African American:	0	0	0	0	0	0	0	0
Other multi-racial:	0	0	0	0	0	0	0	0
Asian/Pacific Islander:	0	0	0	0	0	0	0	0
Hispanic:	0	0	0	0	0	0	0	0

PR03 - OXNARD

Page: 22 of 70





U.S. Department of Housing and Urban Development  
 Office of Community Planning and Development  
 Integrated Disbursement and Information System  
 CDBG Activity Summary Report (GPR) for Program Year 2023  
 OXNARD

Date: 26-Sep-2024  
 Time: 19:40  
 Page: 24

**PGM Year:** 2020  
**Project:** 0026 - CV-COVID RESPONSE  
**IDIS Activity:** 2375 - CV-20 HOMELESS ENCAMPMENT RESPONSE  
**Status:** Open  
**Location:** 435 S D St Oxnard, CA 93030-5918  
**Objective:** Create suitable living environments  
**Outcome:** Availability/accessibility  
**Matrix Code:** Health Services (05M)  
**National Objective:** LMC

**Activity to prevent, prepare for, and respond to Coronavirus:** Yes

**Initial Funding Date:** 10/02/2021

**Description:**

Grant funding will provide outreach services to individuals who are living unsheltered in the City of Oxnard, including initial focus on a large encampment that is not fit for human habitation.

**Financing**

	Fund Type	Grant Year	Grant	Funded Amount	Drawn In Program Year	Drawn Thru Program Year
CDBG	EN	2020	B20MW060534	\$352,436.68	\$0.00	\$210,796.56
<b>Total</b>	<b>Total</b>			<b>\$352,436.68</b>	<b>\$0.00</b>	<b>\$210,796.56</b>

**Proposed Accomplishments**

People (General) : 100

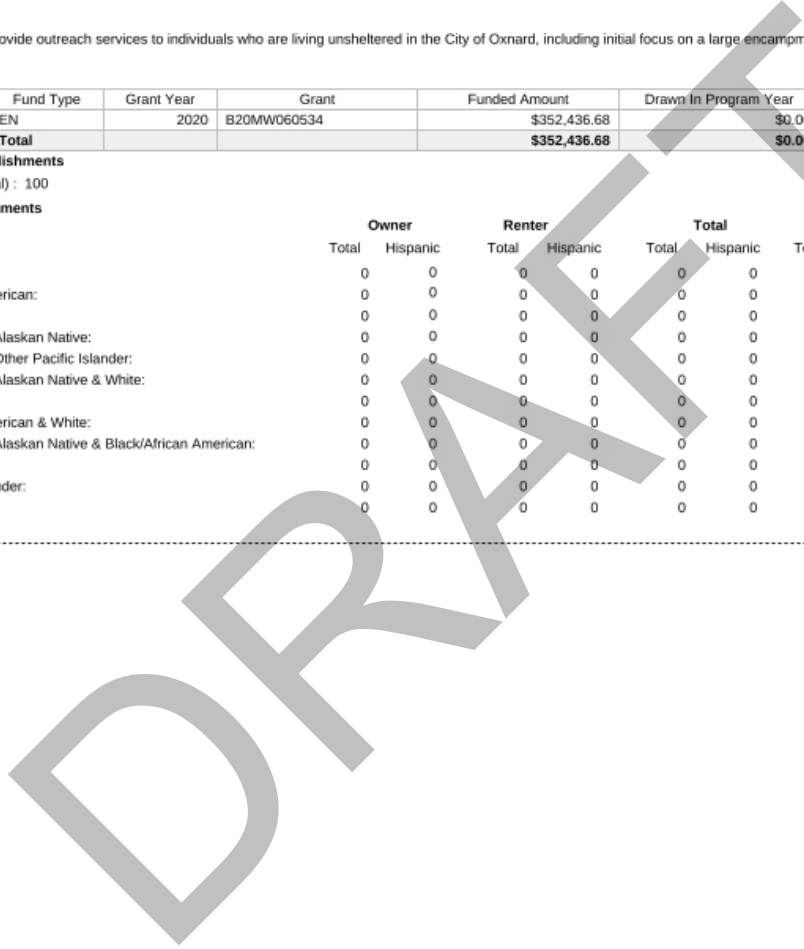
**Actual Accomplishments**

Number assisted:

	Owner		Renter		Total		Person	
	Total	Hispanic	Total	Hispanic	Total	Hispanic	Total	Hispanic
White:	0	0	0	0	0	0	192	132
Black/African American:	0	0	0	0	0	0	11	0
Asian:	0	0	0	0	0	0	1	0
American Indian/Alaskan Native:	0	0	0	0	0	0	6	0
Native Hawaiian/Other Pacific Islander:	0	0	0	0	0	0	2	0
American Indian/Alaskan Native & White:	0	0	0	0	0	0	0	0
Asian White:	0	0	0	0	0	0	0	0
Black/African American & White:	0	0	0	0	0	0	0	0
American Indian/Alaskan Native & Black/African American:	0	0	0	0	0	0	0	0
Other multi-racial:	0	0	0	0	0	0	25	20
Asian/Pacific Islander:	0	0	0	0	0	0	0	0
Hispanic:	0	0	0	0	0	0	0	0

PR03 - OXNARD

Page: 24 of 70





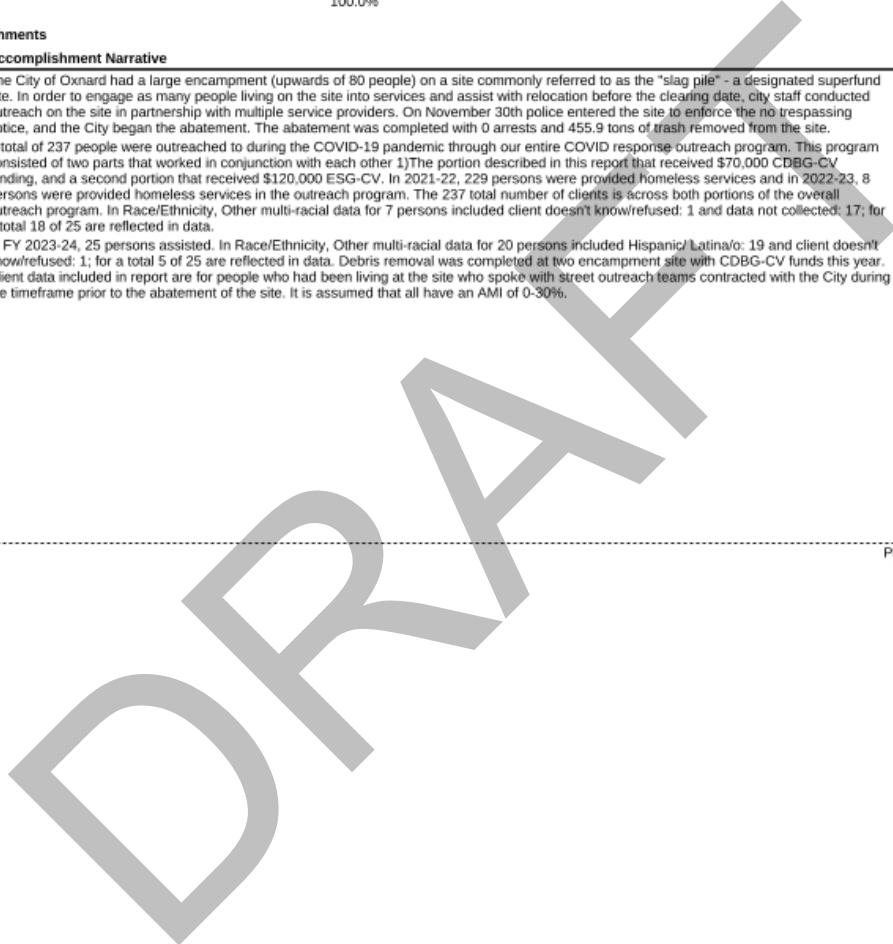
U.S. Department of Housing and Urban Development  
 Office of Community Planning and Development  
 Integrated Disbursement and Information System  
 CDBG Activity Summary Report (GPR) for Program Year 2023  
 OXNARD

Date: 26-Sep-2024  
 Time: 19:40  
 Page: 25

<b>Total:</b>									<b>237</b>	<b>152</b>
Female-headed Households:									0	0
<b>Income Category:</b>	<b>Owner</b>	<b>Renter</b>	<b>Total</b>	<b>Person</b>						
Extremely Low	0	0	0	237						
Low Mod	0	0	0	0						
Moderate	0	0	0	0						
Non Low Moderate	0	0	0	0						
Total	0	0	0	237						
Percent Low/Mod				100.0%						

**Annual Accomplishments**

<b>Years</b>	<b>Accomplishment Narrative</b>	<b># Benefiting</b>
2021	The City of Oxnard had a large encampment (upwards of 80 people) on a site commonly referred to as the "slag pile" - a designated superfund site. In order to engage as many people living on the site into services and assist with relocation before the clearing date, city staff conducted outreach on the site in partnership with multiple service providers. On November 30th police entered the site to enforce the no trespassing notice, and the City began the abatement. The abatement was completed with 0 arrests and 455.9 tons of trash removed from the site.	
2022	A total of 237 people were outreached to during the COVID-19 pandemic through our entire COVID response outreach program. This program consisted of two parts that worked in conjunction with each other 1)The portion described in this report that received \$70,000 CDBG-CV funding, and a second portion that received \$120,000 ESG-CV. In 2021-22, 229 persons were provided homeless services and in 2022-23, 8 persons were provided homeless services in the outreach program. The 237 total number of clients is across both portions of the overall outreach program. In Race/Ethnicity, Other multi-racial data for 7 persons included client doesn't know/refused: 1 and data not collected: 17; for a total 18 of 25 are reflected in data.	
2023	In FY 2023-24, 25 persons assisted. In Race/Ethnicity, Other multi-racial data for 20 persons included Hispanic/Latina/o: 19 and client doesn't know/refused: 1; for a total 5 of 25 are reflected in data. Debris removal was completed at two encampment site with CDBG-CV funds this year. Client data included in report are for people who had been living at the site who spoke with street outreach teams contracted with the City during the timeframe prior to the abatement of the site. It is assumed that all have an AMI of 0-30%.	







U.S. Department of Housing and Urban Development  
 Office of Community Planning and Development  
 Integrated Disbursement and Information System  
 CDBG Activity Summary Report (GPR) for Program Year 2023  
 OXNARD

Date: 26-Sep-2024  
 Time: 19:40  
 Page: 26

**PGM Year:** 2022  
**Project:** 0006 - OTHER PUBLIC SERVICES  
**IDIS Activity:** 2404 - B22 PS- RAIN BRIDGES TO HOME- COUNTY OF VENTURA HSA  
**Status:** Completed 9/28/2023 12:00:00 AM  
**Location:** 1732 S Lewis Rd Camarillo, CA 93012-8520  
**Objective:** Create suitable living environments  
**Outcome:** Availability/accessibility  
**Matrix Code:** Operating Costs of Homeless/AIDS Patients Programs (03T)  
**National Objective:** LMC

**Activity to prevent, prepare for, and respond to Coronavirus:** No

**Initial Funding Date:** 08/23/2023

**Description:**

CDBG FUNDING WILL FUND RAIN PROGRAM- IS A COUNTYWIDE TRANSITIONAL LIVING CENTER FOR HOMELESS PERSONS WHO IDENTIFY THEIR RESIDENCE AS OXNARD. THE ENTIRE CITY OF OXNARD IS 60.23% LMI.

**Financing**

	Fund Type	Grant Year	Grant	Funded Amount	Drawn In Program Year	Drawn Thru Program Year
CDBG	EN	2022	B22MC060534	\$9,425.00	\$0.00	\$9,425.00
<b>Total</b>	<b>Total</b>			<b>\$9,425.00</b>	<b>\$0.00</b>	<b>\$9,425.00</b>

**Proposed Accomplishments**

People (General) : 15

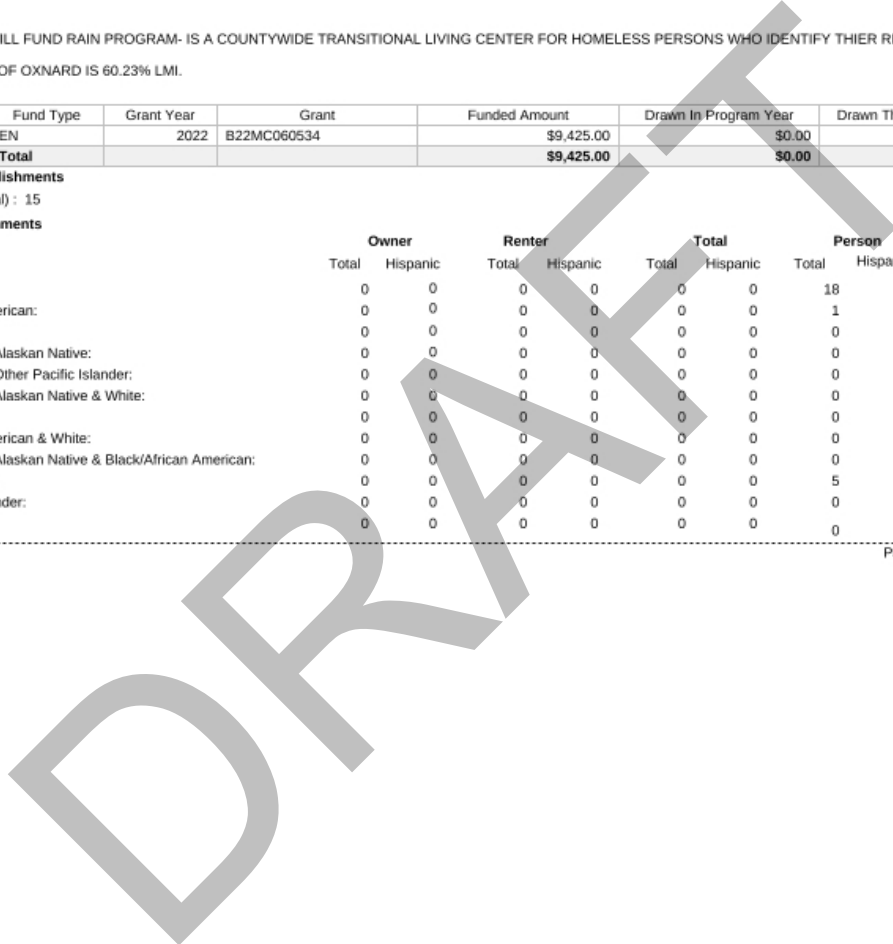
**Actual Accomplishments**

Number assisted:

	Owner		Renter		Total		Person	
	Total	Hispanic	Total	Hispanic	Total	Hispanic	Total	Hispanic
White:	0	0	0	0	0	0	18	15
Black/African American:	0	0	0	0	0	0	1	0
Asian:	0	0	0	0	0	0	0	0
American Indian/Alaskan Native:	0	0	0	0	0	0	0	0
Native Hawaiian/Other Pacific Islander:	0	0	0	0	0	0	0	0
American Indian/Alaskan Native & White:	0	0	0	0	0	0	0	0
Asian White:	0	0	0	0	0	0	0	0
Black/African American & White:	0	0	0	0	0	0	0	0
American Indian/Alaskan Native & Black/African American:	0	0	0	0	0	0	0	0
Other multi-racial:	0	0	0	0	0	0	5	0
Asian/Pacific Islander:	0	0	0	0	0	0	0	0
Hispanic:	0	0	0	0	0	0	0	0

PR03 - OXNARD

Page: 26 of 70





U.S. Department of Housing and Urban Development  
 Office of Community Planning and Development  
 Integrated Disbursement and Information System  
 CDBG Activity Summary Report (GPR) for Program Year 2023  
 OXNARD

Date: 26-Sep-2024  
 Time: 19:40  
 Page: 27

<b>Total:</b>									<b>24</b>	<b>15</b>
Female-headed Households:									0	0
<b>Income Category:</b>	<b>Owner</b>	<b>Renter</b>	<b>Total</b>		<b>Person</b>					
Extremely Low	0	0	0		6					
Low Mod	0	0	0		17					
Moderate	0	0	0		1					
Non Low Moderate	0	0	0		0					
Total	0	0	0		24					
Percent Low/Mod					100.0%					

**Annual Accomplishments**

<b>Years</b>	<b>Accomplishment Narrative</b>	<b># Benefiting</b>
2022	FOR THE FIRST QUARTER, SERVICES WERE PROVIDED TO 4 PEOPLE. FOR THE SECOND QUARTER, SERVICES WERE PROVIDED TO 12 PEOPLE. FOR THE THIRD QUARTER, SERVICES WERE PROVIDED TO 3 PEOPLE. FOR THE FOURTH QUARTER, SERVICES WERE PROVIDED TO 5 PEOPLE. TOTAL OF 24 PEOPLE SERVED IN FY 2022-23.	

DRAFT



U.S. Department of Housing and Urban Development  
 Office of Community Planning and Development  
 Integrated Disbursement and Information System  
 CDBG Activity Summary Report (GPR) for Program Year 2023  
 OXNARD

Date: 26-Sep-2024  
 Time: 19:40  
 Page: 28

**PGM Year:** 2022  
**Project:** 0007 - YOUTH ACTIVITIES AND SERVICES  
**IDIS Activity:** 2405 - B22 PS-COLONIA MEMORIAL PARK VETERANS GYM  
**Status:** Open  
**Location:** 195 N Marquita St Oxnard, CA 93030-3726  
**Objective:** Create suitable living environments  
**Outcome:** Availability/accessibility  
**Matrix Code:** Youth Services (05D)  
**National Objective:** LMC

**Activity to prevent, prepare for, and respond to Coronavirus:** No

**Initial Funding Date:** 04/27/2023

**Description:**

COLONIA GYM SERVES YOUTH IN PRIMARILY LOW/MODERATE INCOME NEIGHBORHOODS. PROVIDES RECREATIONAL ACTIVITIES AND ORGANIZED SPORTS FOR YOUTH BY PROVIDING ENRICHING AND SAFE ENVIRONMENT FOR POSITIVE CHANGE. COLONIA MEMORIAL PARK GYM IS LOCATED IN CENSUS TRACT 9100, BLOCK GROUP 4, 94.95% LMI.

**Financing**

	Fund Type	Grant Year	Grant	Funded Amount	Drawn In Program Year	Drawn Thru Program Year
CDBG	EN	2017	B17MC060534	\$4,607.68	\$0.00	\$4,607.68
		2018	B18MC060534	\$54,783.92	\$0.00	\$54,783.92
<b>Total</b>	<b>Total</b>			<b>\$59,391.60</b>	<b>\$0.00</b>	<b>\$59,391.60</b>

**Proposed Accomplishments**

People (General) : 400

**Actual Accomplishments**

Number assisted:

	Owner		Renter		Total		Person	
	Total	Hispanic	Total	Hispanic	Total	Hispanic	Total	Hispanic
White:	0	0	0	0	0	0	54	51
Black/African American:	0	0	0	0	0	0	8	3
Asian:	0	0	0	0	0	0	10	1
American Indian/Alaskan Native:	0	0	0	0	0	0	0	0
Native Hawaiian/Other Pacific Islander:	0	0	0	0	0	0	0	0
American Indian/Alaskan Native & White:	0	0	0	0	0	0	0	0
Asian White:	0	0	0	0	0	0	2	0
Black/African American & White:	0	0	0	0	0	0	1	0
American Indian/Alaskan Native & Black/African American:	0	0	0	0	0	0	0	0
Other multi-racial:	0	0	0	0	0	0	7	6
Asian/Pacific Islander:	0	0	0	0	0	0	0	0

PR03 - OXNARD

Page: 28 of 70



U.S. Department of Housing and Urban Development  
 Office of Community Planning and Development  
 Integrated Disbursement and Information System  
 CDBG Activity Summary Report (GPR) for Program Year 2023  
 OXNARD

Date: 26-Sep-2024  
 Time: 19:40  
 Page: 29

Hispanic:	0	0	0	0	0	0	0	0
<b>Total:</b>	<b>0</b>	<b>0</b>	<b>0</b>	<b>0</b>	<b>0</b>	<b>0</b>	<b>82</b>	<b>61</b>
Female-headed Households:	0	0	0	0	0	0	0	0
<i>Income Category:</i>								
	<b>Owner</b>	<b>Renter</b>	<b>Total</b>	<b>Person</b>				
Extremely Low	0	0	0	22				
Low Mod	0	0	0	44				
Moderate	0	0	0	9				
Non Low Moderate	0	0	0	7				
Total	0	0	0	82				
Percent Low/Mod				91.5%				

**Annual Accomplishments**

<b>Years</b>	<b>Accomplishment Narrative</b>	<b># Benefiting</b>
2022	FOR THE FIRST QUARTER, SERVICES WERE PROVIDED TO 50 YOUTH. FOR THE SECOND QUARTER, SERVICES WERE PROVIDED TO 12 YOUTH. FOR THE THIRD QUARTER, SERVICES WERE PROVIDED TO 6 YOUTH. FOR THE FOURTH QUARTER, SERVICES WERE PROVIDED TO 14 PEOPLE. YOUTH SERVICES WERE PROVIDED TO A TOTAL OF 82 YOUTH IN FY 2022-23. UNABLE TO MEET GOAL DUE TO A SIGNIFICANT NUMBER OF FAMILIES EXPRESSED LINGERING CONCERNS ABOUT THE INDOOR ACTIVITIES REGARDING THEIR HEALTH AND COVID-19.	

DRAFT



U.S. Department of Housing and Urban Development  
 Office of Community Planning and Development  
 Integrated Disbursement and Information System  
 CDBG Activity Summary Report (GPR) for Program Year 2023  
 OXNARD

Date: 26-Sep-2024  
 Time: 19:40  
 Page: 30

**PGM Year:** 2022  
**Project:** 0007 - YOUTH ACTIVITIES AND SERVICES  
**IDIS Activity:** 2406 - B22 PS-SOUTHWINDS YOUTH CENTER  
**Status:** Completed 9/28/2023 12:00:00 AM  
**Location:** 300 W Clara St Oxnard, CA 93033-1430  
**Objective:** Create suitable living environments  
**Outcome:** Availability/accessibility  
**Matrix Code:** Youth Services (05D)  
**National Objective:** LMC

**Activity to prevent, prepare for, and respond to Coronavirus:** No

**Initial Funding Date:** 04/27/2023

**Description:**

GRANT FUDNING WILL PROVIDE ACTIVITIES THROUGH EDUCATION, RECREATION, SPORTS AND ENRICHMENT PROGRAMS FOR YOUTH. SOUTHWINDS YOUTH CENTER IS LOCATED IN CENSUS TRACT 4506, BLOCK GROUP 2, 100% LMI.

**Financing**

	Fund Type	Grant Year	Grant	Funded Amount	Drawn In Program Year	Drawn Thru Program Year
CDBG	EN	2018	B18MC060534	\$40,226.23	\$0.00	\$40,226.23
<b>Total</b>	<b>Total</b>			<b>\$40,226.23</b>	<b>\$0.00</b>	<b>\$40,226.23</b>

**Proposed Accomplishments**

People (General) : 400

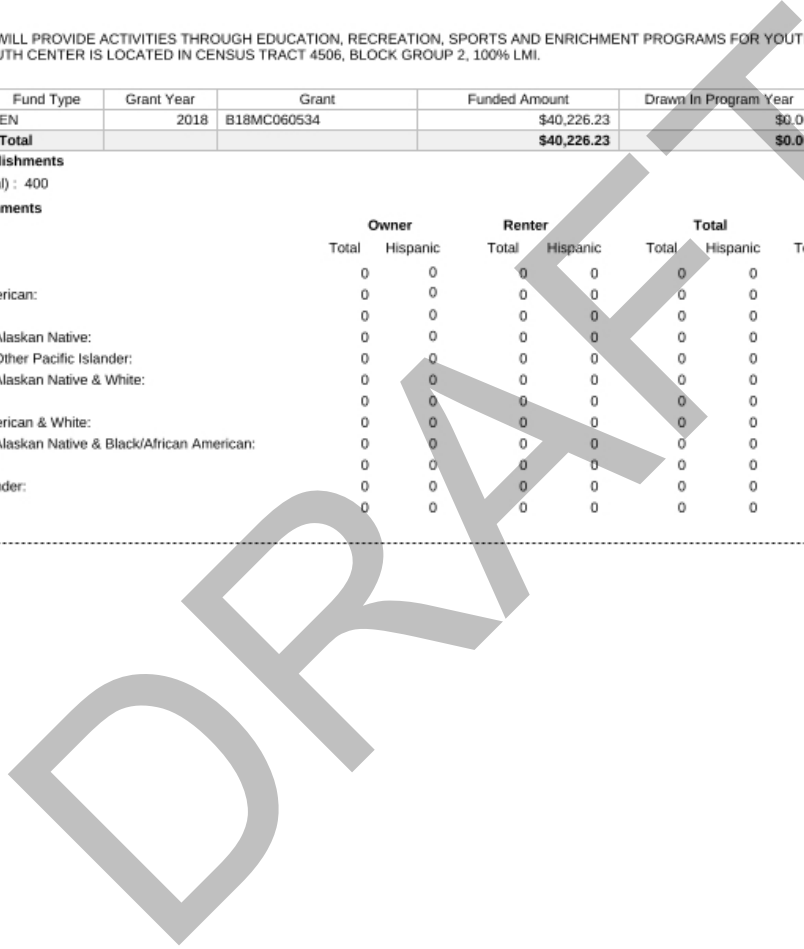
**Actual Accomplishments**

Number assisted:

	Owner		Renter		Total		Person	
	Total	Hispanic	Total	Hispanic	Total	Hispanic	Total	Hispanic
White:	0	0	0	0	0	0	376	372
Black/African American:	0	0	0	0	0	0	8	0
Asian:	0	0	0	0	0	0	0	0
American Indian/Alaskan Native:	0	0	0	0	0	0	0	0
Native Hawaiian/Other Pacific Islander:	0	0	0	0	0	0	0	0
American Indian/Alaskan Native & White:	0	0	0	0	0	0	0	0
Asian White:	0	0	0	0	0	0	8	0
Black/African American & White:	0	0	0	0	0	0	0	0
American Indian/Alaskan Native & Black/African American:	0	0	0	0	0	0	0	0
Other multi-racial:	0	0	0	0	0	0	0	0
Asian/Pacific Islander:	0	0	0	0	0	0	0	0
Hispanic:	0	0	0	0	0	0	0	0

PR03 - OXNARD

Page: 30 of 70





U.S. Department of Housing and Urban Development  
 Office of Community Planning and Development  
 Integrated Disbursement and Information System  
 CDBG Activity Summary Report (GPR) for Program Year 2023  
 OXNARD

Date: 26-Sep-2024  
 Time: 19:40  
 Page: 31

<b>Total:</b>										<b>392</b>	<b>372</b>
Female-headed Households:										0	0
<b>Income Category:</b>	<b>Owner</b>	<b>Renter</b>	<b>Total</b>		<b>Person</b>						
Extremely Low	0	0	0		346						
Low Mod	0	0	0		38						
Moderate	0	0	0		8						
Non Low Moderate	0	0	0		0						
Total	0	0	0		392						
Percent Low/Mod					100.0%						

**Annual Accomplishments**

<b>Years</b>	<b>Accomplishment Narrative</b>	<b># Benefiting</b>
2022	FOR THE FIRST QUARTER, SERVICES WERE PROVIDED TO 67 YOUTH. FOR THE SECOND QUARTER, SERVICES PROVIDED TO 79 YOUTH. FOR THE THRID QUARTER, SERVICES WERE PROVIDED TO 104 YOUTH. FOR THE FOURTH QUARTER, SERVICES WERE PROVIDED TO 142 YOUTH. FOR 2022-23, SERVICES WERE PROVIDED TO 392 YOUTH.	

DRAFT



U.S. Department of Housing and Urban Development  
 Office of Community Planning and Development  
 Integrated Disbursement and Information System  
 CDBG Activity Summary Report (GPR) for Program Year 2023  
 OXNARD

Date: 26-Sep-2024  
 Time: 19:40  
 Page: 32

**PGM Year:** 2022  
**Project:** 0007 - YOUTH ACTIVITIES AND SERVICES  
**IDIS Activity:** 2407 - B22 PS-POLICE ACTIVITIES LEAGUE  
**Status:** Completed 9/28/2023 2:25:13 PM  
**Location:** 350 S K St Oxnard, CA 93030-5205  
**Objective:** Create suitable living environments  
**Outcome:** Availability/accessibility  
**Matrix Code:** Youth Services (05D)  
**National Objective:** LMC

**Activity to prevent, prepare for, and respond to Coronavirus:** No

**Initial Funding Date:** 04/27/2023

**Description:**

GRANT FUNDING WILL BE USED TO PROVIDE INTERVENTION PROGRAMS BY PROVIDING YOUTH ENRICHING ACTIVITIES (EDUCATION, ATHLETIC, AND RECREATIONAL) CREATING A SAFE ENVIRONMENT.  
 OXNARD POLICE ACTIVITY LEAGUE GYM IS LOCATED IN CENSUS TRACT 8700, BLOCK GROUP 1, 57.0% LMI.  
 THE ENTIRE CITY OF OXNARD IS 60.23% LMI.

**Financing**

	Fund Type	Grant Year	Grant	Funded Amount	Drawn In Program Year	Drawn Thru Program Year
CDBG	EN	2018	B18MC060534	\$59,402.69	\$0.00	\$59,402.69
<b>Total</b>	<b>Total</b>			<b>\$59,402.69</b>	<b>\$0.00</b>	<b>\$59,402.69</b>

**Proposed Accomplishments**

People (General) : 300

**Actual Accomplishments**

Number assisted:

	Owner		Renter		Total		Person	
	Total	Hispanic	Total	Hispanic	Total	Hispanic	Total	Hispanic
White:	0	0	0	0	0	0	392	374
Black/African American:	0	0	0	0	0	0	25	1
Asian:	0	0	0	0	0	0	9	0
American Indian/Alaskan Native:	0	0	0	0	0	0	0	0
Native Hawaiian/Other Pacific Islander:	0	0	0	0	0	0	16	8
American Indian/Alaskan Native & White:	0	0	0	0	0	0	0	0
Asian White:	0	0	0	0	0	0	14	14
Black/African American & White:	0	0	0	0	0	0	0	0
American Indian/Alaskan Native & Black/African American:	0	0	0	0	0	0	0	0
Other multi-racial:	0	0	0	0	0	0	0	0
Asian/Pacific Islander:	0	0	0	0	0	0	0	0

PR03 - OXNARD

Page: 32 of 70



U.S. Department of Housing and Urban Development  
 Office of Community Planning and Development  
 Integrated Disbursement and Information System  
 CDBG Activity Summary Report (GPR) for Program Year 2023  
 OXNARD

Date: 26-Sep-2024  
 Time: 19:40  
 Page: 33

Hispanic:	0	0	0	0	0	0	0	0
<b>Total:</b>	<b>0</b>	<b>0</b>	<b>0</b>	<b>0</b>	<b>0</b>	<b>0</b>	<b>456</b>	<b>397</b>
Female-headed Households:	0		0		0			
<i>Income Category:</i>								
	<b>Owner</b>	<b>Renter</b>	<b>Total</b>	<b>Person</b>				
Extremely Low	0	0	0	215				
Low Mod	0	0	0	223				
Moderate	0	0	0	18				
Non Low Moderate	0	0	0	0				
Total	0	0	0	456				
Percent Low/Mod					100.0%			

**Annual Accomplishments**

<b>Years</b>	<b>Accomplishment Narrative</b>	<b># Benefiting</b>
2022	FOR THE FIRST QUARTER, SERVICES WERE PROVIDED TO 131 YOUTH. FOR THE SECOND QUARTER, SERVICES PROVIDED TO 139 YOUTH. FOR THE THRID QUARTER, SERVICES WERE PROVIDED TO 89 YOUTH. FOR THE THRID FOURTH, SERVICES WERE PROVIDED TO 97 YOUTH. FOR 2022-23, SERVICES WERE PROVIDED TO 456 YOUTH.	

DRAFT





U.S. Department of Housing and Urban Development  
 Office of Community Planning and Development  
 Integrated Disbursement and Information System  
 CDBG Activity Summary Report (GPR) for Program Year 2023  
 OXNARD

Date: 26-Sep-2024  
 Time: 19:40  
 Page: 34

**PGM Year:** 2022  
**Project:** 0005 - ASSISTANCE FOR SENIOR RESIDENTS  
**IDIS Activity:** 2408 - B22 PS-PALM VISTA SENIOR CENTER  
**Status:** Completed 9/28/2023 12:00:00 AM  
**Location:** 801 S C St Oxnard, CA 93030-7044  
**Objective:** Create suitable living environments  
**Outcome:** Availability/accessibility  
**Matrix Code:** Senior Services (05A)  
**National Objective:** LMC

**Activity to prevent, prepare for, and respond to Coronavirus:** No

**Initial Funding Date:** 04/27/2023

**Description:**

THE PROGRAM ENTAILS EDUCATIONAL, PHYSICAL AND SOCIAL ACTIVITIES TO IMPROVE THE QUALITY OF LIFE FOR SENIORS IN OXNARD. PALM VISTA SENIOR CENTER IS LOCATED IN CENSUS TRACT 8600, BLOCK GROUP 2, 85.87% LMI.

**Financing**

	Fund Type	Grant Year	Grant	Funded Amount	Drawn In Program Year	Drawn Thru Program Year
CDBG	EN	2018	B18MC060534	\$56,549.00	\$0.00	\$56,549.00
<b>Total</b>	<b>Total</b>			<b>\$56,549.00</b>	<b>\$0.00</b>	<b>\$56,549.00</b>

**Proposed Accomplishments**

People (General) : 100

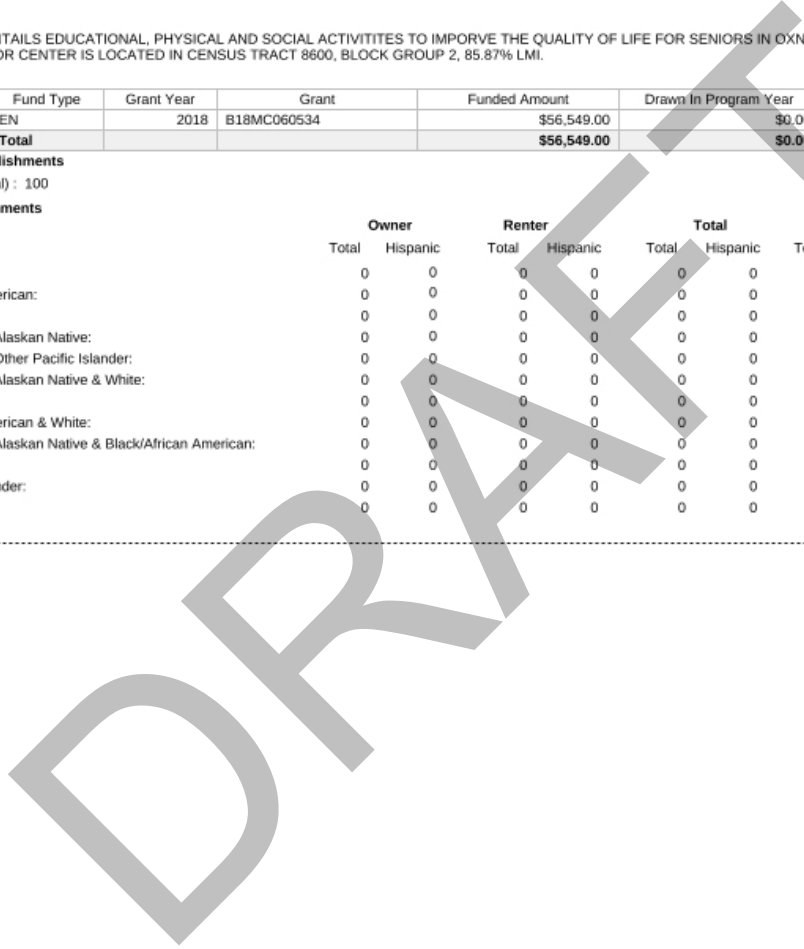
**Actual Accomplishments**

Number assisted:

	Owner		Renter		Total		Person	
	Total	Hispanic	Total	Hispanic	Total	Hispanic	Total	Hispanic
White:	0	0	0	0	0	0	10	0
Black/African American:	0	0	0	0	0	0	1	0
Asian:	0	0	0	0	0	0	5	0
American Indian/Alaskan Native:	0	0	0	0	0	0	0	0
Native Hawaiian/Other Pacific Islander:	0	0	0	0	0	0	0	0
American Indian/Alaskan Native & White:	0	0	0	0	0	0	0	0
Asian White:	0	0	0	0	0	0	0	0
Black/African American & White:	0	0	0	0	0	0	0	0
American Indian/Alaskan Native & Black/African American:	0	0	0	0	0	0	0	0
Other multi-racial:	0	0	0	0	0	0	27	27
Asian/Pacific Islander:	0	0	0	0	0	0	0	0
Hispanic:	0	0	0	0	0	0	0	0

PR03 - OXNARD

Page: 34 of 70





U.S. Department of Housing and Urban Development  
 Office of Community Planning and Development  
 Integrated Disbursement and Information System  
 CDBG Activity Summary Report (GPR) for Program Year 2023  
 OXNARD

Date: 26-Sep-2024  
 Time: 19:40  
 Page: 35

<b>Total:</b>									<b>43</b>	<b>27</b>
Female-headed Households:									0	0
<i>Income Category:</i>	<b>Owner</b>	<b>Renter</b>	<b>Total</b>		<b>Person</b>					
Extremely Low	0	0	0		43					
Low Mod	0	0	0		0					
Moderate	0	0	0		0					
Non Low Moderate	0	0	0		0					
Total	0	0	0		43					
Percent Low/Mod					100.0%					

**Annual Accomplishments**

<b>Years</b>	<b>Accomplishment Narrative</b>	<b># Benefiting</b>
2022	FOR THE FIRST QUARTER, SERVICES WERE PROVIDED TO 10 SENIORS. FOR THE SECOND QUARTER, SERVICES PROVIDED TO 5 SENIORS. FOR THE THRID QUARTER, SERVICES WERE PROVIDED TO 5 SENIORS. FOR THE FOURTH QUARTER, SERVICES WERE PROVIDED TO 23 SENIORS. FOR 2022-23, SERVICES WERE PROVIDED TO 43 SENIORS. PALM VISTA SENIOR PROGRAM OVERALL HAD DIFFICULTY MEETING THE PROPOSED ACCOMPLISHMENT, IN QUARTER 1 & 2 DUE TO A SURGE IN COVID-19 AND BEING THE "FLU" SEASON; IN QUARTER 3 DUE TO A SURGE IN WET WEATHER (RAIN) AND COLD TEMPERATURE SEASON PALM; AND IN QUARTER 4 SAW SLIGHT INCREASE IN NEW SENIORS PARTICIPANTS.	

DRAFT



U.S. Department of Housing and Urban Development  
 Office of Community Planning and Development  
 Integrated Disbursement and Information System  
 CDBG Activity Summary Report (GPR) for Program Year 2023  
 OXNARD

Date: 26-Sep-2024  
 Time: 19:40  
 Page: 36

**PGM Year:** 2022  
**Project:** 0006 - OTHER PUBLIC SERVICES  
**IDIS Activity:** 2409 - B22 PS-SHELTER CARE RESOURCES  
**Status:** Completed 9/28/2023 2:24:16 PM  
**Location:** 940 S A St Oxnard, CA 93030-7441  
**Objective:** Create suitable living environments  
**Outcome:** Availability/accessibility  
**Matrix Code:** Operating Costs of Homeless/AIDS Patients Programs (03T)  
**National Objective:** LMC

**Activity to prevent, prepare for, and respond to Coronavirus:** No

**Initial Funding Date:** 04/27/2023

**Description:**  
 GRANT FUNDING WILL BE USED FOR HOMELESS SERVICES IN OXNARD.  
 SHELTER CARE RESOURCES IS LOCATED IN CENSUS TRACT 8600, BLOCK GROUP 3, 71.17% LMI.

**Financing**

	Fund Type	Grant Year	Grant	Funded Amount	Drawn In Program Year	Drawn Thru Program Year
CDBG	EN	2018	B18MC060534	\$14,137.00	\$0.00	\$14,137.00
<b>Total</b>	<b>Total</b>			<b>\$14,137.00</b>	<b>\$0.00</b>	<b>\$14,137.00</b>

**Proposed Accomplishments**

People (General) : 800

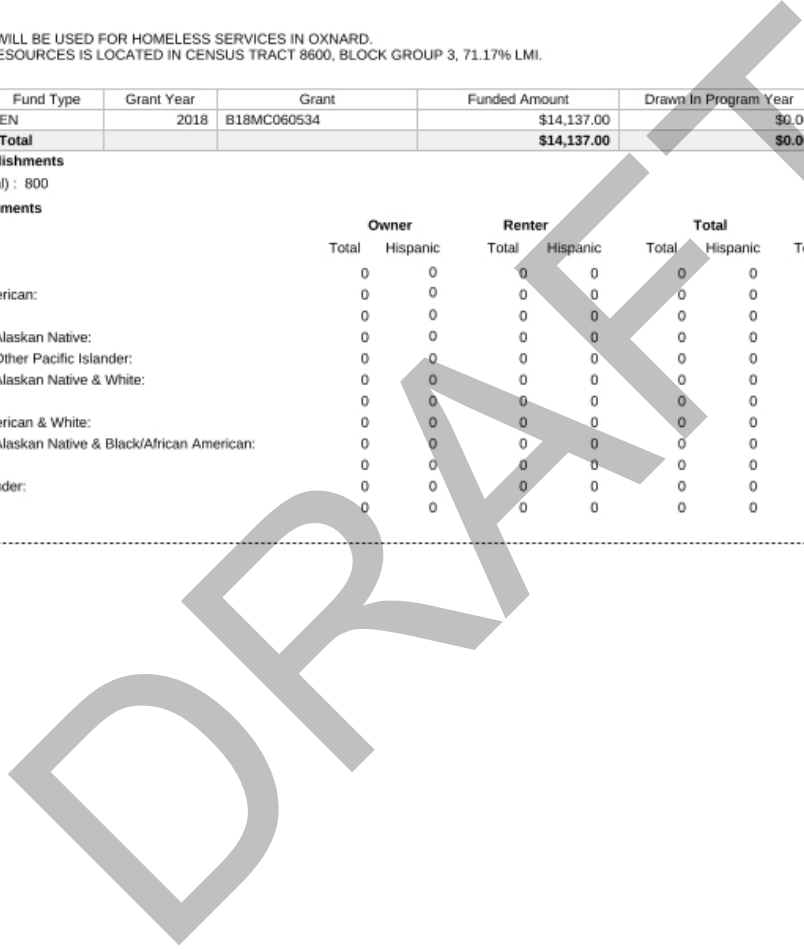
**Actual Accomplishments**

Number assisted:

	Owner		Renter		Total		Person	
	Total	Hispanic	Total	Hispanic	Total	Hispanic	Total	Hispanic
White:	0	0	0	0	0	0	706	665
Black/African American:	0	0	0	0	0	0	7	2
Asian:	0	0	0	0	0	0	0	0
American Indian/Alaskan Native:	0	0	0	0	0	0	9	6
Native Hawaiian/Other Pacific Islander:	0	0	0	0	0	0	0	0
American Indian/Alaskan Native & White:	0	0	0	0	0	0	0	0
Asian White:	0	0	0	0	0	0	0	0
Black/African American & White:	0	0	0	0	0	0	0	0
American Indian/Alaskan Native & Black/African American:	0	0	0	0	0	0	0	0
Other multi-racial:	0	0	0	0	0	0	230	207
Asian/Pacific Islander:	0	0	0	0	0	0	0	0
Hispanic:	0	0	0	0	0	0	0	0

PR03 - OXNARD

Page: 36 of 70





U.S. Department of Housing and Urban Development  
 Office of Community Planning and Development  
 Integrated Disbursement and Information System  
 CDBG Activity Summary Report (GPR) for Program Year 2023  
 OXNARD

Date: 26-Sep-2024  
 Time: 19:40  
 Page: 37

<b>Total:</b>									<b>952</b>	<b>880</b>
Female-headed Households:									0	0
<b>Income Category:</b>	<b>Owner</b>	<b>Renter</b>	<b>Total</b>	<b>Person</b>						
Extremely Low	0	0	0	950						
Low Mod	0	0	0	2						
Moderate	0	0	0	0						
Non Low Moderate	0	0	0	0						
Total	0	0	0	952						
Percent Low/Mod				100.0%						

**Annual Accomplishments**

<b>Years</b>	<b>Accomplishment Narrative</b>	<b># Benefiting</b>
2022	FOR THE FIRST QUARTER, SERVICES WERE PROVIDED TO 186 PEOPLE. FOR THE SECOND QUARTER, SERVICES WERE PROVIDED TO 232 PEOPLE. FOR THE THIRD QUARTER, SERVICES WERE PROVIDED TO 314 PEOPLE. FOR THE FOURTH QUARTER, SERVICES WERE PROVIDED TO 220 PEOPLE. IN FY 2022-23, HOMELESS SERVICES WERE PROVIDED TO A TOTAL OF 952 PEOPLE.	

DRAFT



U.S. Department of Housing and Urban Development  
 Office of Community Planning and Development  
 Integrated Disbursement and Information System  
 CDBG Activity Summary Report (GPR) for Program Year 2023  
 OXNARD

Date: 26-Sep-2024  
 Time: 19:40  
 Page: 38

**PGM Year:** 2022  
**Project:** 0007 - YOUTH ACTIVITIES AND SERVICES  
**IDIS Activity:** 2410 - B22 PS-OXNARD PERFORMING ARTS CENTER- CREATIVE YOUTH DEVELOPMENT  
**Status:** Completed 9/28/2023 12:00:00 AM  
**Location:** 800 Hobson Way Oxnard, CA 93030-6723  
**Objective:** Create suitable living environments  
**Outcome:** Availability/accessibility  
**Matrix Code:** Youth Services (05D)  
**National Objective:** LMC

**Activity to prevent, prepare for, and respond to Coronavirus:** No

**Initial Funding Date:** 04/27/2023

**Description:**

PROVIDE FREE YEAR-ROUND ART CLASSES AND CAMPS FOR LOW- AND MODERATE-INCOME YOUTH IN OXNARD. OXNARD PERFORMING ART CENTER IS LOCATED CENSUS TRACT 8600, BLOCK GROUP 2, 85.87% LMI.

**Financing**

	Fund Type	Grant Year	Grant	Funded Amount	Drawn In Program Year	Drawn Thru Program Year
CDBG	EN	2018	B18MC060534	\$18,716.17	\$0.00	\$18,716.17
<b>Total</b>	<b>Total</b>			<b>\$18,716.17</b>	<b>\$0.00</b>	<b>\$18,716.17</b>

**Proposed Accomplishments**

People (General) : 110

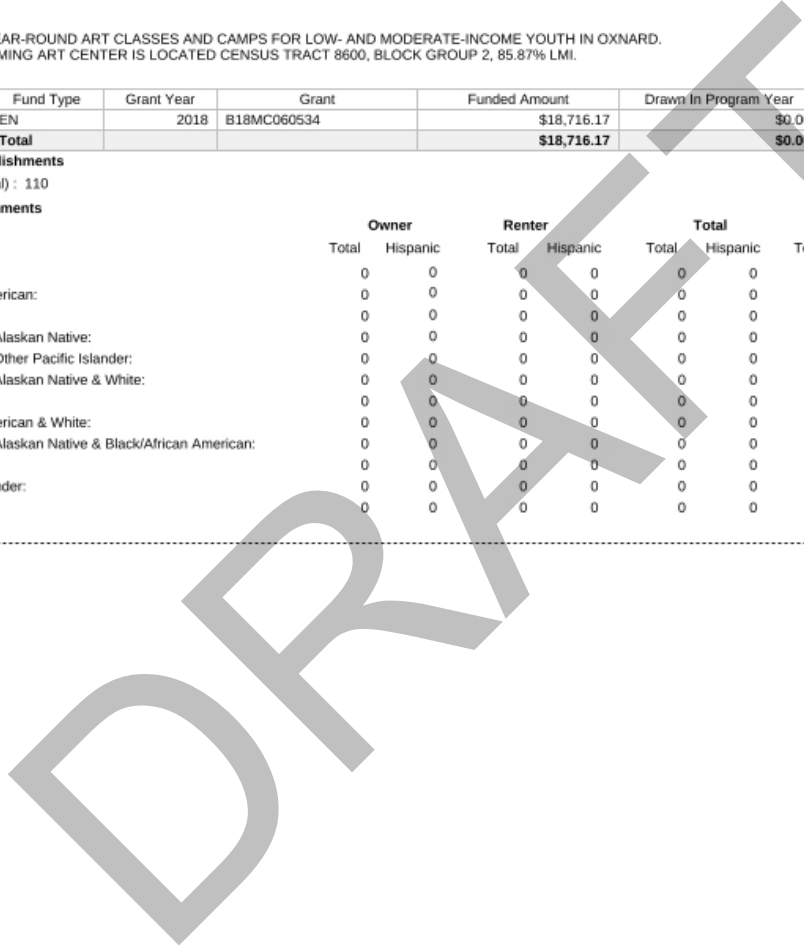
**Actual Accomplishments**

Number assisted:

	Owner		Renter		Total		Person	
	Total	Hispanic	Total	Hispanic	Total	Hispanic	Total	Hispanic
White:	0	0	0	0	0	0	55	52
Black/African American:	0	0	0	0	0	0	0	0
Asian:	0	0	0	0	0	0	1	1
American Indian/Alaskan Native:	0	0	0	0	0	0	2	2
Native Hawaiian/Other Pacific Islander:	0	0	0	0	0	0	9	6
American Indian/Alaskan Native & White:	0	0	0	0	0	0	0	0
Asian White:	0	0	0	0	0	0	0	0
Black/African American & White:	0	0	0	0	0	0	0	0
American Indian/Alaskan Native & Black/African American:	0	0	0	0	0	0	0	0
Other multi-racial:	0	0	0	0	0	0	63	47
Asian/Pacific Islander:	0	0	0	0	0	0	0	0
Hispanic:	0	0	0	0	0	0	0	0

PR03 - OXNARD

Page: 38 of 70





U.S. Department of Housing and Urban Development  
 Office of Community Planning and Development  
 Integrated Disbursement and Information System  
 CDBG Activity Summary Report (GPR) for Program Year 2023  
 OXNARD

Date: 26-Sep-2024  
 Time: 19:40  
 Page: 39

<b>Total:</b>									<b>130</b>	<b>108</b>
Female-headed Households:									0	0
<b>Income Category:</b>	<b>Owner</b>	<b>Renter</b>	<b>Total</b>	<b>Person</b>						
Extremely Low	0	0	0	42						
Low Mod	0	0	0	49						
Moderate	0	0	0	39						
Non Low Moderate	0	0	0	0						
Total	0	0	0	130						
Percent Low/Mod				100.0%						

**Annual Accomplishments**

<b>Years</b>	<b>Accomplishment Narrative</b>	<b># Benefiting</b>
2022	FOR THE FIRST QUARTER, SERVICES WERE PROVIDED TO 26 YOUTH. THE SECOND QUARTER, SERVICES WERE PROVIDED TO 40 YOUTH. FOR THE THIRD QUARTER, SERVICES WERE PROVIDED TO 31 YOUTH. FOR THE THIRD QUARTER, SERVICES WERE PROVIDED TO 33 YOUTH. IN FY 2022-23, A TOTAL OF 130 YOUTH WERE SERVED. ART CAMP WAS OFFERED DURING THE SUMMER, WINTER AND SPRING BREAK. ART CLASSES DURING THE DAY AND NIGHT WERE OFFERED IN FY 2022-23.	

DRAFT



U.S. Department of Housing and Urban Development  
 Office of Community Planning and Development  
 Integrated Disbursement and Information System  
 CDBG Activity Summary Report (GPR) for Program Year 2023  
 OXNARD

Date: 26-Sep-2024  
 Time: 19:40  
 Page: 40

**PGM Year:** 2022  
**Project:** 0006 - OTHER PUBLIC SERVICES  
**IDIS Activity:** 2411 - B22 PS-LIVINGSTON MEMORIAL VISITING NURSES ASSOC  
**Status:** Completed 8/23/2023 12:00:00 AM **Objective:** Create suitable living environments  
**Location:** 1996 Eastman Ave Ste 101 Ventura, CA 93003-5768 **Outcome:** Availability/accessibility  
**Matrix Code:** Health Services (05M) **National Objective:** LMC

**Activity to prevent, prepare for, and respond to Coronavirus:** No

**Initial Funding Date:** 08/23/2023

**Description:**

GRANT FUNDING WILL BE USED TO PROVIDE HOME HEALTHCARE LOW- AND MODERATE INCOME OXNARD RESIDENTS. THE ENTIRE CITY OF OXNARD IS 60.23% LMI.

**Financing**

	Fund Type	Grant Year	Grant	Funded Amount	Drawn In Program Year	Drawn Thru Program Year
CDBG	EN	2022	B22MC060534	\$18,850.00	\$0.00	\$18,850.00
<b>Total</b>	<b>Total</b>			<b>\$18,850.00</b>	<b>\$0.00</b>	<b>\$18,850.00</b>

**Proposed Accomplishments**

People (General) : 60

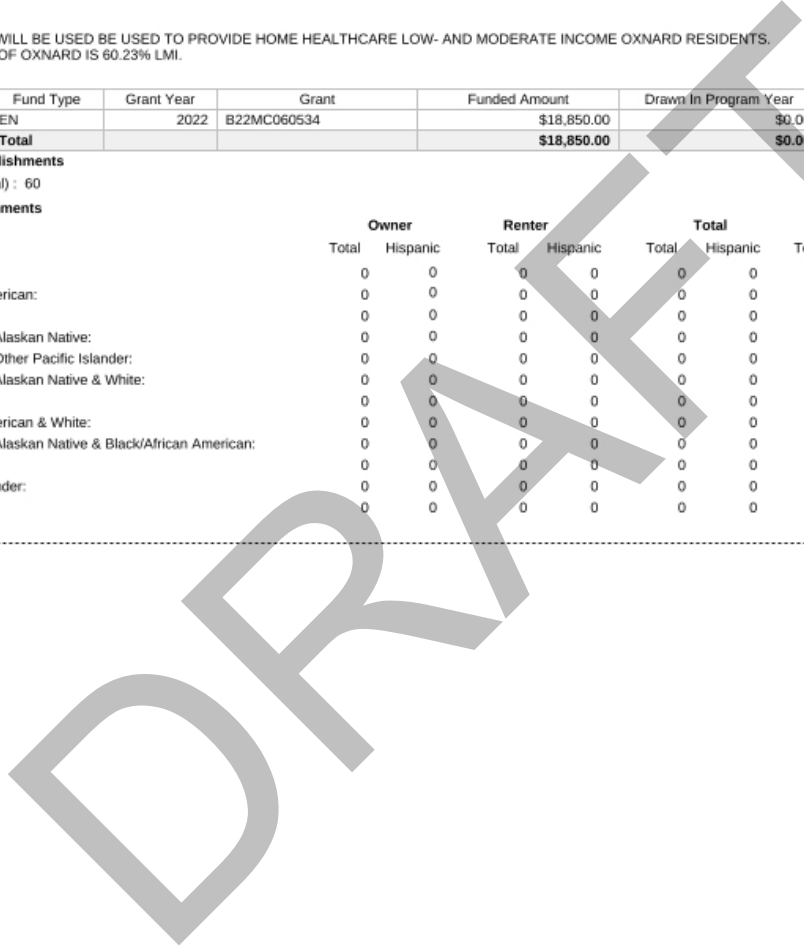
**Actual Accomplishments**

Number assisted:

	Owner		Renter		Total		Person	
	Total	Hispanic	Total	Hispanic	Total	Hispanic	Total	Hispanic
White:	0	0	0	0	0	0	57	40
Black/African American:	0	0	0	0	0	0	1	1
Asian:	0	0	0	0	0	0	1	0
American Indian/Alaskan Native:	0	0	0	0	0	0	0	0
Native Hawaiian/Other Pacific Islander:	0	0	0	0	0	0	0	0
American Indian/Alaskan Native & White:	0	0	0	0	0	0	0	0
Asian White:	0	0	0	0	0	0	0	0
Black/African American & White:	0	0	0	0	0	0	0	0
American Indian/Alaskan Native & Black/African American:	0	0	0	0	0	0	0	0
Other multi-racial:	0	0	0	0	0	0	1	0
Asian/Pacific Islander:	0	0	0	0	0	0	0	0
Hispanic:	0	0	0	0	0	0	0	0

PR03 - OXNARD

Page: 40 of 70





U.S. Department of Housing and Urban Development  
 Office of Community Planning and Development  
 Integrated Disbursement and Information System  
 CDBG Activity Summary Report (GPR) for Program Year 2023  
 OXNARD

Date: 26-Sep-2024  
 Time: 19:40  
 Page: 41

<b>Total:</b>									<b>60</b>	<b>41</b>
Female-headed Households:									0	0
<b>Income Category:</b>	<b>Owner</b>	<b>Renter</b>	<b>Total</b>	<b>Person</b>						
Extremely Low	0	0	0	51						
Low Mod	0	0	0	9						
Moderate	0	0	0	0						
Non Low Moderate	0	0	0	0						
Total	0	0	0	60						
Percent Low/Mod				100.0%						

**Annual Accomplishments**

<b>Years</b>	<b>Accomplishment Narrative</b>	<b># Benefiting</b>
2022	FOR THE FIRST QUARTER, 15 LOW INCOME OXNARD RESIDENT WERE PROVIDED SERVICES. FOR THE SECOND QUARTER, 15 LOW INCOME OXNARD RESIDENTS WERE OFFERED SERVICES. FOR THE THIRD QUARTER, 15 LOW-INCOME OXNARD RESIDENTS WERE OFFERED SERVICES. FOR THE FOURTH QUARTER, 15 LOW-INCOME OXNARD RESIDENTS WERE OFFERED SERVICES. A TOTAL OF 60 OXNARD RESIDENTS WERE SERVED IN FY 2022-23.	

DRAFT





U.S. Department of Housing and Urban Development  
 Office of Community Planning and Development  
 Integrated Disbursement and Information System  
 CDBG Activity Summary Report (GPR) for Program Year 2023  
 OXNARD

Date: 26-Sep-2024  
 Time: 19:40  
 Page: 42

**PGM Year:** 2022  
**Project:** 0010 - ADMINISTRATION  
**IDIS Activity:** 2412 - B22 ADMINISTRATION - GRANTS MANAGEMENT  
**Status:** Completed 9/28/2023 12:00:00 AM  
**Location:** ,  
**Objective:**  
**Outcome:**  
**Matrix Code:** General Program Administration (21A) **National Objective:**

**Activity to prevent, prepare for, and respond to Coronavirus:** No

**Initial Funding Date:** 12/06/2022

**Description:**  
 Administrative activities for the CDBG and HOME program.

**Financing**

	Fund Type	Grant Year	Grant	Funded Amount	Drawn In Program Year	Drawn Thru Program Year
CDBG	AD	2022	B22MC060534	\$473,056.00	\$0.00	\$473,056.00
	PI			\$9,539.60	\$0.00	\$9,539.60
<b>Total</b>	<b>Total</b>			<b>\$482,595.60</b>	<b>\$0.00</b>	<b>\$482,595.60</b>

**Proposed Accomplishments**

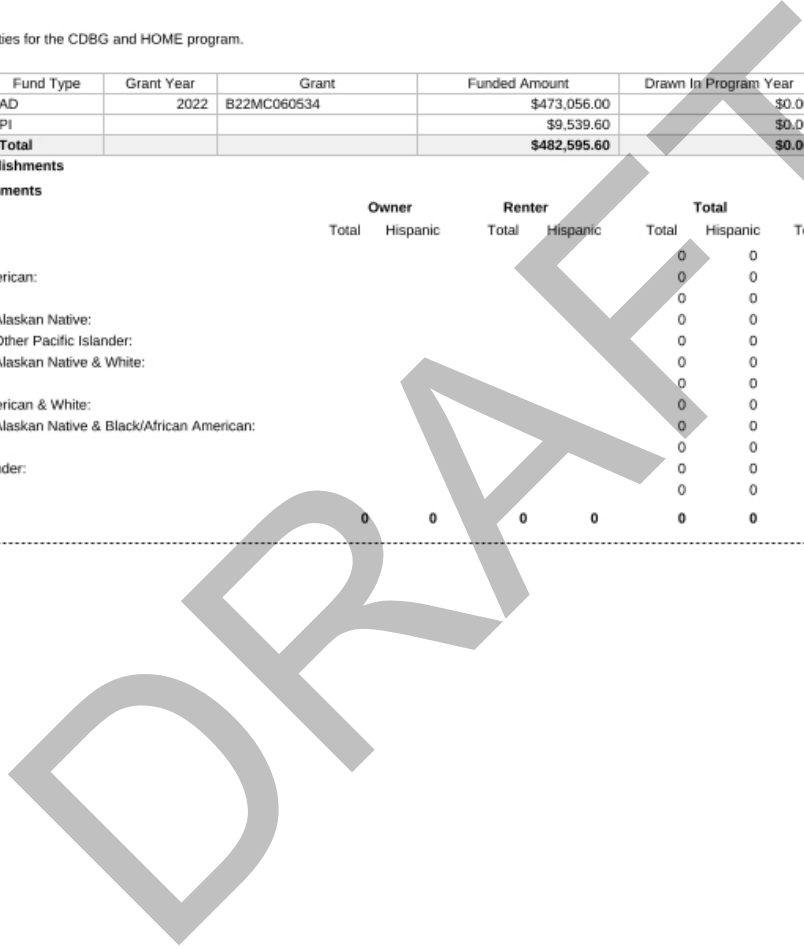
**Actual Accomplishments**

Number assisted:

	Owner		Renter		Total		Person	
	Total	Hispanic	Total	Hispanic	Total	Hispanic	Total	Hispanic
White:	0	0	0	0	0	0	0	0
Black/African American:	0	0	0	0	0	0	0	0
Asian:	0	0	0	0	0	0	0	0
American Indian/Alaskan Native:	0	0	0	0	0	0	0	0
Native Hawaiian/Other Pacific Islander:	0	0	0	0	0	0	0	0
American Indian/Alaskan Native & White:	0	0	0	0	0	0	0	0
Asian White:	0	0	0	0	0	0	0	0
Black/African American & White:	0	0	0	0	0	0	0	0
American Indian/Alaskan Native & Black/African American:	0	0	0	0	0	0	0	0
Other multi-racial:	0	0	0	0	0	0	0	0
Asian/Pacific Islander:	0	0	0	0	0	0	0	0
Hispanic:	0	0	0	0	0	0	0	0
<b>Total:</b>	<b>0</b>	<b>0</b>	<b>0</b>	<b>0</b>	<b>0</b>	<b>0</b>	<b>0</b>	<b>0</b>

PR03 - OXNARD

Page: 42 of 70





Female-headed Households: 0

Income Category:	Owner	Renter	Total	Person
Extremely Low			0	
Low Mod			0	
Moderate			0	
Non Low Moderate			0	
Total	0	0	0	0
Percent Low/Mod				

**Annual Accomplishments**

No data returned for this view. This might be because the applied filter excludes all data.

DRAFT



U.S. Department of Housing and Urban Development  
 Office of Community Planning and Development  
 Integrated Disbursement and Information System  
 CDBG Activity Summary Report (GPR) for Program Year 2023  
 OXNARD

Date: 26-Sep-2024  
 Time: 19:40  
 Page: 44

**PGM Year:** 2022  
**Project:** 0011 - INFRASTRUCTURE AND PUBLIC FACILITIES  
**IDIS Activity:** 2419 - B22 CYPRESS PLACE LOAN (People's Self-Help Housing )  
**Status:** Open **Objective:** Provide decent affordable housing  
**Location:** 5536 Cypress Rd 5462 Cypress Rd Oxnard, CA 93033-8511 **Outcome:** Affordability  
**Matrix Code:** Clearance and Demolition (04) **National Objective:** LMA

**Activity to prevent, prepare for, and respond to Coronavirus:** No

**Initial Funding Date:** 09/18/2023

**Description:**  
 CLERANCE AND DEMOLITION AT CYPRESS PLACE.  
 ADDRESS: 5536 AND 5462 CYPRESS ROAD

**Financing**

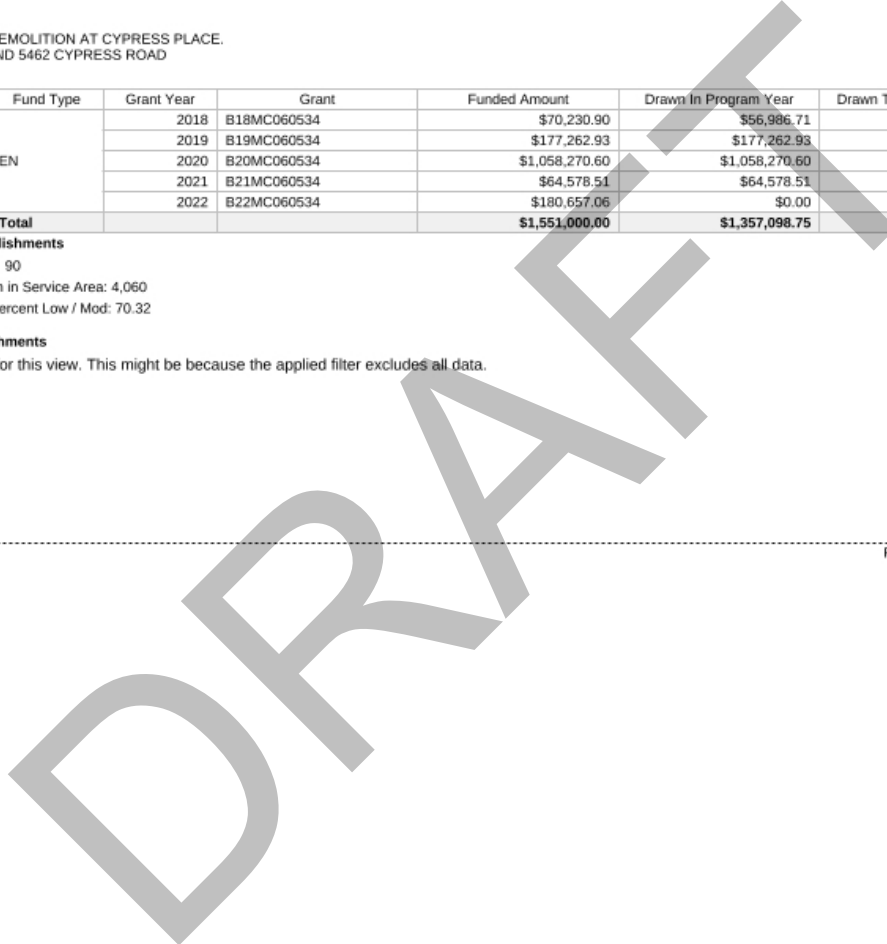
	Fund Type	Grant Year	Grant	Funded Amount	Drawn In Program Year	Drawn Thru Program Year
CDBG	EN	2018	B18MC060534	\$70,230.90	\$56,986.71	\$70,230.90
		2019	B19MC060534	\$177,262.93	\$177,262.93	\$177,262.93
		2020	B20MC060534	\$1,058,270.60	\$1,058,270.60	\$1,058,270.60
		2021	B21MC060534	\$64,578.51	\$64,578.51	\$64,578.51
		2022	B22MC060534	\$180,657.06	\$0.00	\$0.00
<b>Total</b>	<b>Total</b>			<b>\$1,551,000.00</b>	<b>\$1,357,098.75</b>	<b>\$1,370,342.94</b>

**Proposed Accomplishments**

Housing Units : 90  
 Total Population in Service Area: 4,060  
 Census Tract Percent Low / Mod: 70.32

**Annual Accomplishments**

No data returned for this view. This might be because the applied filter excludes all data.





U.S. Department of Housing and Urban Development  
 Office of Community Planning and Development  
 Integrated Disbursement and Information System  
 CDBG Activity Summary Report (GPR) for Program Year 2023  
 OXNARD

Date: 26-Sep-2024  
 Time: 19:40  
 Page: 45

**PGM Year:** 2023  
**Project:** 0005 - OTHER PUBLIC SERVICES  
**IDIS Activity:** 2425 - B23 PS-LIVINGSTON MEMORIAL VISITING NURSES ASSOC  
**Status:** Open  
**Location:** 1996 Eastman Ave Ste 101 Ventura, CA 93003-5768  
**Objective:** Create suitable living environments  
**Outcome:** Availability/accessibility  
**Matrix Code:** Health Services (05M)  
**National Objective:** LMC

**Activity to prevent, prepare for, and respond to Coronavirus:** No

**Initial Funding Date:** 03/25/2024

**Description:**

GRANT FUNDING WILL BE USED TO PROVIDE HOME HEALTHCARE FOR LOW- AND MODERATE-INCOME OXNARD RESIDENTS. THE ENTIRE CITY OF OXNARD IS 60.23% LMI.

**Financing**

	Fund Type	Grant Year	Grant	Funded Amount	Drawn In Program Year	Drawn Thru Program Year
CDBG	EN	2023	B23MC060534	\$8,000.00	\$8,000.00	\$8,000.00
<b>Total</b>	<b>Total</b>			<b>\$8,000.00</b>	<b>\$8,000.00</b>	<b>\$8,000.00</b>

**Proposed Accomplishments**

People (General) : 24

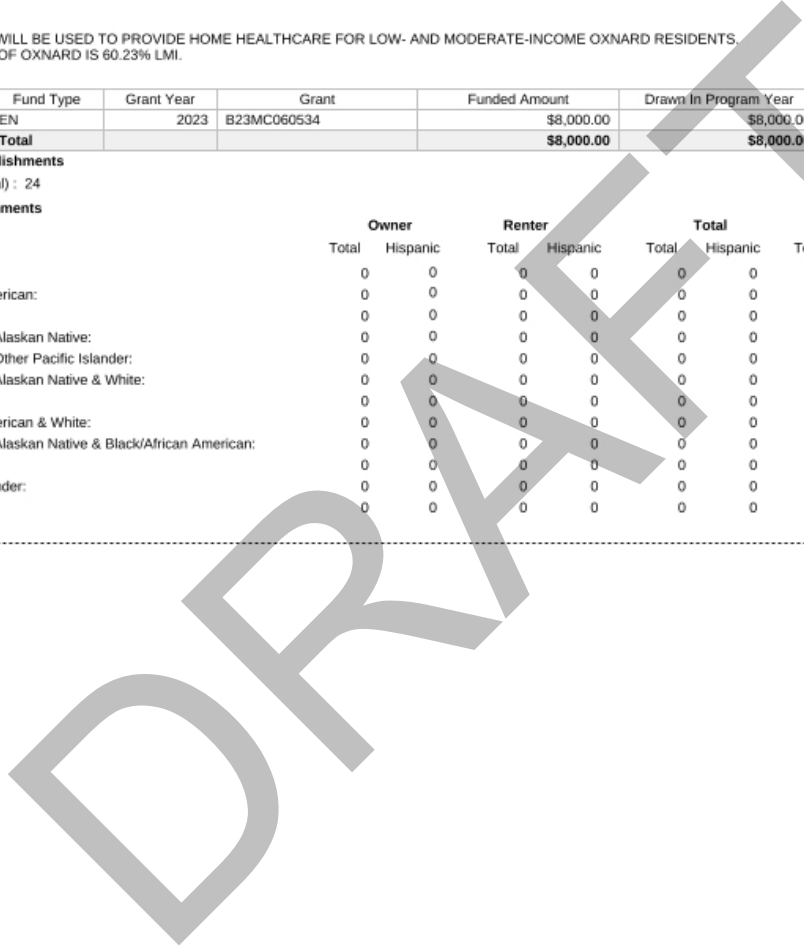
**Actual Accomplishments**

Number assisted:

	Owner		Renter		Total		Person	
	Total	Hispanic	Total	Hispanic	Total	Hispanic	Total	Hispanic
White:	0	0	0	0	0	0	25	18
Black/African American:	0	0	0	0	0	0	0	0
Asian:	0	0	0	0	0	0	0	0
American Indian/Alaskan Native:	0	0	0	0	0	0	0	0
Native Hawaiian/Other Pacific Islander:	0	0	0	0	0	0	1	0
American Indian/Alaskan Native & White:	0	0	0	0	0	0	0	0
Asian White:	0	0	0	0	0	0	0	0
Black/African American & White:	0	0	0	0	0	0	0	0
American Indian/Alaskan Native & Black/African American:	0	0	0	0	0	0	0	0
Other multi-racial:	0	0	0	0	0	0	0	0
Asian/Pacific Islander:	0	0	0	0	0	0	0	0
Hispanic:	0	0	0	0	0	0	0	0

PR03 - OXNARD

Page: 45 of 70





U.S. Department of Housing and Urban Development  
 Office of Community Planning and Development  
 Integrated Disbursement and Information System  
 CDBG Activity Summary Report (GPR) for Program Year 2023  
 OXNARD

Date: 26-Sep-2024  
 Time: 19:40  
 Page: 46

<b>Total:</b>									<b>26</b>	<b>18</b>
Female-headed Households:									0	0
<i>Income Category:</i>	<b>Owner</b>	<b>Renter</b>	<b>Total</b>		<b>Person</b>					
Extremely Low	0	0	0		26					
Low Mod	0	0	0		0					
Moderate	0	0	0		0					
Non Low Moderate	0	0	0		0					
Total	0	0	0		26					
Percent Low/Mod					100.0%					

**Annual Accomplishments**

<b>Years</b>	<b>Accomplishment Narrative</b>	<b># Benefiting</b>
2023	FOR THE FIRST QUARTER, 10 LOW INCOME OXNARD RESIDENT WERE PROVIDED HOME HEALTH SERVICES. FOR THE SECOND QUARTER, 6 LOW INCOME OXNARD RESIDENTS WERE PROVIDED HOME HEALTH SERVICES. FOR THE THIRD QUARTER, 10 LOW INCOME OXNARD RESIDENTS WERE PROVIDED HOME HEALTH SERVICES. IN FY 2023-24, 26 LOW INCOME OXNARD RESIDENTS WERE PROVIDED HOME HEALTH SERVICES. THE GOAL OF 24 WAS EXCEEDED. THE PROGRAM PROVIDED HOME HEALTH CARE VISITS, INCLUDING SKILLED NURSING, PHYSICAL AND OCCUPATIONAL THERAPY AND MEDICAL SOCIAL WORK TO RESIDENTS IN OXNARD.	

DRAFT



U.S. Department of Housing and Urban Development  
 Office of Community Planning and Development  
 Integrated Disbursement and Information System  
 CDBG Activity Summary Report (GPR) for Program Year 2023  
 OXNARD

Date: 26-Sep-2024  
 Time: 19:40  
 Page: 47

**PGM Year:** 2023  
**Project:** 0006 - YOUTH ACTIVITIES AND SERVICES  
**IDIS Activity:** 2426 - B23 PS-COLONIA MEMORIAL PARK VETERANS GYM  
**Status:** Open  
**Location:** 195 N Marquita St Oxnard, CA 93030-3726  
**Objective:** Create suitable living environments  
**Outcome:** Availability/accessibility  
**Matrix Code:** Youth Services (05D)  
**National Objective:** LMC

**Activity to prevent, prepare for, and respond to Coronavirus:** No

**Initial Funding Date:** 03/25/2024

**Description:**

COLONIA GYM SERVES YOUTH IN PRIMARILY LOW/MODERATE INCOME NEIGHBORHOODS. PROVIDES RECREATIONAL ACTIVITIES AND ORGANIZED SPORTS FOR YOUTH BY PROVIDING ENRICHING AND SAFE ENVIRONMENT FOR POSITIVE CHANGE. COLONIA MEMORIAL PARK GYM IS LOCATED IN CENSUS TRACT 9100, BLOCK GROUP 4, 94.95% LMI. THE ENTIRE CITY OF OXNARD IS LMI 60.23%.

**Financing**

	Fund Type	Grant Year	Grant	Funded Amount	Drawn In Program Year	Drawn Thru Program Year
CDBG	EN	2023	B23MC060534	\$46,989.61	\$46,989.61	\$46,989.61
<b>Total</b>	<b>Total</b>			<b>\$46,989.61</b>	<b>\$46,989.61</b>	<b>\$46,989.61</b>

**Proposed Accomplishments**

People (General) : 160

**Actual Accomplishments**

Number assisted:

	Owner		Renter		Total		Person	
	Total	Hispanic	Total	Hispanic	Total	Hispanic	Total	Hispanic
White:	0	0	0	0	0	0	206	192
Black/African American:	0	0	0	0	0	0	25	14
Asian:	0	0	0	0	0	0	10	1
American Indian/Alaskan Native:	0	0	0	0	0	0	10	7
Native Hawaiian/Other Pacific Islander:	0	0	0	0	0	0	0	0
American Indian/Alaskan Native & White:	0	0	0	0	0	0	3	3
Asian White:	0	0	0	0	0	0	2	0
Black/African American & White:	0	0	0	0	0	0	3	1
American Indian/Alaskan Native & Black/African American:	0	0	0	0	0	0	0	0
Other multi-racial:	0	0	0	0	0	0	22	21
Asian/Pacific Islander:	0	0	0	0	0	0	0	0

PR03 - OXNARD

Page: 47 of 70



U.S. Department of Housing and Urban Development  
 Office of Community Planning and Development  
 Integrated Disbursement and Information System  
 CDBG Activity Summary Report (GPR) for Program Year 2023  
 OXNARD

Date: 26-Sep-2024  
 Time: 19:40  
 Page: 48

Hispanic:	0	0	0	0	0	0	0	0
<b>Total:</b>	<b>0</b>	<b>0</b>	<b>0</b>	<b>0</b>	<b>0</b>	<b>0</b>	<b>281</b>	<b>239</b>
Female-headed Households:	0	0	0	0	0	0	0	0
<i>Income Category:</i>								
	<b>Owner</b>	<b>Renter</b>	<b>Total</b>	<b>Person</b>				
Extremely Low	0	0	0	144				
Low Mod	0	0	0	57				
Moderate	0	0	0	60				
Non Low Moderate	0	0	0	20				
Total	0	0	0	281				
Percent Low/Mod				92.9%				

**Annual Accomplishments**

<b>Years</b>	<b>Accomplishment Narrative</b>	<b># Benefiting</b>
2023	FOR THE FIRST QUARTER, 103 YOUTH WERE PROVIDED YOUTH SERVICES. FOR THE SECOND QUARTER, 24 YOUTH WERE PROVIDED YOUTH SERVICES. FOR THE THIRD QUARTER, 71 YOUTH WERE PROVIDED YOUTH SERVICES. FOR THE FOURTH QUARTER, 83 YOUTH WERE PROVIDED YOUTH SERVICES. FOR FY 2023-24, 281 YOUTH WERE PROVIDED YOUTH SERVICES. PROVIDED YOUTH RECREATIONAL ACTIVITIES SUCH AS BASKETBALL, VOLLEYBALL, SOCCER, FLAG FOOTBALL, SOFTBALL AND CHEER PROGRAMS.	

DRAFT



U.S. Department of Housing and Urban Development  
 Office of Community Planning and Development  
 Integrated Disbursement and Information System  
 CDBG Activity Summary Report (GPR) for Program Year 2023  
 OXNARD

Date: 26-Sep-2024  
 Time: 19:40  
 Page: 49

**PGM Year:** 2023  
**Project:** 0006 - YOUTH ACTIVITIES AND SERVICES  
**IDIS Activity:** 2427 - B23 PS- SOUTHWINDS YOUTH CENTER  
**Status:** Open  
**Location:** 300 W Clara St Oxnard, CA 93033-1430  
**Objective:** Create suitable living environments  
**Outcome:** Availability/accessibility  
**Matrix Code:** Youth Services (05D)  
**National Objective:** LMC

**Activity to prevent, prepare for, and respond to Coronavirus:** No

**Initial Funding Date:** 03/25/2024

**Description:**

GRANT FUDNING WILL PROVIDE ACTIVITIES THROUGH EDUCATION, RECREATION, SPORTS AND ENRICHMENT PROGRAMS FOR YOUTH. SOUTHWINDS YOUTH CENTER IS LOCATED IN CENSUS TRACT 4506, BLOCK GROUP 2, 100% LMI.

**Financing**

	Fund Type	Grant Year	Grant	Funded Amount	Drawn In Program Year	Drawn Thru Program Year
CDBG	EN	2023	B23MC060534	\$31,000.00	\$31,000.00	\$31,000.00
<b>Total</b>	<b>Total</b>			<b>\$31,000.00</b>	<b>\$31,000.00</b>	<b>\$31,000.00</b>

**Proposed Accomplishments**

People (General) : 220

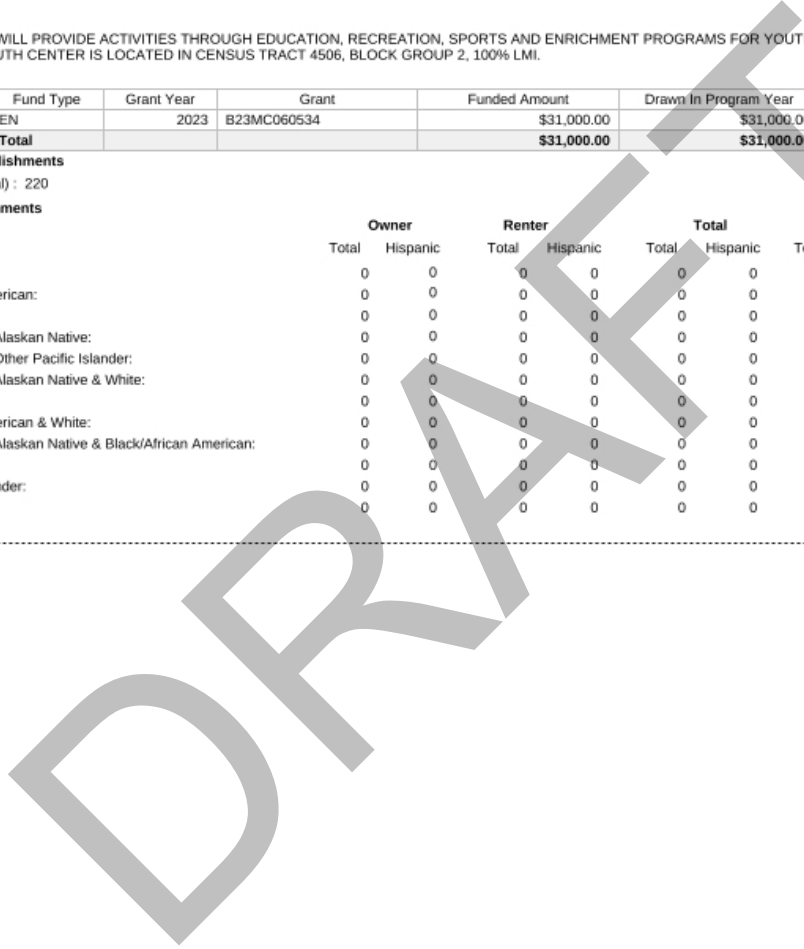
**Actual Accomplishments**

Number assisted:

	Owner		Renter		Total		Person	
	Total	Hispanic	Total	Hispanic	Total	Hispanic	Total	Hispanic
White:	0	0	0	0	0	0	204	199
Black/African American:	0	0	0	0	0	0	6	0
Asian:	0	0	0	0	0	0	8	0
American Indian/Alaskan Native:	0	0	0	0	0	0	0	0
Native Hawaiian/Other Pacific Islander:	0	0	0	0	0	0	0	0
American Indian/Alaskan Native & White:	0	0	0	0	0	0	0	0
Asian White:	0	0	0	0	0	0	0	0
Black/African American & White:	0	0	0	0	0	0	0	0
American Indian/Alaskan Native & Black/African American:	0	0	0	0	0	0	0	0
Other multi-racial:	0	0	0	0	0	0	8	8
Asian/Pacific Islander:	0	0	0	0	0	0	0	0
Hispanic:	0	0	0	0	0	0	0	0

PR03 - OXNARD

Page: 49 of 70









U.S. Department of Housing and Urban Development  
 Office of Community Planning and Development  
 Integrated Disbursement and Information System  
 CDBG Activity Summary Report (GPR) for Program Year 2023  
 OXNARD

Date: 26-Sep-2024  
 Time: 19:40  
 Page: 51

**PGM Year:** 2023  
**Project:** 0006 - YOUTH ACTIVITIES AND SERVICES  
**IDIS Activity:** 2428 - B23 PS-POLICE ACTIVITIES LEAGUE  
**Status:** Open  
**Location:** 350 S K St Oxnard, CA 93030-5205  
**Objective:** Create suitable living environments  
**Outcome:** Availability/accessibility  
**Matrix Code:** Youth Services (05D)  
**National Objective:** LMC

**Activity to prevent, prepare for, and respond to Coronavirus:** No

**Initial Funding Date:** 03/25/2024

**Description:**

GRANT FUNDING WILL BE USED TO PROVIDE INTERVENTION PROGRAMS BY PROVIDING YOUTH ENRICHING ACTIVITIES (EDUCATION, ATHLETIC, AND RECREATIONAL) CREATING A SAFE ENVIRONMENT.  
 OXNARD POLICE ACTIVITY LEAGUE GYM IS LOCATED IN CENSUS TRACT 8700, BLOCK GROUP 1, 57.0% LMI.  
 THE ENTIRE CITY OF OXNARD IS 60.23% LMI.

**Financing**

	Fund Type	Grant Year	Grant	Funded Amount	Drawn In Program Year	Drawn Thru Program Year
CDBG	EN	2023	B23MC060534	\$40,583.49	\$40,583.49	\$40,583.49
<b>Total</b>	<b>Total</b>			<b>\$40,583.49</b>	<b>\$40,583.49</b>	<b>\$40,583.49</b>

**Proposed Accomplishments**

People (General) : 200

**Actual Accomplishments**

Number assisted:

	Owner		Renter		Total		Person	
	Total	Hispanic	Total	Hispanic	Total	Hispanic	Total	Hispanic
White:	0	0	0	0	0	0	224	210
Black/African American:	0	0	0	0	0	0	16	3
Asian:	0	0	0	0	0	0	16	0
American Indian/Alaskan Native:	0	0	0	0	0	0	0	0
Native Hawaiian/Other Pacific Islander:	0	0	0	0	0	0	0	0
American Indian/Alaskan Native & White:	0	0	0	0	0	0	0	0
Asian White:	0	0	0	0	0	0	0	0
Black/African American & White:	0	0	0	0	0	0	0	0
American Indian/Alaskan Native & Black/African American:	0	0	0	0	0	0	0	0
Other multi-racial:	0	0	0	0	0	0	0	0
Asian/Pacific Islander:	0	0	0	0	0	0	0	0

PR03 - OXNARD

Page: 51 of 70



U.S. Department of Housing and Urban Development  
 Office of Community Planning and Development  
 Integrated Disbursement and Information System  
 CDBG Activity Summary Report (GPR) for Program Year 2023  
 OXNARD

Date: 26-Sep-2024  
 Time: 19:40  
 Page: 52

Hispanic:	0	0	0	0	0	0	0	0
<b>Total:</b>	<b>0</b>	<b>0</b>	<b>0</b>	<b>0</b>	<b>0</b>	<b>0</b>	<b>256</b>	<b>213</b>
Female-headed Households:	0	0	0	0	0	0	0	0
<i>Income Category:</i>								
	<b>Owner</b>	<b>Renter</b>	<b>Total</b>	<b>Person</b>				
Extremely Low	0	0	0	45				
Low Mod	0	0	0	192				
Moderate	0	0	0	19				
Non Low Moderate	0	0	0	0				
Total	0	0	0	256				
Percent Low/Mod					100.0%			

**Annual Accomplishments**

<b>Years</b>	<b>Accomplishment Narrative</b>	<b># Benefiting</b>
2023	FOR THE FIRST QUARTER, SERVICES WERE PROVIDED TO 163 YOUTH. FOR THE SECOND QUARTER, SERVICES PROVIDED TO 39 YOUTH. FOR THE THIRD QUARTER, SERVICES WERE PROVIDED TO 26 YOUTH. FOR THE FOURTH QUARTER, SERVICES WERE PROVIDED TO 28 YOUTH. FOR FY2023-24, SERVICES WERE PROVIDED TO 256 YOUTH. PROVIDED YOUTH ENRICHING ACTIVITIES SUCH AS EDUCATION- LEADERSHIP PROGRAM AND HOMEWORK HELPERS, ATHLETIC- BASKETBALL, AND RECREATIONAL-ARTS AND CRAFTS PROGRAMS.	

DRAFT



U.S. Department of Housing and Urban Development  
 Office of Community Planning and Development  
 Integrated Disbursement and Information System  
 CDBG Activity Summary Report (GPR) for Program Year 2023  
 OXNARD

Date: 26-Sep-2024  
 Time: 19:40  
 Page: 53

**PGM Year:** 2023  
**Project:** 0004 - ASSISTANCE FOR SENIOR RESIDENTS  
**IDIS Activity:** 2429 - B23 PS-PALM VISTA SENIOR CENTER  
**Status:** Open  
**Location:** 801 S C St Oxnard, CA 93030-7044  
**Objective:** Create suitable living environments  
**Outcome:** Availability/accessibility  
**Matrix Code:** Senior Services (05A)  
**National Objective:** LMC

**Activity to prevent, prepare for, and respond to Coronavirus:** No

**Initial Funding Date:** 03/25/2024

**Description:**

THE PROGRAM ENTAILS EDUCATIONAL, PHYSICAL AND SOCIAL ACTIVITIES TO IMPROVE THE QUALITY OF LIFE FOR SENIORS IN OXNARD. PALM VISTA SENIOR CENTER IS LOCATED IN CENSUS TRACT 8600, BLOCK GROUP 2, 85.87% LMI.

**Financing**

	Fund Type	Grant Year	Grant	Funded Amount	Drawn In Program Year	Drawn Thru Program Year
CDBG	EN	2023	B23MC060534	\$31,000.00	\$31,000.00	\$31,000.00
<b>Total</b>	<b>Total</b>			<b>\$31,000.00</b>	<b>\$31,000.00</b>	<b>\$31,000.00</b>

**Proposed Accomplishments**

People (General) : 100

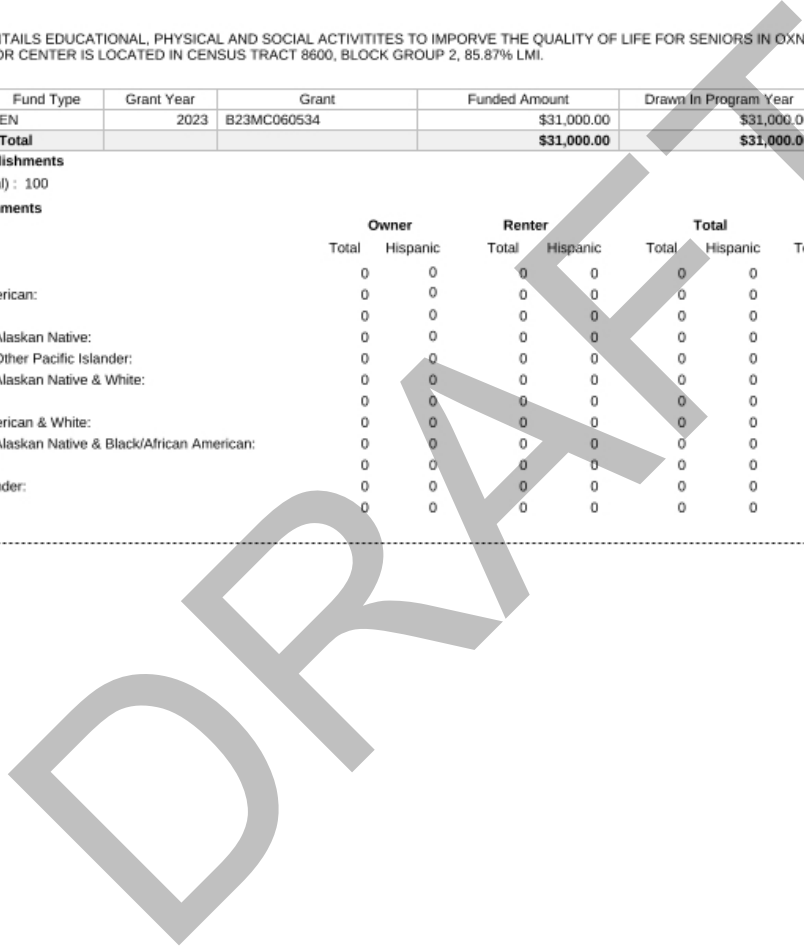
**Actual Accomplishments**

Number assisted:

	Owner		Renter		Total		Person	
	Total	Hispanic	Total	Hispanic	Total	Hispanic	Total	Hispanic
White:	0	0	0	0	0	0	16	0
Black/African American:	0	0	0	0	0	0	2	0
Asian:	0	0	0	0	0	0	9	0
American Indian/Alaskan Native:	0	0	0	0	0	0	0	0
Native Hawaiian/Other Pacific Islander:	0	0	0	0	0	0	0	0
American Indian/Alaskan Native & White:	0	0	0	0	0	0	0	0
Asian White:	0	0	0	0	0	0	0	0
Black/African American & White:	0	0	0	0	0	0	0	0
American Indian/Alaskan Native & Black/African American:	0	0	0	0	0	0	0	0
Other multi-racial:	0	0	0	0	0	0	96	96
Asian/Pacific Islander:	0	0	0	0	0	0	0	0
Hispanic:	0	0	0	0	0	0	0	0

PR03 - OXNARD

Page: 53 of 70







U.S. Department of Housing and Urban Development  
 Office of Community Planning and Development  
 Integrated Disbursement and Information System  
 CDBG Activity Summary Report (GPR) for Program Year 2023  
 OXNARD

Date: 26-Sep-2024  
 Time: 19:40  
 Page: 55

**PGM Year:** 2023  
**Project:** 0005 - OTHER PUBLIC SERVICES  
**IDIS Activity:** 2430 - B23 PS-SHELTER CARE RESOURCES  
**Status:** Open  
**Location:** 940 S A St Oxnard, CA 93030-7441  
**Objective:** Create suitable living environments  
**Outcome:** Availability/accessibility  
**Matrix Code:** Operating Costs of Homeless/AIDS Patients Programs (03T)  
**National Objective:** LMC

**Activity to prevent, prepare for, and respond to Coronavirus:** No

**Initial Funding Date:** 01/11/2024

**Description:**

GRANT FUNDING WILL BE USED FOR HOMELESS SERVICES IN OXNARD. SHELTER CARE RESOURCES IS LOCATED IN CENSUS TRACT 8600, BLOCK GROUP 3, 71.17% LMI.

**Financing**

	Fund Type	Grant Year	Grant	Funded Amount	Drawn In Program Year	Drawn Thru Program Year
CDBG	EN	2023	B23MC060534	\$19,743.00	\$19,743.00	\$19,743.00
<b>Total</b>	<b>Total</b>			<b>\$19,743.00</b>	<b>\$19,743.00</b>	<b>\$19,743.00</b>

**Proposed Accomplishments**

People (General) : 1,100

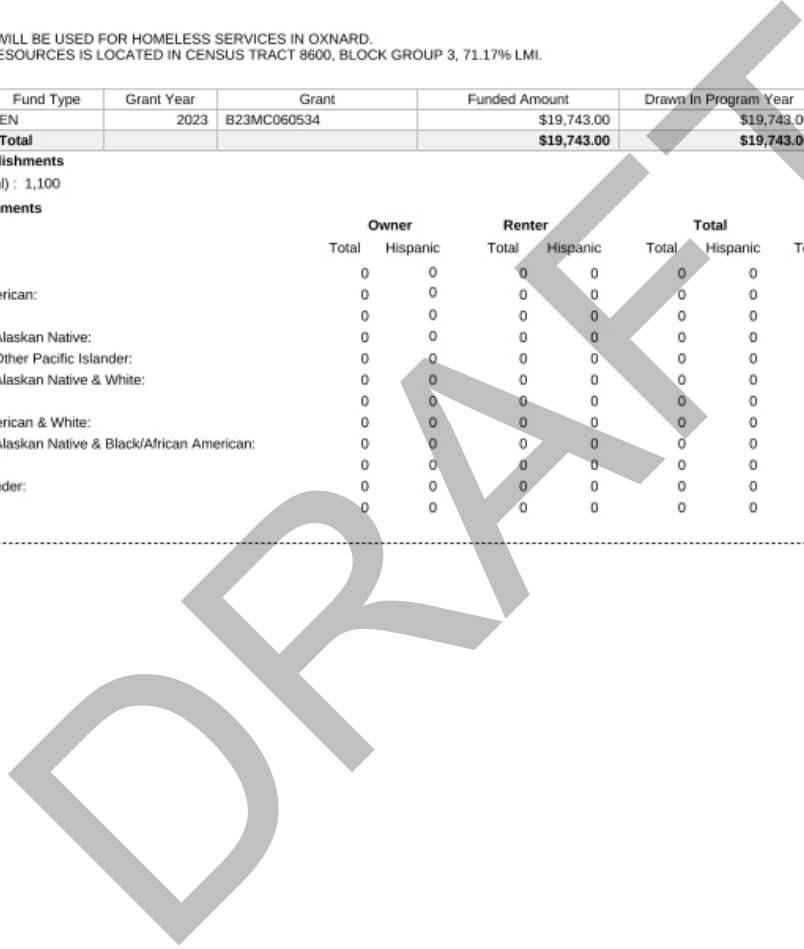
**Actual Accomplishments**

Number assisted:

	Owner		Renter		Total		Person	
	Total	Hispanic	Total	Hispanic	Total	Hispanic	Total	Hispanic
White:	0	0	0	0	0	0	1,376	1,342
Black/African American:	0	0	0	0	0	0	13	1
Asian:	0	0	0	0	0	0	5	0
American Indian/Alaskan Native:	0	0	0	0	0	0	2	1
Native Hawaiian/Other Pacific Islander:	0	0	0	0	0	0	1	0
American Indian/Alaskan Native & White:	0	0	0	0	0	0	0	0
Asian White:	0	0	0	0	0	0	0	0
Black/African American & White:	0	0	0	0	0	0	0	0
American Indian/Alaskan Native & Black/African American:	0	0	0	0	0	0	0	0
Other multi-racial:	0	0	0	0	0	0	584	584
Asian/Pacific Islander:	0	0	0	0	0	0	0	0
Hispanic:	0	0	0	0	0	0	0	0

PR03 - OXNARD

Page: 55 of 70





U.S. Department of Housing and Urban Development  
 Office of Community Planning and Development  
 Integrated Disbursement and Information System  
 CDBG Activity Summary Report (GPR) for Program Year 2023  
 OXNARD

Date: 26-Sep-2024  
 Time: 19:40  
 Page: 56

<b>Total:</b>									<b>1,981</b>	<b>1,928</b>
Female-headed Households:									0	0
<b>Income Category:</b>	<b>Owner</b>	<b>Renter</b>	<b>Total</b>	<b>Person</b>						
Extremely Low	0	0	0	1,976						
Low Mod	0	0	0	5						
Moderate	0	0	0	0						
Non Low Moderate	0	0	0	0						
Total	0	0	0	1,981						
Percent Low/Mod				100.0%						

**Annual Accomplishments**

<b>Years</b>	<b>Accomplishment Narrative</b>	<b># Benefiting</b>
2023	FOR THE FIRST QUARTER, HOMELESS SERVICES WERE PROVIDED TO 470 PEOPLE. FOR THE SECOND QUARTER, HOMELESS SERVICES WERE PROVIDED TO 464 PEOPLE. THE THIRD QUARTER, HOMELESS SERVICES WERE PROVIDED TO 610 PEOPLE. THE FOURTH QUARTER, HOMELESS SERVICES WERE PROVIDED TO 437 PEOPLE. FOR 2023-24, HOMELESS SERVICES WERE PROVIDED TO 1,981 PEOPLE. THE HOMELESS SERVICES OFFERED WERE CLOTHING, HYGIENE, HOUSING INFORMATION AND CASE MANAGEMENT.	

DRAFT



U.S. Department of Housing and Urban Development  
 Office of Community Planning and Development  
 Integrated Disbursement and Information System  
 CDBG Activity Summary Report (GPR) for Program Year 2023  
 OXNARD

Date: 26-Sep-2024  
 Time: 19:40  
 Page: 57

**PGM Year:** 2023  
**Project:** 0006 - YOUTH ACTIVITIES AND SERVICES  
**IDIS Activity:** 2431 - B23 PS-OXNARD PERFORMING ARTS CENTER-CREATIVE YOUTH DEVELOPMENT  
**Status:** Open  
**Location:** 800 Hobson Way Oxnard, CA 93030-6723  
**Objective:** Create suitable living environments  
**Outcome:** Availability/accessibility  
**Matrix Code:** Youth Services (05D)  
**National Objective:** LMC

**Activity to prevent, prepare for, and respond to Coronavirus:** No

**Initial Funding Date:** 03/25/2024

**Description:**

PROVIDE FREE YEAR-ROUND ART CLASSES AND CAMPS FOR LOW- AND MODERATE-INCOME YOUTH IN OXNARD. OXNARD PERFORMING ART CENTER IS LOCATED CENSUS TRACT 8600, BLOCK GROUP 2, 85.87% LMI.

**Financing**

	Fund Type	Grant Year	Grant	Funded Amount	Drawn In Program Year	Drawn Thru Program Year
CDBG	EN	2023	B23MC060534	\$19,857.25	\$19,857.25	\$19,857.25
<b>Total</b>	<b>Total</b>			<b>\$19,857.25</b>	<b>\$19,857.25</b>	<b>\$19,857.25</b>

**Proposed Accomplishments**

People (General) : 110

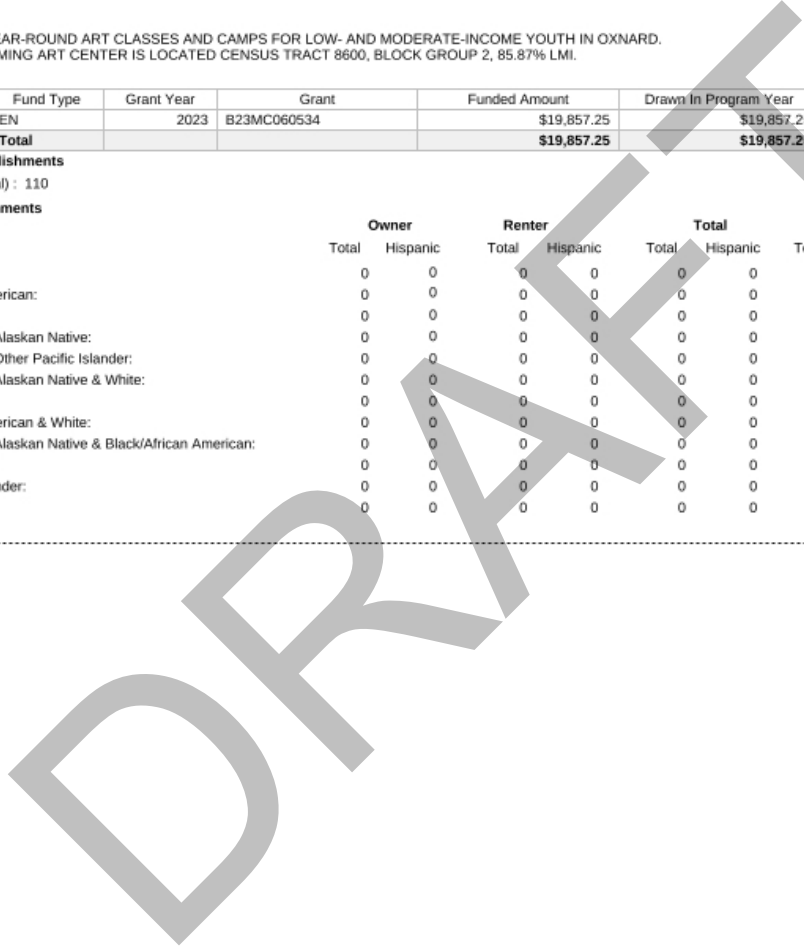
**Actual Accomplishments**

Number assisted:

	Owner		Renter		Total		Person	
	Total	Hispanic	Total	Hispanic	Total	Hispanic	Total	Hispanic
White:	0	0	0	0	0	0	82	81
Black/African American:	0	0	0	0	0	0	1	1
Asian:	0	0	0	0	0	0	0	0
American Indian/Alaskan Native:	0	0	0	0	0	0	2	2
Native Hawaiian/Other Pacific Islander:	0	0	0	0	0	0	6	6
American Indian/Alaskan Native & White:	0	0	0	0	0	0	0	0
Asian White:	0	0	0	0	0	0	0	0
Black/African American & White:	0	0	0	0	0	0	0	0
American Indian/Alaskan Native & Black/African American:	0	0	0	0	0	0	0	0
Other multi-racial:	0	0	0	0	0	0	11	11
Asian/Pacific Islander:	0	0	0	0	0	0	0	0
Hispanic:	0	0	0	0	0	0	0	0

PR03 - OXNARD

Page: 57 of 70







U.S. Department of Housing and Urban Development  
 Office of Community Planning and Development  
 Integrated Disbursement and Information System  
 CDBG Activity Summary Report (GPR) for Program Year 2023  
 OXNARD

Date: 26-Sep-2024  
 Time: 19:40  
 Page: 58

<b>Total:</b>										<b>102</b>	<b>101</b>
Female-headed Households:										0	0
<b>Income Category:</b>	<b>Owner</b>	<b>Renter</b>	<b>Total</b>		<b>Person</b>						
Extremely Low	0	0	0		58						
Low Mod	0	0	0		29						
Moderate	0	0	0		15						
Non Low Moderate	0	0	0		0						
Total	0	0	0		102						
Percent Low/Mod					100.0%						

**Annual Accomplishments**

<b>Years</b>	<b>Accomplishment Narrative</b>	<b># Benefiting</b>
2023	FOR THE FIRST QUARTER, SERVICES PROVIDED TO 17 YOUTH. THE SECOND QUARTER, SERVICES PROVIDED TO 15 YOUTH. THE THIRD QUARTER, SERVICES PROVIDED TO 44 YOUTH. THE FOURTH QUARTER, SERVICES PROVIDED TO 25 YOUTH. FOR FY 2023-24, SERVICES WERE PROVIDED TO 102 YOUTH. PROVIDED ART CLASSES EXPLORING TEXTURES, SHAPES, DEPTH AND CONTRAST, BALANCE, SPACE, AND UNIFIED COMPOSITION.	

DRAFT



U.S. Department of Housing and Urban Development  
 Office of Community Planning and Development  
 Integrated Disbursement and Information System  
 CDBG Activity Summary Report (GPR) for Program Year 2023  
 OXNARD

Date: 26-Sep-2024  
 Time: 19:40  
 Page: 59

**PGM Year:** 2023  
**Project:** 0005 - OTHER PUBLIC SERVICES  
**IDIS Activity:** 2432 - B23 PS-TURNING POINT FOUNDATION  
**Status:** Open  
**Location:** 536 E Thompson Blvd Ventura, CA 93001-2827  
**Objective:** Create suitable living environments  
**Outcome:** Availability/accessibility  
**Matrix Code:** Operating Costs of Homeless/AIDS Patients Programs (03T)  
**National Objective:** LMC

**Activity to prevent, prepare for, and respond to Coronavirus:** No

**Initial Funding Date:** 03/25/2024

**Description:**

THE PROJECT PROVIDES HOMELESS SERVICES FOR OXNARD.  
 THE ENTIRE CITY OF OXNARD IS 60.23% LMI.

**Financing**

	Fund Type	Grant Year	Grant	Funded Amount	Drawn In Program Year	Drawn Thru Program Year
CDBG	EN	2023	B23MC060534	\$35,000.00	\$35,000.00	\$35,000.00
<b>Total</b>	<b>Total</b>			<b>\$35,000.00</b>	<b>\$35,000.00</b>	<b>\$35,000.00</b>

**Proposed Accomplishments**

People (General) : 8

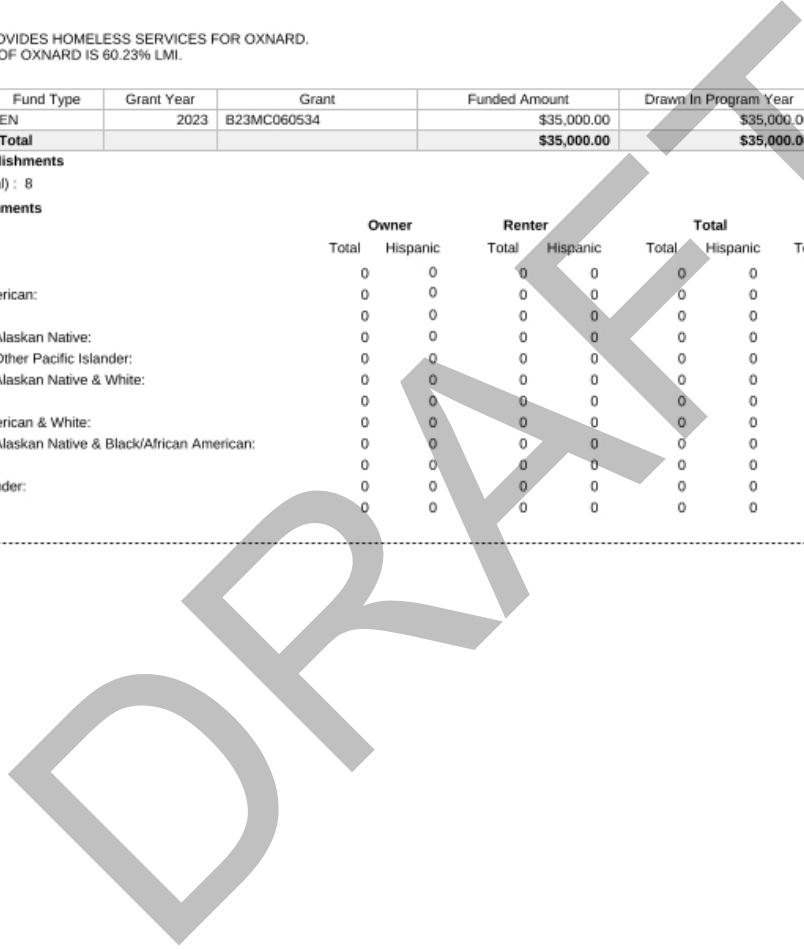
**Actual Accomplishments**

Number assisted:

	Owner		Renter		Total		Person	
	Total	Hispanic	Total	Hispanic	Total	Hispanic	Total	Hispanic
White:	0	0	0	0	0	0	9	5
Black/African American:	0	0	0	0	0	0	1	1
Asian:	0	0	0	0	0	0	0	0
American Indian/Alaskan Native:	0	0	0	0	0	0	0	0
Native Hawaiian/Other Pacific Islander:	0	0	0	0	0	0	0	0
American Indian/Alaskan Native & White:	0	0	0	0	0	0	0	0
Asian White:	0	0	0	0	0	0	0	0
Black/African American & White:	0	0	0	0	0	0	0	0
American Indian/Alaskan Native & Black/African American:	0	0	0	0	0	0	0	0
Other multi-racial:	0	0	0	0	0	0	0	0
Asian/Pacific Islander:	0	0	0	0	0	0	0	0
Hispanic:	0	0	0	0	0	0	0	0

PR03 - OXNARD

Page: 59 of 70





U.S. Department of Housing and Urban Development  
 Office of Community Planning and Development  
 Integrated Disbursement and Information System  
 CDBG Activity Summary Report (GPR) for Program Year 2023  
 OXNARD

Date: 26-Sep-2024  
 Time: 19:40  
 Page: 60

<b>Total:</b>									<b>10</b>	<b>6</b>
Female-headed Households:									0	0
<i>Income Category:</i>	<b>Owner</b>	<b>Renter</b>	<b>Total</b>		<b>Person</b>					
Extremely Low	0	0	0		10					
Low Mod	0	0	0		0					
Moderate	0	0	0		0					
Non Low Moderate	0	0	0		0					
Total	0	0	0		10					
Percent Low/Mod					100.0%					

**Annual Accomplishments**

<b>Years</b>	<b>Accomplishment Narrative</b>	<b># Benefiting</b>
2023	FOR THE FIRST QUARTER, HOMELESS SERVICES WERE PROVIDED TO 8 PEOPLE WITH MENTAL HEALTH CHALLENGES. FOR THE SECOND QUARTER, HOMELESS SERVICES WERE PROVIDED TO 2 PEOPLE WITH MENTAL HEALTH CHALLENGES. DURING THE PREVIOUS QUARTER, THE PROGRAM REACHED ITS ANNUAL GOAL OF TEN (10) UNDUPLICATED HOMELESS ADULTS WITH MENTAL HEALTH CHALLENGES. THE HOMELESS PROGRAM PROVIDED OVERNIGHT SHELTER, CASE MANAGEMENT, AND SUPPORT SERVICES AIMED AT STABILIZING MENTAL AND PHYSICAL HEALTH AND OBTAINING PERMANENT HOUSING.	

DRAFT



U.S. Department of Housing and Urban Development  
 Office of Community Planning and Development  
 Integrated Disbursement and Information System  
 CDBG Activity Summary Report (GPR) for Program Year 2023  
 OXNARD

Date: 26-Sep-2024  
 Time: 19:40  
 Page: 61

**PGM Year:** 2023  
**Project:** 0005 - OTHER PUBLIC SERVICES  
**IDIS Activity:** 2433 - B23 PS-CALIFORNIA LUTHERAN UNIVERSITY  
**Status:** Open  
**Location:** 2201 Outlet Center Dr Suite 600 Oxnard, CA 93036  
**Objective:** Create suitable living environments  
**Outcome:** Availability/accessibility  
**Matrix Code:** Mental Health Services (05O) **National Objective:** LMC

**Activity to prevent, prepare for, and respond to Coronavirus:** No

**Initial Funding Date:** 03/25/2024

**Description:**

The project provides mental health services to City of Oxnard residents who are low- and moderate income to participate in the psychological counseling services.

**Financing**

	Fund Type	Grant Year	Grant	Funded Amount	Drawn In Program Year	Drawn Thru Program Year
CDBG	EN	2023	B23MC060534	\$27,209.92	\$27,209.92	\$27,209.92
<b>Total</b>	<b>Total</b>			<b>\$27,209.92</b>	<b>\$27,209.92</b>	<b>\$27,209.92</b>

**Proposed Accomplishments**

People (General) : 33

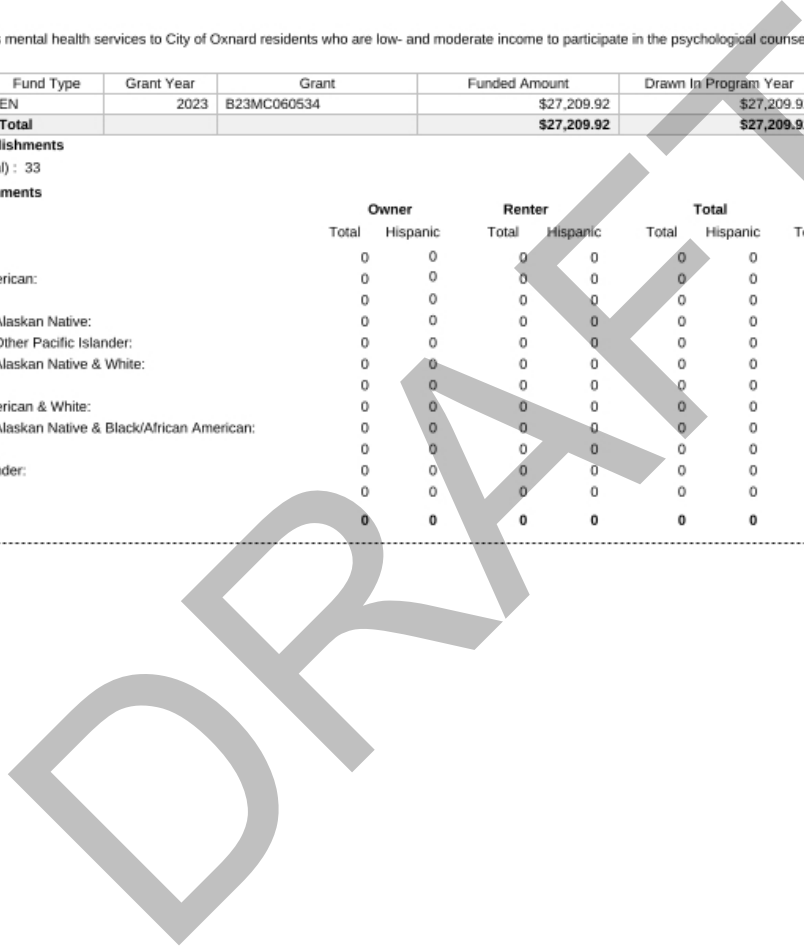
**Actual Accomplishments**

Number assisted:

	Owner		Renter		Total		Person	
	Total	Hispanic	Total	Hispanic	Total	Hispanic	Total	Hispanic
White:	0	0	0	0	0	0	17	10
Black/African American:	0	0	0	0	0	0	0	0
Asian:	0	0	0	0	0	0	0	0
American Indian/Alaskan Native:	0	0	0	0	0	0	0	0
Native Hawaiian/Other Pacific Islander:	0	0	0	0	0	0	0	0
American Indian/Alaskan Native & White:	0	0	0	0	0	0	0	0
Asian White:	0	0	0	0	0	0	0	0
Black/African American & White:	0	0	0	0	0	0	0	0
American Indian/Alaskan Native & Black/African American:	0	0	0	0	0	0	0	0
Other multi-racial:	0	0	0	0	0	0	0	0
Asian/Pacific Islander:	0	0	0	0	0	0	0	0
Hispanic:	0	0	0	0	0	0	0	0
<b>Total:</b>	<b>0</b>	<b>0</b>	<b>0</b>	<b>0</b>	<b>0</b>	<b>0</b>	<b>17</b>	<b>10</b>

PR03 - OXNARD

Page: 61 of 70






U.S. Department of Housing and Urban Development  
 Office of Community Planning and Development  
 Integrated Disbursement and Information System  
 CDBG Activity Summary Report (GPR) for Program Year 2023  
 OXNARD

Date: 26-Sep-2024  
 Time: 19:40  
 Page: 62

Female-headed Households:	0	0	0	0
<i>Income Category:</i>	<b>Owner</b>	<b>Renter</b>	<b>Total</b>	<b>Person</b>
Extremely Low	0	0	0	2
Low Mod	0	0	0	10
Moderate	0	0	0	5
Non Low Moderate	0	0	0	0
Total	0	0	0	17
Percent Low/Mod				100.0%

**Annual Accomplishments**

Years	Accomplishment Narrative	# Benefiting
2023	FOR THE FIRST QUARTER, IN EARLY STAGES OF IMPLEMENTATION AND ZERO OXNARD RESIDENT WERE PROVIDED MENTAL HEALTH SERVICES. FOR THE SECOND QUARTER, 6 LOW- AND MODERATE INCOME OXNARD RESIDENTS WERE OFFERED PSYCHOLOGICAL COUNSELING SERVICES AND A TOTAL OF 37 SESSION HOURS WERE PROVIDED. FOR THE THIRD QUARTER, 6 LOW- AND MODERATE-INCOME OXNARD RESIDENTS WERE OFFERED SERVICES AND A TOTAL OF 68 SESSION HOURS WERE PROVIDED. FOR THE FOURTH QUARTER, 5 LOW- AND MODERATE-INCOME OXNARD RESIDENTS WERE OFFERED SERVICES AND A TOTAL OF 103 SESSION HOURS WERE PROVIDED. A TOTAL OF 17 OXNARD RESIDENTS WERE SERVED AND A TOTAL OF 208 SESSIONS HOURS WERE PROVIDED IN FY 2023-24. ADDITIONALLY, DURING THE YEAR OUTREACH OCCURED TO COMMUNITY ORGANIZATIONS AND EDUCATIONAL INSTITUTIONS.	





U.S. Department of Housing and Urban Development  
 Office of Community Planning and Development  
 Integrated Disbursement and Information System  
 CDBG Activity Summary Report (GPR) for Program Year 2023  
 OXNARD

Date: 26-Sep-2024  
 Time: 19:40  
 Page: 63

**PGM Year:** 2023  
**Project:** 0004 - ASSISTANCE FOR SENIOR RESIDENTS  
**IDIS Activity:** 2434 - B23 PS-OXNARD HOUSING AUTHORITY  
**Status:** Open  
**Location:** 401 S C St Oxnard, CA 93030-5902  
**Objective:** Create suitable living environments  
**Outcome:** Availability/accessibility  
**Matrix Code:** Senior Services (05A)  
**National Objective:** LMC

**Activity to prevent, prepare for, and respond to Coronavirus:** No

**Initial Funding Date:** 03/25/2024

**Description:**

THE PROGRAM ENTAILS EDUCATIONAL, PHYSICAL AND SOCIAL ACTIVITIES TO IMPROVE THE QUALITY OF LIFE FOR SENIORS IN OXNARD.

**Financing**

	Fund Type	Grant Year	Grant	Funded Amount	Drawn In Program Year	Drawn Thru Program Year
CDBG	EN	2023	B23MC060534	\$33,042.18	\$33,042.18	\$33,042.18
<b>Total</b>	<b>Total</b>			<b>\$33,042.18</b>	<b>\$33,042.18</b>	<b>\$33,042.18</b>

**Proposed Accomplishments**

People (General) : 45

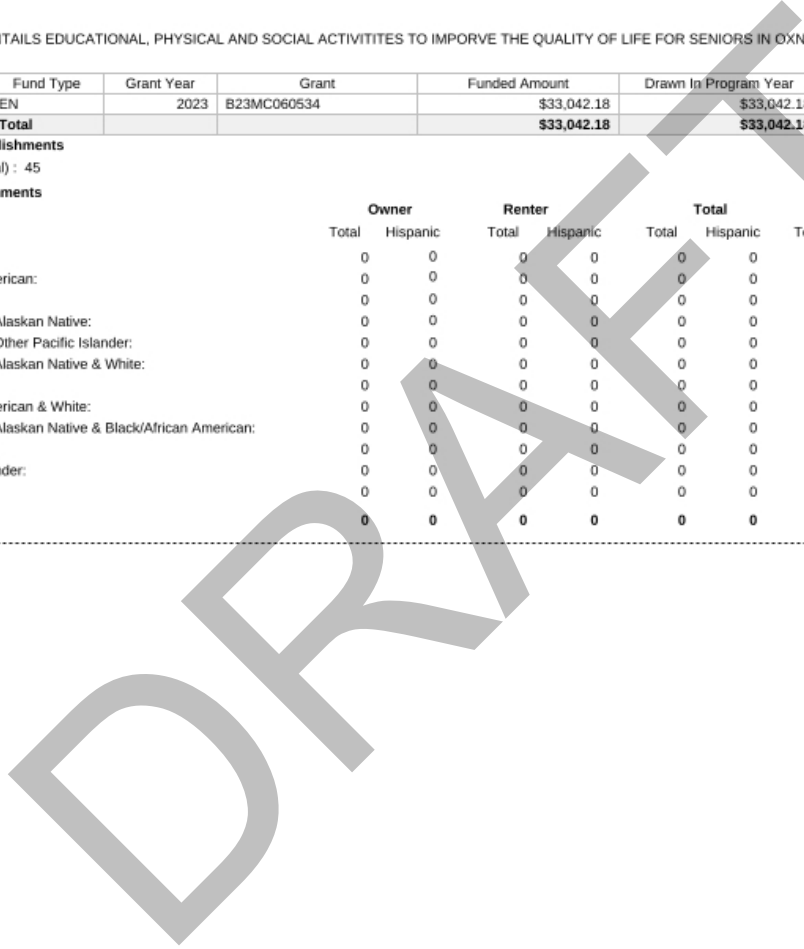
**Actual Accomplishments**

Number assisted:

	Owner		Renter		Total		Person	
	Total	Hispanic	Total	Hispanic	Total	Hispanic	Total	Hispanic
White:	0	0	0	0	0	0	107	98
Black/African American:	0	0	0	0	0	0	4	0
Asian:	0	0	0	0	0	0	3	0
American Indian/Alaskan Native:	0	0	0	0	0	0	0	0
Native Hawaiian/Other Pacific Islander:	0	0	0	0	0	0	0	0
American Indian/Alaskan Native & White:	0	0	0	0	0	0	0	0
Asian White:	0	0	0	0	0	0	0	0
Black/African American & White:	0	0	0	0	0	0	0	0
American Indian/Alaskan Native & Black/African American:	0	0	0	0	0	0	0	0
Other multi-racial:	0	0	0	0	0	0	0	0
Asian/Pacific Islander:	0	0	0	0	0	0	0	0
Hispanic:	0	0	0	0	0	0	0	0
<b>Total:</b>	<b>0</b>	<b>0</b>	<b>0</b>	<b>0</b>	<b>0</b>	<b>0</b>	<b>114</b>	<b>98</b>

PR03 - OXNARD

Page: 63 of 70





U.S. Department of Housing and Urban Development  
 Office of Community Planning and Development  
 Integrated Disbursement and Information System  
 CDBG Activity Summary Report (GPR) for Program Year 2023  
 OXNARD

Date: 26-Sep-2024  
 Time: 19:40  
 Page: 64

Female-headed Households:			0	0	0
<i>Income Category:</i>	<b>Owner</b>	<b>Renter</b>	<b>Total</b>	<b>Person</b>	
Extremely Low	0	0	0	114	
Low Mod	0	0	0	0	
Moderate	0	0	0	0	
Non Low Moderate	0	0	0	0	
Total	0	0	0	114	
Percent Low/Mod				100.0%	

**Annual Accomplishments**

Years	Accomplishment Narrative	# Benefiting
2023	FOR THE FIRST QUARTER, SERVICES WERE PROVIDED TO 0 SENIORS. FOR THE SECOND QUARTER, SENIOR SERVICES PROVIDED TO 40 SENIORS. FOR THE THIRD QUARTER, SENIOR SERVICES PROVIDED TO 44 SENIORS. FOR THE FOURTH QUARTER, SENIOR SERVICES PROVIDED TO 30 SENIORS. FOR FY 2023-24 114 SENIORS WERE PROVIDED SENIOR SERVICES. SENIORS WERE ASSISTED WITH DIRECT SERVICES OR REFERRALS TO RESOURCES IN THE COMMUNITY RANGING FROM HEALTH, TRANSPORTATION, REASONABLE ACCOMMODATIONS, AND HOUSING.	

DRAFT



U.S. Department of Housing and Urban Development  
 Office of Community Planning and Development  
 Integrated Disbursement and Information System  
 CDBG Activity Summary Report (GPR) for Program Year 2023  
 OXNARD

Date: 26-Sep-2024  
 Time: 19:40  
 Page: 65

**PGM Year:** 2023  
**Project:** 0010 - ADMINISTRATION  
**IDIS Activity:** 2437 - B23 ADMINISTRATION- GRANTS MANAGEMENT  
**Status:** Open  
**Location:** ,  
**Objective:**  
**Outcome:**  
**Matrix Code:** General Program Administration (21A) **National Objective:**

**Activity to prevent, prepare for, and respond to Coronavirus:** No

**Initial Funding Date:** 01/11/2024

**Description:**  
 Administration activities for CDBG program.

**Financing**

	Fund Type	Grant Year	Grant	Funded Amount	Drawn In Program Year	Drawn Thru Program Year
CDBG	AD	2023	B23MC060534	\$355,375.57	\$355,375.57	\$355,375.57
	PI			\$1,305.00	\$1,305.00	\$1,305.00
<b>Total</b>	<b>Total</b>			<b>\$356,680.57</b>	<b>\$356,680.57</b>	<b>\$356,680.57</b>

**Proposed Accomplishments**

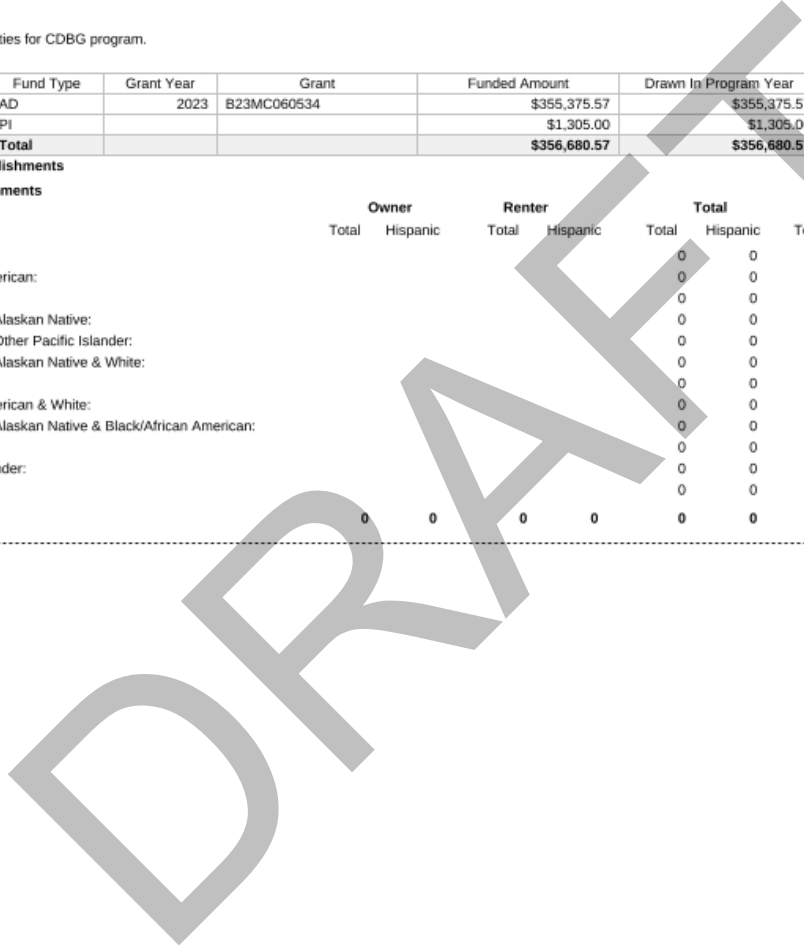
**Actual Accomplishments**

Number assisted:

	Owner		Renter		Total		Person	
	Total	Hispanic	Total	Hispanic	Total	Hispanic	Total	Hispanic
White:	0	0	0	0	0	0	0	0
Black/African American:	0	0	0	0	0	0	0	0
Asian:	0	0	0	0	0	0	0	0
American Indian/Alaskan Native:	0	0	0	0	0	0	0	0
Native Hawaiian/Other Pacific Islander:	0	0	0	0	0	0	0	0
American Indian/Alaskan Native & White:	0	0	0	0	0	0	0	0
Asian White:	0	0	0	0	0	0	0	0
Black/African American & White:	0	0	0	0	0	0	0	0
American Indian/Alaskan Native & Black/African American:	0	0	0	0	0	0	0	0
Other multi-racial:	0	0	0	0	0	0	0	0
Asian/Pacific Islander:	0	0	0	0	0	0	0	0
Hispanic:	0	0	0	0	0	0	0	0
<b>Total:</b>	<b>0</b>	<b>0</b>	<b>0</b>	<b>0</b>	<b>0</b>	<b>0</b>	<b>0</b>	<b>0</b>

PR03 - OXNARD

Page: 65 of 70







Female-headed Households:

0

Income Category:

	Owner	Renter	Total	Person
Extremely Low			0	
Low Mod			0	
Moderate			0	
Non Low Moderate			0	
Total	0	0	0	0
Percent Low/Mod				

Annual Accomplishments

No data returned for this view. This might be because the applied filter excludes all data.

DRAFT



U.S. Department of Housing and Urban Development  
 Office of Community Planning and Development  
 Integrated Disbursement and Information System  
 CDBG Activity Summary Report (GPR) for Program Year 2023  
 OXNARD

Date: 26-Sep-2024  
 Time: 19:40  
 Page: 67

**PGM Year:** 2023  
**Project:** 0011 - SITE ACQUISITION  
**IDIS Activity:** 2444 - 201 SOUTH D STREET- OHA ACQUISITION  
**Status:** Open  
**Location:** 201 S D St Oxnard, CA 93030-5722  
**Objective:** Provide decent affordable housing  
**Outcome:** Affordability  
**Matrix Code:** Acquisition for Rehabilitation (14G) **National Objective:** LMH

**Activity to prevent, prepare for, and respond to Coronavirus:** No  
**Initial Funding Date:** 08/28/2024  
**Description:**  
 Acquisition of Real Property at 201 South D Street by Oxnard Housing Authority  
**Financing**

	Fund Type	Grant Year	Grant	Funded Amount	Drawn In Program Year	Drawn Thru Program Year
CDBG	EN	2018	B18MC060534	\$129,064.25	\$129,064.25	\$129,064.25
		2019	B19MC060534	\$290,109.00	\$290,109.00	\$290,109.00
		2020	B20MC060534	\$459,741.98	\$459,741.98	\$459,741.98
		2021	B21MC060534	\$1,530,553.22	\$1,530,553.22	\$1,530,553.22
<b>Total</b>	<b>Total</b>			<b>\$2,409,468.45</b>	<b>\$2,409,468.45</b>	<b>\$2,409,468.45</b>

**Proposed Accomplishments**  
 Housing Units : 10

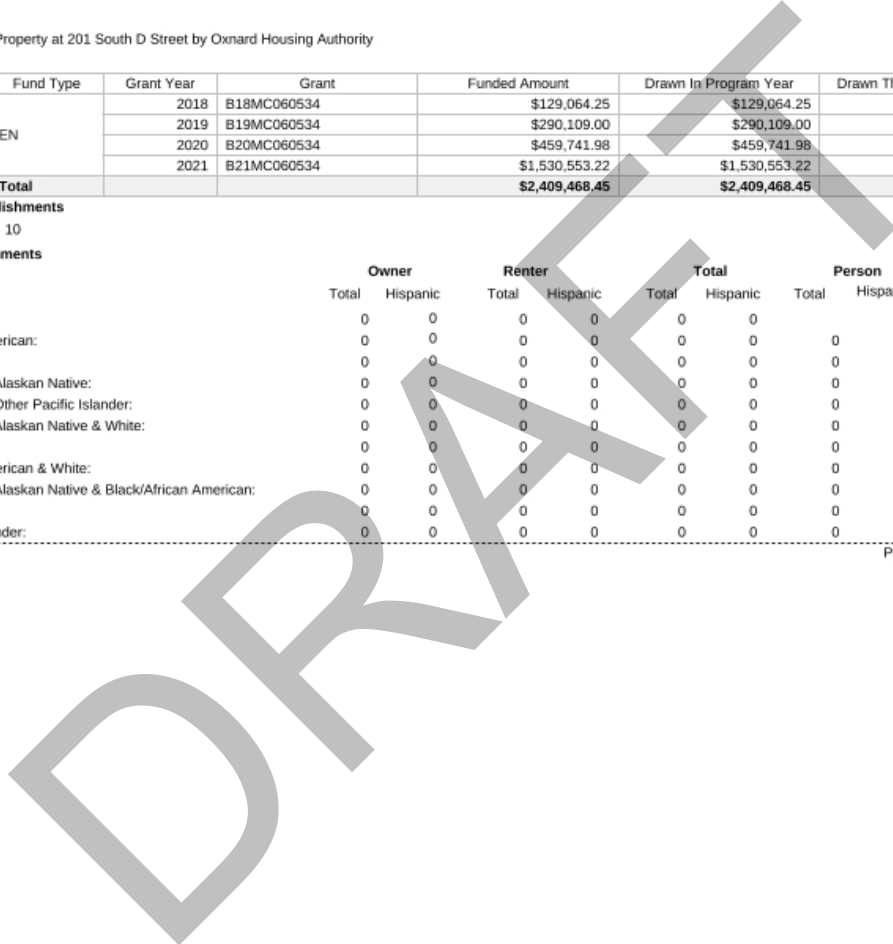
**Actual Accomplishments**

Number assisted:

	Owner		Renter		Total		Person	
	Total	Hispanic	Total	Hispanic	Total	Hispanic	Total	Hispanic
White:	0	0	0	0	0	0	0	0
Black/African American:	0	0	0	0	0	0	0	0
Asian:	0	0	0	0	0	0	0	0
American Indian/Alaskan Native:	0	0	0	0	0	0	0	0
Native Hawaiian/Other Pacific Islander:	0	0	0	0	0	0	0	0
American Indian/Alaskan Native & White:	0	0	0	0	0	0	0	0
Asian White:	0	0	0	0	0	0	0	0
Black/African American & White:	0	0	0	0	0	0	0	0
American Indian/Alaskan Native & Black/African American:	0	0	0	0	0	0	0	0
Other multi-racial:	0	0	0	0	0	0	0	0
Asian/Pacific Islander:	0	0	0	0	0	0	0	0

PR03 - OXNARD

Page: 67 of 70





U.S. Department of Housing and Urban Development  
 Office of Community Planning and Development  
 Integrated Disbursement and Information System  
 CDBG Activity Summary Report (GPR) for Program Year 2023  
 OXNARD

Date: 26-Sep-2024  
 Time: 19:40  
 Page: 68

Hispanic:	0	0	0	0	0	0	0	0
<b>Total:</b>	<b>0</b>	<b>0</b>	<b>0</b>	<b>0</b>	<b>0</b>	<b>0</b>	<b>0</b>	<b>0</b>
Female-headed Households:	0	0	0	0	0	0	0	0
<i>Income Category:</i>								
	<b>Owner</b>	<b>Renter</b>	<b>Total</b>	<b>Person</b>				
Extremely Low	0	0	0	0				
Low Mod	0	0	0	0				
Moderate	0	0	0	0				
Non Low Moderate	0	0	0	0				
Total	0	0	0	0				
Percent Low/Mod								

**Annual Accomplishments**

<b>Years</b>	<b>Accomplishment Narrative</b>	<b># Benefiting</b>
2023	Acquisition of Real Property with a ten-unit multi-family development by the Oxnard Housing Authority in May 2024. Site address is 201 South D Street, Oxnard, CA 93030. The real property improvements will occur in next fiscal year.	

DRAFT



U.S. Department of Housing and Urban Development  
 Office of Community Planning and Development  
 Integrated Disbursement and Information System  
 CDBG Activity Summary Report (GPR) for Program Year 2023  
 OXNARD

Date: 26-Sep-2024  
 Time: 19:40  
 Page: 69

**PGM Year:** 2023  
**Project:** 0009 - PUBLIC FACILITY & IMPROVEMENT  
**IDIS Activity:** 2446 - NEIGHBORHOOD IMPROVEMENT PROJECTS - 131 EAST 7TH STREET  
**Status:** Open  
**Location:** 131 E 7th St Oxnard, CA 93030-7118  
**Objective:** Provide decent affordable housing  
**Outcome:** Affordability  
**Matrix Code:** Acquisition of Real Property (01)  
**National Objective:** LMA

**Activity to prevent, prepare for, and respond to Coronavirus:** No

**Initial Funding Date:** 09/24/2024

**Description:**

Acquisition of property at 131 East 7th Street and vacant lot at 6th St and Meta St in Oxnard.

**Financing**

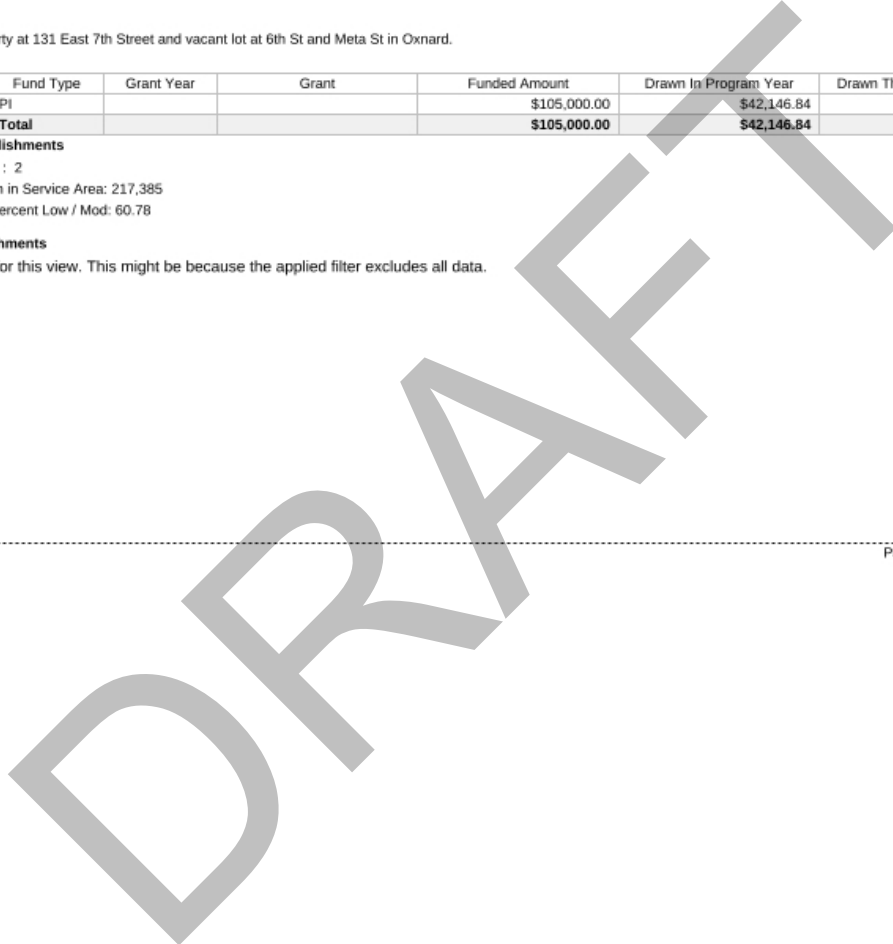
	Fund Type	Grant Year	Grant	Funded Amount	Drawn In Program Year	Drawn Thru Program Year
CDBG	PI			\$105,000.00	\$42,146.84	\$42,146.84
<b>Total</b>	<b>Total</b>			<b>\$105,000.00</b>	<b>\$42,146.84</b>	<b>\$42,146.84</b>

**Proposed Accomplishments**

Public Facilities : 2  
 Total Population in Service Area: 217,385  
 Census Tract Percent Low / Mod: 60.78

**Annual Accomplishments**

No data returned for this view. This might be because the applied filter excludes all data.





U.S. Department of Housing and Urban Development  
Office of Community Planning and Development  
Integrated Disbursement and Information System  
CDBG Activity Summary Report (GPR) for Program Year 2023  
OXNARD

Date: 26-Sep-2024  
Time: 19:40  
Page: 70

---

<b>Total Funded Amount:</b>	<b>\$27,152,278.76</b>
<b>Total Drawn Thru Program Year:</b>	<b>\$26,099,299.91</b>
<b>Total Drawn in Program Year:</b>	<b>\$4,497,520.05</b>

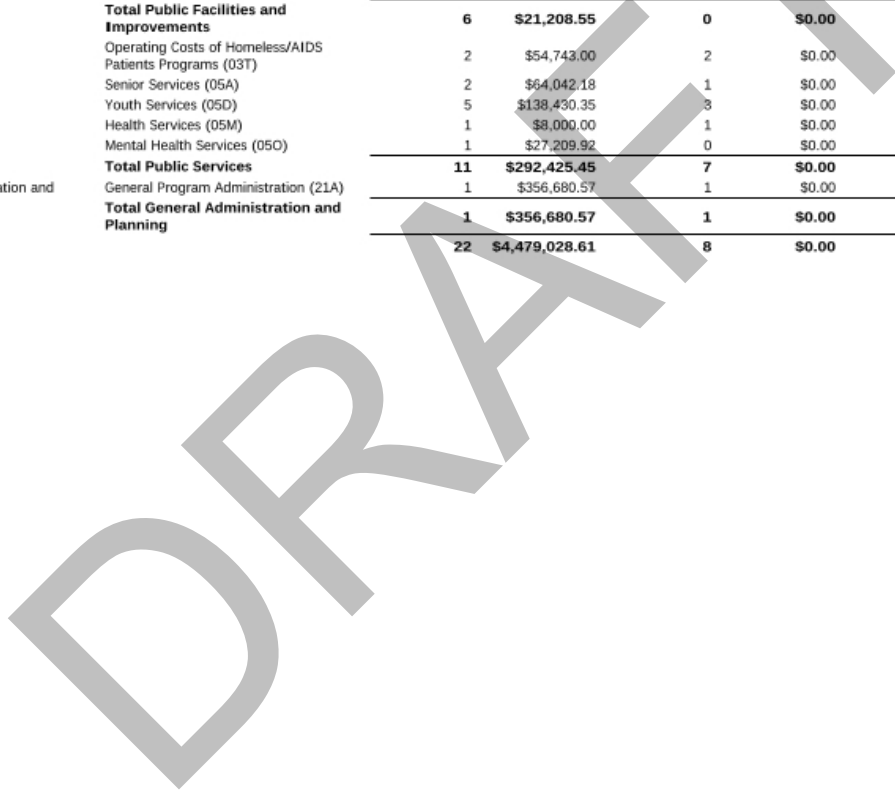
DRRAFT



OXNARD

Count of CDBG Activities with Disbursements by Activity Group & Matrix Code

Activity Group	Activity Category	Open Count	Open Activities Disbursed	Completed Count	Completed Activities Disbursed	Program Year Count	Total Activities Disbursed
Acquisition	Acquisition of Real Property (01)	1	\$42,146.84	0	\$0.00	1	\$42,146.84
	Clearance and Demolition (04)	1	\$1,357,098.75	0	\$0.00	1	\$1,357,098.75
	<b>Total Acquisition</b>	<b>2</b>	<b>\$1,399,245.59</b>	<b>0</b>	<b>\$0.00</b>	<b>2</b>	<b>\$1,399,245.59</b>
Housing	Acquisition for Rehabilitation (14G)	1	\$2,409,468.45	0	\$0.00	1	\$2,409,468.45
	Housing Services - Excluding Housing Counseling, under 24 CFR 5.100 (14J)	1	\$0.00	0	\$0.00	1	\$0.00
	<b>Total Housing</b>	<b>2</b>	<b>\$2,409,468.45</b>	<b>0</b>	<b>\$0.00</b>	<b>2</b>	<b>\$2,409,468.45</b>
Public Facilities and Improvements	Homeless Facilities (not operating costs) (03C)	1	\$13,984.19	0	\$0.00	1	\$13,984.19
	Parks, Recreational Facilities (03F)	3	\$7,224.36	0	\$0.00	3	\$7,224.36
	Fire Station/Equipment (03O)	1	\$0.00	0	\$0.00	1	\$0.00
	Other Public Improvements Not Listed in 03A-03S (03Z)	1	\$0.00	0	\$0.00	1	\$0.00
	<b>Total Public Facilities and Improvements</b>	<b>6</b>	<b>\$21,208.55</b>	<b>0</b>	<b>\$0.00</b>	<b>6</b>	<b>\$21,208.55</b>
Public Services	Operating Costs of Homeless/AIDS Patients Programs (03T)	2	\$54,743.00	2	\$0.00	4	\$54,743.00
	Senior Services (05A)	2	\$64,042.18	1	\$0.00	3	\$64,042.18
	Youth Services (05D)	5	\$138,430.35	8	\$0.00	8	\$138,430.35
	Health Services (05M)	1	\$8,000.00	1	\$0.00	2	\$8,000.00
	Mental Health Services (05O)	1	\$27,209.92	0	\$0.00	1	\$27,209.92
	<b>Total Public Services</b>	<b>11</b>	<b>\$292,425.45</b>	<b>7</b>	<b>\$0.00</b>	<b>18</b>	<b>\$292,425.45</b>
General Administration and Planning	General Program Administration (21A)	1	\$356,680.57	1	\$0.00	2	\$356,680.57
	<b>Total General Administration and Planning</b>	<b>1</b>	<b>\$356,680.57</b>	<b>1</b>	<b>\$0.00</b>	<b>2</b>	<b>\$356,680.57</b>
<b>Grand Total</b>		<b>22</b>	<b>\$4,479,028.61</b>	<b>8</b>	<b>\$0.00</b>	<b>30</b>	<b>\$4,479,028.61</b>





OXNARD

**CDBG Sum of Actual Accomplishments by Activity Group and Accomplishment Type**

Activity Group	Matrix Code	Accomplishment Type	Open Count	Completed Count	Program Year Totals
Acquisition	Acquisition of Real Property (01)	Public Facilities	0	0	0
	Clearance and Demolition (04)	Housing Units	0	0	0
	<b>Total Acquisition</b>		<b>0</b>	<b>0</b>	<b>0</b>
Housing	Acquisition for Rehabilitation (14G)	Housing Units	0	0	0
	Housing Services - Excluding Housing Counseling, under 24 CFR 5.100 (14J)	Housing Units	6	0	6
	<b>Total Housing</b>		<b>6</b>	<b>0</b>	<b>6</b>
Public Facilities and Improvements	Parks, Recreational Facilities (03F)	Public Facilities	19,745	0	19,745
	Fire Station/Equipment (03O)	Public Facilities	210,625	0	210,625
	<b>Total Public Facilities and Improvements</b>		<b>230,370</b>	<b>0</b>	<b>230,370</b>
Public Services	Operating Costs of Homeless/AIDS Patients Programs (03T)	Persons	1,991	976	2,967
	Senior Services (05A)	Persons	237	43	280
	Youth Services (05D)	Persons	947	978	1,925
	Health Services (05M)	Persons	26	60	86
	Mental Health Services (05O)	Persons	17	0	17
	<b>Total Public Services</b>		<b>3,218</b>	<b>2,057</b>	<b>5,275</b>
<b>Grand Total</b>		<b>233,594</b>	<b>2,057</b>	<b>235,651</b>	

DRAFT



OXNARD

CDBG Beneficiaries by Racial / Ethnic Category

Housing-Non Housing	Race	Total Persons	Total Hispanic Persons	Total Households	Total Hispanic Households
Housing	White	0	0	6	5
	<b>Total Housing</b>	<b>0</b>	<b>0</b>	<b>6</b>	<b>5</b>
Non Housing	White	3,934	3,724	0	0
	Black/African American	119	27	0	0
	Asian	77	3	0	0
	American Indian/Alaskan Native	25	18	0	0
	Native Hawaiian/Other Pacific Islander	33	20	0	0
	American Indian/Alaskan Native & White	3	3	0	0
	Asian & White	26	14	0	0
	Black/African American & White	4	1	0	0
	Other multi-racial	1,054	1,007	0	0
	<b>Total Non Housing</b>	<b>5,275</b>	<b>4,817</b>	<b>0</b>	<b>0</b>
Grand Total	White	3,934	3,724	6	5
	Black/African American	119	27	0	0
	Asian	77	3	0	0
	American Indian/Alaskan Native	25	18	0	0
	Native Hawaiian/Other Pacific Islander	33	20	0	0
	American Indian/Alaskan Native & White	3	3	0	0
	Asian & White	26	14	0	0
	Black/African American & White	4	1	0	0
	Other multi-racial	1,054	1,007	0	0
	<b>Total Grand Total</b>	<b>5,275</b>	<b>4,817</b>	<b>6</b>	<b>5</b>

DRAFT





OXNARD

**CDBG Beneficiaries by Income Category** [\(Click here to view activities\)](#)

	<b>Income Levels</b>	<b>Owner Occupied</b>	<b>Renter Occupied</b>	<b>Persons</b>
Non Housing	Extremely Low (<=30%)	0	0	2,684
	Low (>30% and <=50%)	0	0	333
	Mod (>50% and <=80%)	0	0	99
	Total Low-Mod	0	0	3,116
	Non Low-Mod (>80%)	0	0	20
	Total Beneficiaries		0	0

DRAFT

**EXHIBIT VI**

Program Income Details for CDBG Program Year 202 - PR 09

DRAFT



Program Year	Program	Associated Grant Number	Fund Type	Estimated Income for Year	Transaction	Voucher #	Voucher Created	Voucher Type	IDIS Proj. ID	IDIS Actv. ID	Matrix Code	Received/Drawn Amount
						5412304 -001	09/25/2023		14	2062	14A	999.96
						5412308 -001	09/25/2023		26	2361	05W	999.96
						5412310 -001	09/25/2023		32	1771	13	250.00
						5412882 -001	09/28/2023		6	2304	14J	163,255.89
					DRAWS							
						6945659 -003	09/24/2024	PY	9	2446	01	31,243.44
												PI Receipts 171,129.19
												PI Draws 31,243.44
												PI Balance 139,885.75
<b>2022</b>	<b>CDBG</b>											<b>Total CDBG Receipts*: 171,129.19</b>
												<b>Total CDBG Draws against Receipts*: 31,243.44</b>
												<b>Total CDBG Receipt Fund Balance*: 139,885.75</b>

Program Year	Program	Associated Grant Number	Fund Type	Estimated Income for Year	Transaction	Voucher #	Voucher Created	Voucher Type	IDIS Proj. ID	IDIS Actv. ID	Matrix Code	Received/Drawn Amount
2023	CDBG	B23MC060534	PI	0.00	RECEIPTS							
						5436876 -002	09/25/2024		13	2059	14A	620.00
						5437837 -001	09/25/2024		8	2204	14A	766.53
						5437838 -001	09/25/2024		14	2057	14A	831.30
						5437839 -001	09/25/2024		11	2239	14A	700.00
						5437840 -001	09/25/2024		11	2216	14A	1,000.00
						5437841 -001	09/25/2024		14	2056	14A	100.00
						5437842 -001	09/25/2024		32	1771	13	300.00
						5437843 -001	09/25/2024		11	2220	14A	1,099.96
						5437844 -001	09/25/2024		6	2321	14A	1,083.29
												PI Receipts 6,501.08
												PI Draws
												PI Balance 6,501.08



Program Year	Program	Associated Grant Number	Fund Type	Estimated Income for Year	Transaction	Voucher #	Voucher Created	Voucher Type	IDIS Proj. ID	IDIS Actv. ID	Matrix Code	Received/Drawn Amount
2023	CDBG											
											<b>Total CDBG Receipts*:</b>	<b>6,501.08</b>
											<b>Total CDBG Draws against Receipts*:</b>	<b>6,501.08</b>
											<b>Total CDBG Receipt Fund Balance*:</b>	<b>6,501.08</b>

DRAFT

**EXHIBIT VII**

ESG Financial Summary for Program Year 2022 and 202 - PR 91

DRAFT



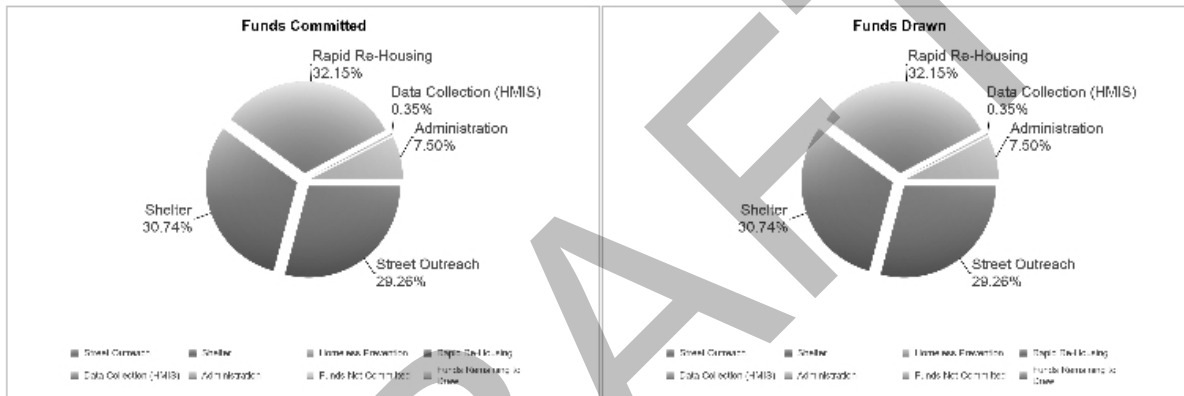
OXNARD, CA  
 2022

**ESG Program Level Summary**

Grant Number	Total Grant Amount	Total Funds Committed	Total Funds Available to Commit	% of Grant Funds Not Committed	Grant Funds Drawn	% of Grant Funds Drawn	Available to Draw	% Remaining to Draw
E22MC060534	\$211,474.00	\$211,474.00	\$0.00	0.00%	\$211,474.00	100.00%	\$0.00	0.00%

**ESG Program Components**

Activity Type	Total Committed to Activities	% of Grant Committed	Drawn Amount	% of Grant Drawn
Street Outreach	\$61,886.00	29.26%	\$61,886.00	29.26%
Shelter	\$64,997.00	30.74%	\$64,997.00	30.74%
Homeless Prevention	\$0.00	0.00%	\$0.00	0.00%
Rapid Re-Housing	\$67,988.93	32.15%	\$67,988.93	32.15%
Data Collection (HMIS)	\$741.07	0.35%	\$741.07	0.35%
Administration	\$15,861.00	7.50%	\$15,861.00	7.50%
Funds Not Committed	\$0.00	0.00%	\$0.00	0.00%
Funds Remaining to Draw	\$0.00	0.00%	\$0.00	0.00%
<b>Total</b>	<b>\$211,474.00</b>	<b>100.00%</b>	<b>\$211,474.00</b>	<b>100.00%</b>



DRAFT



OXNARD, CA  
 2022

**24-Month Grant Expenditure Deadline**

All of the recipient's grant must be expended for eligible activity costs within 24 months after the date HUD signs the grant agreement with the recipient. Expenditure means either an actual cash disbursement for a direct charge for a good or service or an indirect cost or the accrual of a direct charge for a good or service or an indirect cost. This report uses draws in IDIS to measure expenditures. HUD allocated Fiscal Year 2011 ESG funds in two allocations. For FY2011, this Obligation Date is the date of the first allocation. This report does not list the Obligation Date, does not calculate the Expenditure Deadline, and does not track the Days Remaining for the FY 2011 second allocation.

Grant Amount: \$211,474.00

Grant Number	Draws to Date	HUD Obligation Date	Expenditure Deadline	Days Remaining to Meet Requirement Date	Expenditures Required
E22MC060534	\$211,474.00	09/14/2022	09/14/2024	(12)	\$0.00

**60% Cap on Emergency Shelter and Street Outreach**

The cap refers to the total amount of the recipient's fiscal year grant, allowed for emergency shelter and street outreach activities, is capped at 60 percent. This amount cannot exceed the greater of: (1) 60% of the overall grant for the year, or, (2) the amount of Fiscal Year 2010 ESG funds committed for homeless assistance activities. (Note: the HESG-CV grants are currently exempt from the 60% funding cap restrictions.)

Amount Committed to Shelter	Amount Committed to Street Outreach	Total Amount Committed to Shelter and Street Outreach	% Committed to Shelter and Street Outreach	2010 Funds Committed to Homeless Assistance Activities	Total Drawn for Shelter and Street Outreach	% Drawn for Shelter and Street Outreach
\$64,997.00	\$61,886.00	\$126,883.00	60.00%	\$94,396.00	\$126,883.00	60.00%

DRAFT

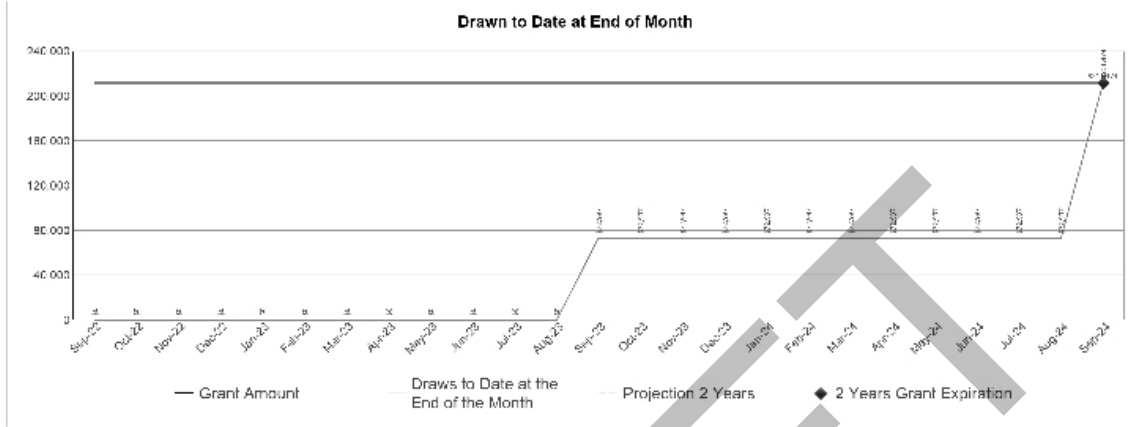




OXNARD, CA  
 2022

**ESG Draws By Month (at the total grant level):**

Grant Amount: 211,474.00



**ESG Draws By Quarter (at the total grant level):**

Quarter End Date	Draws for the Quarter	Draws to Date at the End of the Quarter	% Drawn for the Quarter	% Drawn to Date at End of Quarter
09/30/2022	\$0.00	\$0.00	0.00%	0.00%
12/31/2022	\$0.00	\$0.00	0.00%	0.00%
03/31/2023	\$0.00	\$0.00	0.00%	0.00%
06/30/2023	\$0.00	\$0.00	0.00%	0.00%
09/30/2023	\$72,996.62	\$72,996.62	34.52%	34.52%
12/31/2023	\$0.00	\$72,996.62	0.00%	34.52%
03/31/2024	\$0.00	\$72,996.62	0.00%	34.52%
06/30/2024	\$0.00	\$72,996.62	0.00%	34.52%
09/30/2024	\$138,477.38	\$211,474.00	65.48%	100.00%

DRAFT



OXNARD, CA  
 2022

**ESG Subrecipient Commitments and Draws by Activity Category :**

Subrecipient	Activity Type	Committed	Drawn
OXNARD	Data Collection (HMIS)	\$741.07	\$741.07
	Administration	\$15,861.00	\$15,861.00
	Total	\$16,602.07	\$16,602.07
	Total Remaining to be Drawn	\$0.00	\$0.00
	Percentage Remaining to be Drawn	\$0.00	0.00%
MERCY HOUSE	Rapid Re-Housing	\$67,988.93	\$67,988.93
	Total	\$67,988.93	\$67,988.93
	Total Remaining to be Drawn	\$0.00	\$0.00
Turning Point Foundation	Shelter	\$36,101.00	\$36,101.00
	Total	\$36,101.00	\$36,101.00
	Total Remaining to be Drawn	\$0.00	\$0.00
The Kingdom Center	Shelter	\$28,896.00	\$28,896.00
	Total	\$28,896.00	\$28,896.00
	Total Remaining to be Drawn	\$0.00	\$0.00
THE SALVATION ARMY	Street Outreach	\$61,886.00	\$61,886.00
	Total	\$61,886.00	\$61,886.00
	Total Remaining to be Drawn	\$0.00	\$0.00

DRAFT



OXNARD, CA  
2022

**ESG Subrecipients by Activity Category**

Activity Type	Subrecipient
Street Outreach	THE SALVATION ARMY
Shelter	Turning Point Foundation
	The Kingdom Center
Rapid Re-Housing	MERCY HOUSE
Data Collection (HMIS)	OXNARD
Administration	OXNARD

DRAFT




OXNARD, CA  
 2023

**ESG Program Level Summary**

Grant Number	Total Grant Amount	Total Funds Committed	Total Funds Available to Commit	% of Grant Funds Not Committed	Grant Funds Drawn	% of Grant Funds Drawn	Available to Draw	% Remaining to Draw
E23MC060534	\$207,883.00	\$207,883.00	\$0.00	0.00%	\$93,201.10	44.83%	\$114,681.90	55.17%

**ESG Program Components**

Activity Type	Total Committed to Activities	% of Grant Committed	Drawn Amount	% of Grant Drawn
Street Outreach	\$63,000.00	30.31%	\$26,783.00	12.89%
Shelter	\$46,000.00	22.13%	\$46,000.00	22.13%
Homeless Prevention	\$0.00	0.00%	\$0.00	0.00%
Rapid Re-Housing	\$83,292.00	40.07%	\$20,418.10	9.82%
Data Collection (HMIS)	\$0.00	0.00%	\$0.00	0.00%
Administration	\$15,591.00	7.50%	\$0.00	0.00%
Funds Not Committed	\$0.00	0.00%	\$0.00	0.00%
Funds Remaining to Draw	\$0.00	0.00%	\$114,681.90	55.17%
<b>Total</b>	<b>\$207,883.00</b>	<b>100.00%</b>	<b>\$207,883.00</b>	<b>100.00%</b>



DRAFT



OXNARD, CA  
 2023

**24-Month Grant Expenditure Deadline**

All of the recipient's grant must be expended for eligible activity costs within 24 months after the date HUD signs the grant agreement with the recipient. Expenditure means either an actual cash disbursement for a direct charge for a good or service or an indirect cost or the accrual of a direct charge for a good or service or an indirect cost. This report uses draws in IDIS to measure expenditures. HUD allocated Fiscal Year 2011 ESG funds in two allocations. For FY2011, this Obligation Date is the date of the first allocation. This report does not list the Obligation Date, does not calculate the Expenditure Deadline, and does not track the Days Remaining for the FY 2011 second allocation.

Grant Amount: \$207,883.00

Grant Number	Draws to Date	HUD Obligation Date	Expenditure Deadline	Days Remaining to Meet Requirement Date	Expenditures Required
E23MC060534	\$93,201.10	09/22/2023	09/22/2025	361	\$114,681.90

**60% Cap on Emergency Shelter and Street Outreach**

The cap refers to the total amount of the recipient's fiscal year grant, allowed for emergency shelter and street outreach activities, is capped at 60 percent. This amount cannot exceed the greater of: (1) 60% of the overall grant for the year; or, (2) the amount of Fiscal Year 2010 ESG funds committed for homeless assistance activities. (Note: the HESG-CV grants are currently exempt from the 60% funding cap restrictions.)

Amount Committed to Shelter	Amount Committed to Street Outreach	Total Amount Committed to Shelter and Street Outreach	% Committed to Shelter and Street Outreach	2010 Funds Committed to Homeless Assistance Activities	Total Drawn for Shelter and Street Outreach	% Drawn for Shelter and Street Outreach
\$46,000.00	\$63,000.00	\$109,000.00	52.43%	\$94,396.00	\$72,783.00	35.01%


DRAFT



OXNARD, CA  
 2023

**ESG Draws By Month (at the total grant level):**

Grant Amount: 207,883.00



**ESG Draws By Quarter (at the total grant level):**

Quarter End Date	Draws for the Quarter	Draws to Date at the End of the Quarter	% Drawn for the Quarter	% Drawn to Date at End of Quarter
09/30/2023	\$0.00	\$0.00	0.00%	0.00%
12/31/2023	\$0.00	\$0.00	0.00%	0.00%
03/31/2024	\$0.00	\$0.00	0.00%	0.00%
06/30/2024	\$0.00	\$0.00	0.00%	0.00%
09/30/2024	\$93,201.10	\$93,201.10	44.83%	44.83%

DRAFT



U.S. Department of Housing and Urban Development  
 Office of Community Planning and Development  
 Integrated Disbursement and Information System  
 PR91 - ESG Financial Summary

DATE: 09-26-24  
 TIME: 15:30  
 PAGE: 9

OXNARD, CA  
 2023

**ESG Subrecipient Commitments and Draws by Activity Category :**

Subrecipient	Activity Type	Committed	Drawn
OXNARD	Administration	\$15,591.00	\$0.00
	Total	\$15,591.00	\$0.00
	Total Remaining to be Drawn	\$0.00	\$15,591.00
	Percentage Remaining to be Drawn	\$0.00	100.00%
MERCY HOUSE TRANSITIONAL LIVING CENTERS	Rapid Re-Housing	\$58,500.00	\$0.00
	Total	\$58,500.00	\$0.00
	Total Remaining to be Drawn	\$0.00	\$58,500.00
	Percentage Remaining to be Drawn	\$0.00	100.00%
TURNING POINT FOUNDATION	Shelter	\$46,000.00	\$46,000.00
	Total	\$46,000.00	\$46,000.00
	Total Remaining to be Drawn	\$0.00	\$0.00
	Percentage Remaining to be Drawn	\$0.00	0.00%
The Salvation Army - Ventura	Street Outreach	\$63,000.00	\$26,783.00
	Total	\$63,000.00	\$26,783.00
	Total Remaining to be Drawn	\$0.00	\$36,217.00
	Percentage Remaining to be Drawn	\$0.00	57.49%
United Way	Rapid Re-Housing	\$24,792.00	\$20,418.10
	Total	\$24,792.00	\$20,418.10
	Total Remaining to be Drawn	\$0.00	\$4,373.90
	Percentage Remaining to be Drawn	\$0.00	17.64%

DRAFT



OXNARD, CA  
2023

**ESG Subrecipients by Activity Category**

Activity Type	Subrecipient
Street Outreach	The Salvation Army - Ventura
Shelter	TURNING POINT FOUNDATION
Rapid Re-Housing	MERCY HOUSE TRANSITIONAL LIVING CENTERS
	United Way
Administration	OXNARD

DRAFT



**EXHIBIT VIII**

Annual Performance Report-HOME Program Year 202 , Form - HUD-40107

DRAFT

# Annual Performance Report HOME Program

U.S. Department of Housing  
and Urban Development  
Office of Community Planning  
and Development

OMB Approval No. 2506-0171  
(exp. 9/30/2023)

Public reporting burden for this collection of information is estimated to average 2.5 hours per response, including the time for reviewing instructions, searching existing data sources, gathering and maintaining the data needed, and completing and reviewing the collection of information. This agency may not conduct or sponsor, and a person is not required to respond to, a collection of information unless that collection displays a valid OMB control number.

The HOME statute imposes a significant number of data collection and reporting requirements. This includes information on assisted properties, on the owners or tenants of the properties, and on other programmatic areas. The information will be used: 1) to assist HOME participants in managing their programs; 2) to track performance of participants in meeting fund commitment and expenditure deadlines; 3) to permit HUD to determine whether each participant meets the HOME statutory income targeting and affordability requirements; and 4) to permit HUD to determine compliance with other statutory and regulatory program requirements. This data collection is authorized under Title II of the Cranston-Gonzalez National Affordable Housing Act or related authorities. Access to Federal grant funds is contingent on the reporting of certain project-specific data elements. Records of information collected will be maintained by the recipients of the assistance. Information on activities and expenditures of grant funds is public information and is generally available for disclosure. Recipients are responsible for ensuring confidentiality when public disclosure is not required.

This form is intended to collect numeric data to be aggregated nationally as a complement to data collected through the Cash and Management Information (C/M) System. Participants should enter the reporting period in the first block. The reporting period is October 1 to September 30. Instructions are included for each section if further explanation is needed.

Submit this form on or before December 31.

Send one copy to the appropriate HUD Field Office and one copy to:  
**HOME Program, Rm 7176, 451 7th Street, S.W., Washington D.C. 20410**

This report is for period (mm/dd/yyyy)		Date Submitted (mm/dd/yyyy)
Starting	Ending	
07/01/2023	06/30/2024	

### Part I Participant Identification

1. Participant Number	2. Participant Name 805-385-7959		
3. Name of Person completing this report 435 SOUTH D STREET, OXNARD, CA 93030	4. Phone Number (Include Area Code) 805-385-7959		
5. Address 435 SOUTH D STREET	6. City OXNARD	7. State 11,088,652.95	8. Zip Code 298,611.77

### Part II Program Income

Enter the following program income amounts for the reporting period: in block 1, enter the balance on hand at the beginning; in block 2, enter the amount generated; in block 3, enter the amount expended; and in block 4, enter the amount for Tenant-Based rental Assistance.

1. Balance on hand at Beginning of Reporting Period	2. Amount received during Reporting Period	3. Total amount expended during Reporting Period	4. Amount expended for Tenant-Based Rental Assistance	5. Balance on hand at end of Reporting Period (1 + 2 - 3) = 5
298,611.77	298,611.77	10,790,041.18	CALHOME-BEGIN	298,611.77

### Part III Minority Business Enterprises (MBE) and Women Business Enterprises (WBE)

In the table below, indicate the number and dollar value of contracts for HOME projects completed during the reporting period.

	a. Total	Minority Business Enterprises (MBE)			f. White Non-Hispanic
		b. Alaskan Native or American Indian	c. Asian or Pacific Islander	d. Black Non-Hispanic	
<b>A. Contracts</b>					
1. Number	0	0	0	0	0
2. Dollar Amount	298,611.77	0	0	0	0
<b>B. Sub-Contracts</b>					
1. Number	0	0	0	0	0
2. Dollar Amount	0	0	0	0	0
	a. Total	b. Women Business Enterprises (WBE)	c. Male		
<b>C. Contracts</b>					
1. Number	0	0	0		
2. Dollar Amount	0	0	0		
<b>D. Sub-Contracts</b>					
1. Number	0	0	0		
2. Dollar Amounts	0	0	0		

**Part IV Minority Owners of Rental Property**

In the table below, indicate the number of HOME assisted rental property owners and the total dollar amount of HOME funds in these rental properties assisted during the reporting period.

	a. Total	Minority Property Owners				f. White Non-Hispanic
		b. Alaskan Native or American Indian	c. Asian or Pacific Islander	d. Black Non-Hispanic	e. Hispanic	
1. Number	0	0	0	0	0	0
2. Dollar Amount	0	0	0	0	0	0

**Part V Relocation and Real Property Acquisition**

Indicate the number of persons displaced, the cost of relocation payments, the number of parcels acquired, and the cost of acquisition. The data provided should reflect only displacements and acquisitions occurring during the reporting period.

	a. Number	b. Cost
1. Parcels Acquired	0	0
2. Businesses Displaced	0	0
3. Nonprofit Organizations Displaced	0	0
4. Households Temporarily Relocated, not Displaced	0	0

Households Displaced	a. Total	Minority Business Enterprises (MBE)				f. White Non-Hispanic
		b. Alaskan Native or American Indian	c. Asian or Pacific Islander	d. Black Non-Hispanic	e. Hispanic	
5. Households Displaced - Number	0	0	0	0	0	0
6. Households Displaced - Cost	0	0	0	0	0	0

DRAFT

**EXHIBIT IX**

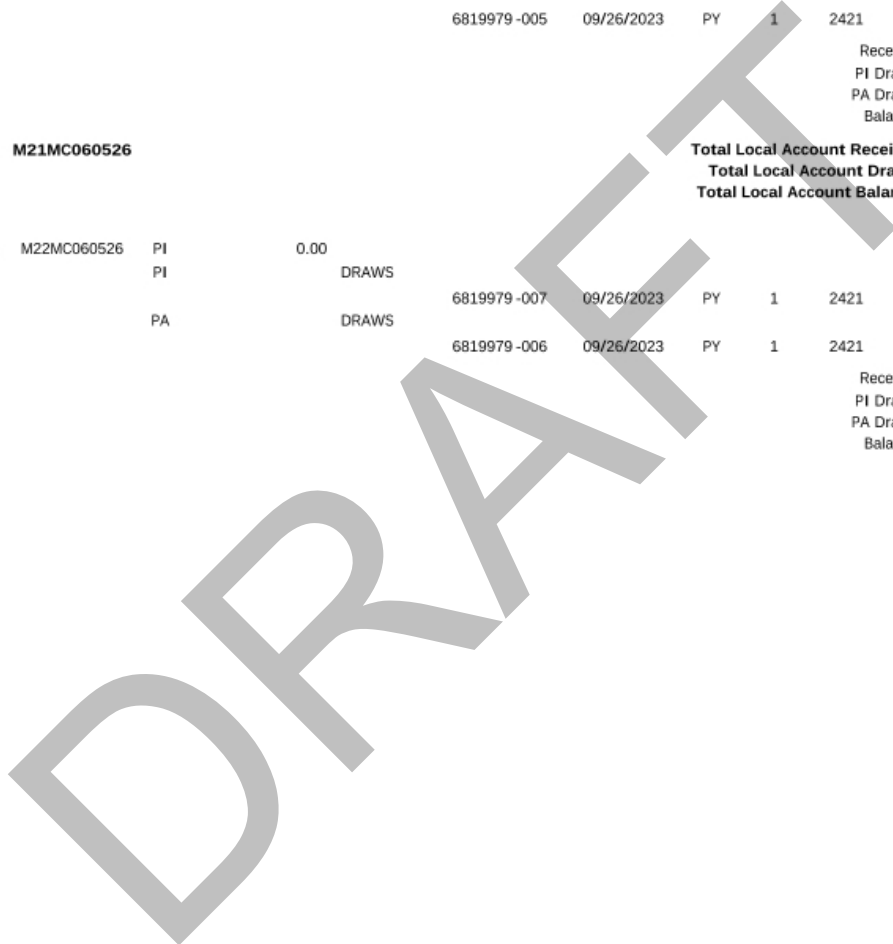
Program Income Details for HOME Program Year 202 - PR 09

DRAFT

Report for Program:HOME

\*Data Only Provided for Time Period Queried:07-01-2023 to 09-26-2024

Program Year	Program	Associated Grant Number	Fund Type	Estimated Income for Year	Transaction	Voucher #	Voucher Created	Voucher Type	IDIS Proj. ID	IDIS Actv. ID	Matrix Code	Received/Drawn Amount
2021	HOME	M21MC060526	PI	0.00								
			PI		DRAWS							
						6819979-005	09/26/2023	PY	1	2421		72,228.06
												Receipts
												PI Draws
												PA Draws
												Balance
												(72,228.06)
<b>2021</b>	<b>HOME</b>	<b>M21MC060526</b>										<b>Total Local Account Receipts</b>
												<b>Total Local Account Draws</b>
												<b>72,228.06</b>
												<b>Total Local Account Balance</b>
												<b>(72,228.06)</b>
2022	HOME	M22MC060526	PI	0.00								
			PI		DRAWS							
						6819979-007	09/26/2023	PY	1	2421		156,935.76
			PA		DRAWS							
						6819979-006	09/26/2023	PY	1	2421		7,460.00
												Receipts
												PI Draws
												PA Draws
												Balance
												(164,395.76)



Program Year	Program	Associated Grant Number	Fund Type	Estimated Income for Year	Transaction	Voucher #	Voucher Created	Voucher Type	IDIS Proj. ID	IDIS Actv. ID	Matrix Code	Received/Drawn Amount
--------------	---------	-------------------------	-----------	---------------------------	-------------	-----------	-----------------	--------------	---------------	---------------	-------------	-----------------------

2022	HOME	M22MC060526										
											<b>Total Local Account Receipts</b>	
											<b>Total Local Account Draws</b>	
											<b>164,395.76</b>	
											<b>Total Local Account Balance</b>	
											<b>(164,395.76)</b>	

2023	HOME	M23MC060526	PI	0.00								
RECEIPTS												
					5412265-001	09/25/2023			21	1727		1,236.00
					5412266-001	09/25/2023			21	1728		1,100.00
					5412293-001	09/25/2023			22	2045		672.00
					5412294-001	09/25/2023			22	923		3,050.00
					5412296-001	09/25/2023			21	1844		250.00
					5412298-001	09/25/2023			32	1828	13	375.00
					5412305-001	09/25/2023			23	821		19,264.00
					5412306-001	09/25/2023			22	2055		968.00
					5412307-001	09/25/2023			21	1728		2,637.00
					5412311-001	09/25/2023			21	1920		250.00
					5412804-001	09/27/2023						9,793.82
											Receipts	
											39,595.82	
											PI Draws	
											PA Draws	
											Balance	
											39,595.82	

2023	HOME	M23MC060526										
											<b>Total Local Account Receipts</b>	
											<b>Total Local Account Draws</b>	
											<b>39,595.82</b>	
											<b>Total Local Account Balance</b>	
											<b>39,595.82</b>	

2024	HOME	M24MC060526	PI	0.00								
RECEIPTS												
					5437104-002	09/25/2024			21	1729		1,900.00
					5437105-001	09/25/2024			18	1261		7,803.52

DRAFT

Program Year	Program	Associated Grant Number	Fund Type	Estimated Income for Year	Transaction	Voucher #	Voucher Created	Voucher Type	IDIS Proj. ID	IDIS Actv. ID	Matrix Code	Received/Drawn Amount
						5437106-001	09/25/2024		21	1728		3,228.00
						5437107-001	09/24/2024		21	1727		1,854.00
						5437108-001	09/24/2024		22	2045		756.00
						5437109-001	09/24/2024		21	1844		300.00
						5437110-001	09/25/2024		18	912		2,755.00
						5437111-001	09/25/2024		22	2055		1,056.00
						5437697-001	09/24/2024		22	2050		150.00
						5437836-001	09/25/2024		52	369		10,873.45
											Receipts	30,675.97
											PI Draws	
											PA Draws	
											Balance	30,675.97
<b>2024</b>	<b>HOME</b>	<b>M24MC060526</b>									<b>Total Local Account Receipts</b>	<b>30,675.97</b>
											<b>Total Local Account Draws</b>	
											<b>Total Local Account Balance</b>	<b>30,675.97</b>

DRAFT

**EXHIBIT X**

HOME Match Report for Program Year 202 Form HUD-40107A

DRAFT



**HOME Match Report**

U.S. Department of Housing and Urban Development  
Office of Community Planning and Development

OMB Approval No. 2506-0171  
(exp. 09/30/2023)


<b>Part I Participant Identification</b>		Match Contributions for <b>Federal Fiscal Year (yyyy)</b> 2023-2024	
1. Participant No. (assigned by HUD) 07/01/2023	2. Name of the Participating Jurisdiction City of Oxnard	3. Name of Contact (person completing this report) ANDREA PALMER	
5. Street Address of the Participating Jurisdiction 435 SOUTH D STREET, OXNARD, CA 93030		4. Contact's Phone Number (include area code) 805-385-7959	
6. City 805-385-7959	7. State 435 SOUTH D STRI	8. Zip Code OXNARD	

**Part II Fiscal Year Summary**

1. Excess match from prior Federal fiscal year	\$	11,088,652.95	
2. Match contributed during current Federal fiscal year (see Part III.9.)	\$	298,611.77	
3. Total match available for current Federal fiscal year (line 1 + line 2)			\$ 298,611.77
4. Match liability for current Federal fiscal year			\$ 298,611.77
5. Excess match carried over to next Federal fiscal year (line 3 minus line 4)			\$ 10,790,041.18

**Part III Match Contribution for the Federal Fiscal Year**

1. Project No. or Other ID	2. Date of Contribution (mm/dd/yyyy)	3. Cash (non-Federal sources)	4. Foregone Taxes, Fees, Charges	5. Appraised Land / Real Property	6. Required Infrastructure	7. Site Preparation, Construction Materials, Donated labor	8. Bond Financing	9. Total Match
CALHOME-BEGIN	298,611.77	0	0	0	0	0	0	298,611.77
0	0	0	0	0	0	0	0	0
0	0	0	0	0	0	0	0	0
0	0	0	0	0	0	0	0	0
0	0	0	0	0	0	0	0	0
0	0	0	0	0	0	0	0	0
0	0	0	0	0	0	0	0	0
0	0	0	0	0	0	0	0	0
0	0	0	0	0	0	0	0	0





Public reporting burden for this collection of information is estimated to average 45 minutes per response, including the time for reviewing instructions, searching existing data sources, gathering and maintaining the data needed, and completing and reviewing the collection of information. This agency may not conduct or sponsor, and a person is not required to respond to, a collection of information unless that collection displays a valid OMB control number.

The HOME statute imposes a significant number of data collection and reporting requirements. This includes information on assisted properties, on the owners or tenants of the properties, and on other programmatic areas. The information will be used: 1) to assist HOME participants in managing their programs; 2) to track performance of participants in meeting fund commitment and expenditure deadlines; 3) to permit HUD to determine whether each participant meets the HOME statutory income targeting and affordability requirements; and 4) to permit HUD to determine compliance with other statutory and regulatory program requirements. This data collection is authorized under Title II of the Cranston-Gonzalez National Affordable Housing Act or related authorities. Access to Federal grant funds is contingent on the reporting of certain project-specific data elements. Records of information collected will be maintained by the recipients of the assistance. Information on activities and expenditures of grant funds is public information and is generally available for disclosure. Recipients are responsible for ensuring confidentiality when public disclosure is not required.

## Instructions for the HOME Match Report

### Applicability:

The HOME Match Report is part of the HOME APR and must be filled out by every participating jurisdiction that incurred a match liability. Match liability occurs when FY 1993 funds (or subsequent year funds) are drawn down from the U.S. Treasury for HOME projects. A Participating Jurisdiction (PJ) may start counting match contributions as of the beginning of Federal Fiscal Year 1993 (October 1, 1992). A jurisdiction not required to submit this report, either because it did not incur any match or because it had a full match reduction, may submit a HOME Match Report if it wishes. The match would count as excess match that is carried over to subsequent years. The match reported on this form must have been contributed during the reporting period (between October 1 and September 30).

### Timing:

This form is to be submitted as part of the HOME APR on or before December 31. The original is sent to the HUD Field Office. One copy is sent to the

Office of Affordable Housing Programs, CGHF  
Room 7176, HUD, 451 7th Street, S.W.  
Washington, D.C. 20410.

The participating jurisdiction also keeps a copy.

### Instructions for Part II:

1. **Excess match from prior Federal fiscal year:** Excess match carried over from prior Federal fiscal year.
2. **Match contributed during current Federal fiscal year:** The total amount of match contributions for all projects listed under Part III in column 9 for the Federal fiscal year.

3. **Total match available for current Federal fiscal year:** The sum of excess match carried over from the prior Federal fiscal year (Part II, line 1) and the total match contribution for the current Federal fiscal year (Part II, line 2). This sum is the total match available for the Federal fiscal year.

4. **Match liability for current Federal fiscal year:** The amount of match liability is available from HUD and is provided periodically to PJs. The match must be provided in the current year. The amount of match that must be provided is based on the amount of HOME funds drawn from the U.S. Treasury for HOME projects. The amount of match required equals 25% of the amount drawn down for HOME projects during the Federal fiscal year. Excess match may be carried over and used to meet match liability for subsequent years (see Part II line 5). Funds drawn down for administrative costs, CHDO operating expenses, and CHDO capacity building do not have to be matched. Funds drawn down for CHDO seed money and/or technical assistance loans do not have to be matched if the project does not go forward. A jurisdiction is allowed to get a partial reduction (50%) of match if it meets one of two statutory distress criteria, indicating "fiscal distress," or else a full reduction (100%) of match if it meets both criteria, indicating "severe fiscal distress." The two criteria are poverty rate (must be equal to or greater than 125% of the average national family poverty rate to qualify for a reduction) and per capita income (must be less than 75% of the national average per capita income to qualify for a reduction). In addition, a jurisdiction can get a full reduction if it is declared a disaster area under the Robert T. Stafford Disaster Relief and Emergency Act.

5. **Excess match carried over to next Federal fiscal year:** The total match available for the current Federal fiscal year (Part II, line 3) minus the match liability for the current Federal fiscal year (Part II, line 4). Excess match may be carried over and applied to future HOME project match liability.

### Instructions for Part III:

1. **Project No. or Other ID:** "Project number" is assigned by the C/MI System when the PJ makes a project setup call. These projects involve at least some Treasury funds. If the HOME project does not involve Treasury funds, it must be identified with "other ID" as follows; the fiscal year (last two digits only), followed by a number (starting from "01" for the first non-Treasury-funded project of the fiscal year), and then at least one of the following abbreviations: "SF" for project using shortfall funds, "PI" for projects using program income, and "NON" for non-HOME-assisted affordable housing. Example: 93.01.SF, 93.02.PI, 93.03.NON, etc.

Shortfall funds are non-HOME funds used to make up the difference between the participation threshold and the amount of HOME funds allocated to the PJ; the participation threshold requirement applies only in the PJ's first year of eligibility. [§92.102]

Program income (also called "repayment income") is any return on the investment of HOME funds. This income must be deposited in the jurisdiction's HOME account to be used for HOME projects. [§92.503(b)]

- Non-HOME-assisted affordable housing is investment in housing not assisted by HOME funds that would qualify as "affordable housing" under the HOME Program definitions. "NON" funds must be contributed to a specific project; it is not sufficient to make a contribution to an entity engaged in developing affordable housing. [§92.219(b)]
2. **Date of Contribution:** Enter the date of contribution. Multiple entries may be made on a single line as long as the contributions were made during the current fiscal year. In such cases, if the contributions were made at different dates during the year, enter the date of the last contribution.
  3. **Cash:** Cash contributions from non-Federal resources. This means the funds are contributed permanently to the HOME Program regardless of the form of investment the jurisdiction provides to a project. Therefore all repayment, interest, or other return on investment of the contribution must be deposited in the PJ's HOME account to be used for HOME projects. The PJ, non-Federal public entities (State/local governments), private entities, and individuals can make contributions. The grant equivalent of a below-market interest rate loan to the project is eligible when the loan is not repayable to the PJ's HOME account. [§92.220(a)(1)] In addition, a cash contribution can count as match if it is used for eligible costs defined under §92.206 (except administrative costs and CHDO operating expenses) or under §92.209, or for the following non-eligible costs: the value of non-Federal funds used to remove and relocate ECHO units to accommodate eligible tenants, a project reserve account for relocations, a project reserve account for unanticipated increases in operating costs, operating subsidies, or costs relating to the portion of a mixed-income or mixed-use project not related to the affordable housing units. [§92.219(c)]
  4. **Foregone Taxes, Fees, Charges:** Taxes, fees, and charges that are normally and customarily charged but have been waived, foregone, or deferred in a manner that achieves affordability of the HOME-assisted housing. This includes State tax credits for low-income housing development. The amount of real estate taxes may be based on the post-improvement property value. For those taxes, fees, or charges given for future years, the value is the present discounted cash value. [§92.220(a)(2)]
  5. **Appraised Land/Real Property:** The appraised value, before the HOME assistance is provided and minus any debt burden, lien, or other encumbrance, of land or other real property, not acquired with Federal resources. The appraisal must be made by an independent, certified appraiser. [§92.220(a)(3)]
  6. **Required Infrastructure:** The cost of investment, not made with Federal resources, in on-site and off-site infrastructure directly required for HOME-assisted affordable housing. The infrastructure must have been completed no earlier than 12 months before HOME funds were committed. [§92.220(a)(4)]
  7. **Site preparation, Construction materials, Donated labor:** The reasonable value of any site-preparation and construction materials, not acquired with Federal resources, and any donated or voluntary labor (see §92.354(b)) in connection with the site-preparation for, or construction or rehabilitation of, affordable housing. The value of site-preparation and construction materials is determined in accordance with the PJ's cost estimate procedures. The value of donated or voluntary labor is determined by a single rate ("labor rate") to be published annually in the Notice Of Funding Availability (NOFA) for the HOME Program. [§92.220(6)]
  8. **Bond Financing:** Multifamily and single-family project bond financing must be validly issued by a State or local government (or an agency, instrumentality, or political subdivision thereof). 50% of a loan from bond proceeds made to a multifamily affordable housing project owner can count as match. 25% of a loan from bond proceeds made to a single-family affordable housing project owner can count as match. Loans from all bond proceeds, including excess bond match from prior years, may not exceed 25% of a PJ's total annual match contribution. [§92.220(a)(5)] The amount in excess of the 25% cap for bonds may carry over, and the excess will count as part of the statutory limit of up to 25% per year. Requirements regarding bond financing as an eligible source of match will be available upon publication of the implementing regulation early in FY 1994.
  9. **Total Match:** Total of items 3 through 8. This is the total match contribution for each project identified in item 1.
- Ineligible forms of match include:**
1. Contributions made with or derived from Federal resources e.g. CDBG funds [§92.220(b)(1)]
  2. Interest rate subsidy attributable to the Federal tax-exemption on financing or the value attributable to Federal tax credits [§92.220(b)(2)]
  3. Contributions from builders, contractors or investors, including owner equity, involved with HOME-assisted projects. [§92.220(b)(3)]
  4. Sweat equity [§92.220(b)(4)]
  5. Contributions from applicants/recipients of HOME assistance [§92.220(b)(5)]
  6. Fees/charges that are associated with the HOME Program only, rather than normally and customarily charged on all transactions or projects [§92.220(a)(2)]
  7. Administrative costs

**EXHIBIT XI**

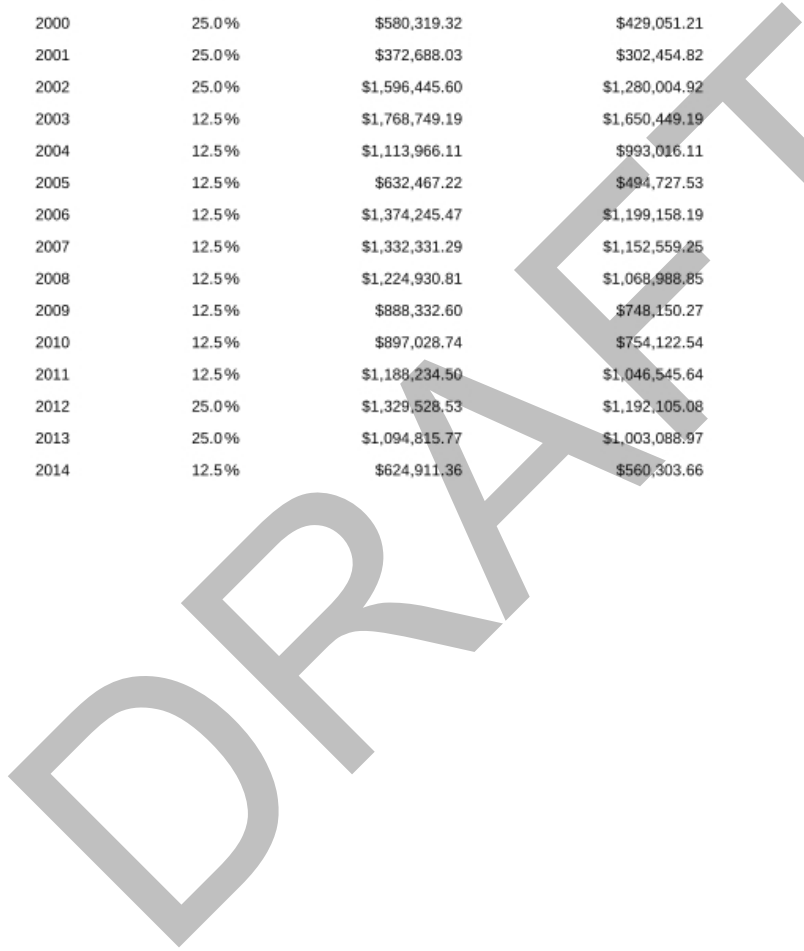
HOME Matching Liability Report for Program Year 202 - PR 33

DRAFT

U.S. Department of Housing and Urban Development  
 Office of Community Planning and Development  
 Integrated Disbursement and Information System  
 Home Matching Liability Report

OXNARD, CA

Fiscal Year	Match Percent	Total Disbursements	Disbursements Requiring Match	Match Liability Amount
1998	0.0%	\$331,256.90	\$331,256.90	\$0.00
1999	0.0%	\$601,676.60	\$601,676.60	\$0.00
2000	25.0%	\$580,319.32	\$429,051.21	\$107,262.80
2001	25.0%	\$372,688.03	\$302,454.82	\$75,613.70
2002	25.0%	\$1,596,445.60	\$1,280,004.92	\$320,001.23
2003	12.5%	\$1,768,749.19	\$1,650,449.19	\$206,306.14
2004	12.5%	\$1,113,966.11	\$993,016.11	\$124,127.01
2005	12.5%	\$632,467.22	\$494,727.53	\$61,840.94
2006	12.5%	\$1,374,245.47	\$1,199,158.19	\$149,894.77
2007	12.5%	\$1,332,331.29	\$1,152,559.25	\$144,069.90
2008	12.5%	\$1,224,930.81	\$1,068,988.85	\$133,623.60
2009	12.5%	\$888,332.60	\$748,150.27	\$93,518.78
2010	12.5%	\$897,028.74	\$754,122.54	\$94,265.31
2011	12.5%	\$1,188,234.50	\$1,046,545.64	\$130,818.20
2012	25.0%	\$1,329,528.53	\$1,192,105.08	\$298,026.27
2013	25.0%	\$1,094,815.77	\$1,003,088.97	\$250,772.24
2014	12.5%	\$624,911.36	\$560,303.66	\$70,037.95



U.S. Department of Housing and Urban Development  
Office of Community Planning and Development  
Integrated Disbursement and Information System  
Home Matching Liability Report

2015	12.5%	\$394,089.88	\$338,387.90	\$42,298.48
2016	12.5%	\$71,591.92	\$7,326.30	\$915.78
2017	12.5%	\$586,966.39	\$527,383.19	\$65,922.89
2018	12.5%	\$1,083,838.63	\$1,083,838.63	\$135,479.82
2019	12.5%	\$403,176.13	\$270,848.93	\$33,856.11
2020	12.5%	\$72,752.70	\$100.00	\$12.50
2021	12.5%	\$151,490.36	\$112,141.39	\$14,017.67
2022	12.5%	\$67,970.41	\$0.00	\$0.00
2023	12.5%	\$2,394,869.81	\$2,388,894.17	\$298,611.77

DRAFT

**EXHIBIT XII**

Status of HOME Activities for Program Year 202 - PR 22

DRAFT





IDIS - PR22

Note:  
WAED - Written Agreement Execution Date  
IFD - Initial Funding Date

No data returned for this view. This might be because the applied filter excludes all data.

DRAFT

**EXHIBIT XIII**

Summary of Accomplishments for HOME Program Year 202 -PR 23

DRAFT



DRAFT

**EXHIBIT XIV**

Status of HOME Grants Program Year 202 - PR 27

DRAFT



U.S. Department of Housing and Urban Development  
 Office of Community Planning and Development  
 Integrated Disbursement and Information System  
**Status of HOME Grants**  
**OXNARD**

DATE: 09-26-24  
 TIME: 15:35  
 PAGE: 1

IDIS - PR27

Commitments from Authorized Funds

Fiscal Year	Total Authorization	Admin/CHDO OP Authorization	CR/CL/CC - Amount Committed to CHDOS	% CHDO Cmtd	SU Funds-Subgrants to Other Entities	EN Funds-PJ Committed to Activities	Total Authorized Commitments	% of Auth Cmtd
1992	\$819,000.00	\$48,900.00	\$210,558.00	25.7%	\$0.00	\$559,542.00	\$819,000.00	100.0%
1993	\$543,000.00	\$5,400.00	\$81,450.00	15.0%	\$0.00	\$456,150.00	\$543,000.00	100.0%
1994	\$675,000.00	\$67,500.00	\$101,250.00	15.0%	\$0.00	\$506,250.00	\$675,000.00	100.0%
1995	\$734,000.00	\$73,400.00	\$291,133.87	39.6%	\$0.00	\$369,466.13	\$734,000.00	100.0%
1996	\$789,000.00	\$78,900.00	\$118,350.00	15.0%	\$0.00	\$591,750.00	\$789,000.00	100.0%
1997	\$769,000.00	\$0.00	\$115,350.00	15.0%	\$0.00	\$653,650.00	\$769,000.00	100.0%
1998	\$816,000.00	\$122,400.00	\$122,400.00	15.0%	\$0.00	\$571,200.00	\$816,000.00	100.0%
1999	\$876,000.00	\$87,600.00	\$131,400.00	15.0%	\$0.00	\$657,000.00	\$876,000.00	100.0%
2000	\$877,000.00	\$107,700.00	\$131,550.00	15.0%	\$0.00	\$637,750.00	\$877,000.00	100.0%
2001	\$974,000.00	\$223,000.00	\$150,000.00	15.4%	\$0.00	\$601,000.00	\$974,000.00	100.0%
2002	\$973,000.00	\$112,300.00	\$150,000.00	15.4%	\$0.00	\$710,700.00	\$973,000.00	100.0%
2003	\$1,209,508.00	\$120,950.80	\$182,000.00	15.0%	\$0.00	\$906,557.20	\$1,209,508.00	100.0%
2004	\$1,300,568.00	\$164,793.80	\$180,500.70	13.8%	\$0.00	\$955,273.50	\$1,300,568.00	100.0%
2005	\$1,174,219.00	\$146,945.80	\$171,631.20	14.6%	\$0.00	\$855,642.00	\$1,174,219.00	100.0%
2006	\$1,090,941.00	\$157,596.60	\$161,395.00	14.7%	\$0.00	\$771,949.40	\$1,090,941.00	100.0%
2007	\$1,083,427.00	\$160,265.20	\$160,270.00	14.7%	\$0.00	\$762,891.80	\$1,083,427.00	100.0%
2008	\$1,039,262.00	\$153,321.10	\$155,000.00	14.9%	\$0.00	\$730,940.90	\$1,039,262.00	100.0%
2009	\$1,155,701.00	\$165,570.10	\$175,000.00	15.1%	\$0.00	\$815,130.90	\$1,155,701.00	100.0%
2010	\$1,147,134.00	\$114,713.40	\$172,070.10	15.0%	\$0.00	\$860,350.50	\$1,147,134.00	100.0%
2011	\$1,012,662.00	\$135,735.01	\$151,900.00	15.0%	\$0.00	\$725,026.99	\$1,012,662.00	100.0%
2012	\$667,268.00	\$66,726.80	\$100,090.20	15.0%	\$0.00	\$500,451.00	\$667,268.00	100.0%
2013	\$646,077.00	\$64,607.70	\$96,911.55	15.0%	\$0.00	\$484,557.75	\$646,077.00	100.0%
2014	\$638,502.00	\$63,850.20	\$384,900.00	60.2%	\$0.00	\$189,751.80	\$638,502.00	100.0%
2015	\$500,996.00	\$56,117.40	\$255,057.00	50.9%	\$0.00	\$189,821.60	\$500,996.00	100.0%
2016	\$595,832.00	\$59,583.20	\$216,249.00	36.2%	\$0.00	\$319,999.80	\$595,832.00	100.0%
2017	\$532,053.00	\$53,205.30	\$100.00	0.0%	\$0.00	\$478,747.70	\$532,053.00	100.0%
2018	\$791,219.00	\$79,121.90	\$0.00	0.0%	\$0.00	\$712,097.10	\$791,219.00	100.0%
2019	\$726,527.00	\$72,652.70	\$0.00	0.0%	\$0.00	\$653,874.30	\$726,527.00	100.0%
2020	\$775,947.00	\$66,229.34	\$0.00	0.0%	\$0.00	\$709,717.66	\$775,947.00	100.0%
2021	\$764,831.00	\$48,521.35	\$0.00	0.0%	\$0.00	\$714,456.14	\$762,977.49	99.7%
2022	\$855,503.00	\$85,550.30	\$0.00	0.0%	\$0.00	\$0.00	\$85,550.30	10.0%
2023	\$768,867.00	\$76,886.70	\$0.00	0.0%	\$0.00	\$0.00	\$76,886.70	9.9%

DRAFT



U.S. Department of Housing and Urban Development  
Office of Community Planning and Development  
Integrated Disbursement and Information System  
**Status of HOME Grants**  
OXNARD

DATE: 09-26-24  
TIME: 15:35  
PAGE: 2

**IDIS - PR27**

Fiscal Year	Total Authorization	Admin/CHDO OP Authorization	CR/CL/CC - Amount Committed to CHDOS	% CHDO Cmtd	SU Funds-Subgrants to Other Entities	EN Funds-PJ Committed to Activities	Total Authorized Commitments	% of Auth Cmtd
Total	\$27,322,044.00	\$3,040,044.70	\$4,166,516.62	15.2%	\$0.00	\$18,651,696.17	\$25,858,257.49	94.6%

DRAFT




U.S. Department of Housing and Urban Development  
 Office of Community Planning and Development  
 Integrated Disbursement and Information System  
**Status of HOME Grants**  
**OXNARD**

DATE: 09-26-24  
 TIME: 15:35  
 PAGE: 3

IDIS - PR27

**Program Income (PI)**

Program Year	Total Receipts	Amount Suballocated to PA	Amount Committed to Activities	% Committed	Net Disbursed	Disbursed Pending Approval	Total Disbursed	% Disbursed
1992	\$0.00	N/A	\$0.00	0.0%	\$0.00	\$0.00	\$0.00	0.0%
1993	\$0.00	N/A	\$0.00	0.0%	\$0.00	\$0.00	\$0.00	0.0%
1994	\$0.00	N/A	\$0.00	0.0%	\$0.00	\$0.00	\$0.00	0.0%
1995	\$0.00	N/A	\$0.00	0.0%	\$0.00	\$0.00	\$0.00	0.0%
1996	\$0.00	N/A	\$0.00	0.0%	\$0.00	\$0.00	\$0.00	0.0%
1997	\$0.00	N/A	\$0.00	0.0%	\$0.00	\$0.00	\$0.00	0.0%
1998	\$70,000.00	N/A	\$70,000.00	100.0%	\$70,000.00	\$0.00	\$70,000.00	100.0%
1999	\$101,452.00	N/A	\$101,452.00	100.0%	\$101,452.00	\$0.00	\$101,452.00	100.0%
2000	\$80,000.00	N/A	\$80,000.00	100.0%	\$80,000.00	\$0.00	\$80,000.00	100.0%
2001	\$79,728.48	N/A	\$79,728.48	100.0%	\$79,728.48	\$0.00	\$79,728.48	100.0%
2002	\$432,877.00	N/A	\$432,877.00	100.0%	\$432,877.00	\$0.00	\$432,877.00	100.0%
2003	\$113,000.00	N/A	\$113,000.00	100.0%	\$113,000.00	\$0.00	\$113,000.00	100.0%
2004	\$117,700.00	N/A	\$117,700.00	100.0%	\$117,700.00	\$0.00	\$117,700.00	100.0%
2005	\$0.00	N/A	\$0.00	0.0%	\$0.00	\$0.00	\$0.00	0.0%
2006	\$523,100.00	N/A	\$523,100.00	100.0%	\$523,100.00	\$0.00	\$523,100.00	100.0%
2007	\$260,000.00	N/A	\$260,000.00	100.0%	\$260,000.00	\$0.00	\$260,000.00	100.0%
2008	\$326,658.99	N/A	\$326,658.99	100.0%	\$326,658.99	\$0.00	\$326,658.99	100.0%
2009	\$67,298.00	N/A	\$67,298.00	100.0%	\$67,298.00	\$0.00	\$67,298.00	100.0%
2010	\$201,495.52	N/A	\$201,495.52	100.0%	\$201,495.52	\$0.00	\$201,495.52	100.0%
2011	\$94,688.07	N/A	\$94,688.07	100.0%	\$94,688.07	\$0.00	\$94,688.07	100.0%
2012	\$115,072.75	\$11,507.28	\$103,565.47	100.0%	\$103,565.47	\$0.00	\$103,565.47	100.0%
2013	\$146,510.47	\$14,651.05	\$131,859.42	100.0%	\$131,859.42	\$0.00	\$131,859.42	100.0%
2014	\$234,950.43	\$23,495.04	\$211,455.39	100.0%	\$211,455.39	\$0.00	\$211,455.39	100.0%
2015	\$226,045.04	\$22,604.50	\$203,440.54	100.0%	\$203,440.54	\$0.00	\$203,440.54	100.0%
2016	\$26,046.59	\$0.00	\$26,046.59	100.0%	\$26,046.59	\$0.00	\$26,046.59	100.0%
2017	\$308,796.87	\$30,879.69	\$277,917.18	100.0%	\$277,917.18	\$0.00	\$277,917.18	100.0%
2018	\$183,748.23	\$18,374.82	\$165,373.41	100.0%	\$165,373.41	\$0.00	\$165,373.41	100.0%
2019	\$53,449.96	\$4,204.82	\$49,245.14	100.0%	\$49,245.14	\$0.00	\$49,245.14	100.0%
2020	\$216,266.69	\$21,626.67	\$194,640.02	99.9%	\$194,640.02	\$0.00	\$194,640.02	99.9%
2021	\$72,228.06	\$0.00	\$72,228.06	100.0%	\$72,228.06	\$0.00	\$72,228.06	100.0%
2022	\$293,328.33	\$29,332.83	\$156,935.76	59.4%	\$156,935.76	\$0.00	\$156,935.76	59.4%
2023	\$39,595.82	\$2,980.20	\$0.00	0.0%	\$0.00	\$0.00	\$0.00	0.0%
2024	\$30,675.97	\$0.00	\$0.00	0.0%	\$0.00	\$0.00	\$0.00	0.0%





U.S. Department of Housing and Urban Development  
Office of Community Planning and Development  
Integrated Disbursement and Information System  
**Status of HOME Grants**  
OXNARD

DATE: 09-26-24  
TIME: 15:35  
PAGE: 4

**IDIS - PR27**

Program Year	Total Receipts	Amount Suballocated to PA	Amount Committed to Activities	% Committed	Net Disbursed	Disbursed Pending Approval	Total Disbursed	% Disbursed
Total	\$4,414,713.27	\$179,656.90	\$4,060,705.04	95.8%	\$4,060,705.04	\$0.00	\$4,060,705.04	95.8%

DRAFT





IDIS - PR27

**Program Income for Administration (PA)**

Program Year	Authorized Amount	Amount Committed to Activities	% Committed	Net Disbursed	Disbursed Pending Approval	Total Disbursed	% Disbursed
2012	\$11,507.28	\$11,507.28	100.0%	\$11,507.28	\$0.00	\$11,507.28	100.0%
2013	\$14,651.05	\$14,651.05	100.0%	\$14,651.05	\$0.00	\$14,651.05	100.0%
2014	\$23,495.04	\$23,495.04	100.0%	\$23,495.04	\$0.00	\$23,495.04	100.0%
2015	\$22,604.50	\$22,604.50	100.0%	\$22,604.50	\$0.00	\$22,604.50	100.0%
2016	\$0.00	\$0.00	0.0%	\$0.00	\$0.00	\$0.00	0.0%
2017	\$30,879.69	\$30,879.69	100.0%	\$30,879.69	\$0.00	\$30,879.69	100.0%
2018	\$18,374.82	\$18,374.82	100.0%	\$18,374.82	\$0.00	\$18,374.82	100.0%
2019	\$4,204.82	\$4,204.82	100.0%	\$4,204.82	\$0.00	\$4,204.82	100.0%
2020	\$21,626.67	\$21,626.67	100.0%	\$21,626.67	\$0.00	\$21,626.67	100.0%
2021	\$0.00	\$0.00	0.0%	\$0.00	\$0.00	\$0.00	0.0%
2022	\$29,332.83	\$25,946.01	88.4%	\$24,574.93	\$0.00	\$24,574.93	83.7%
2023	\$2,980.20	\$0.00	0.0%	\$0.00	\$0.00	\$0.00	0.0%
2024	\$0.00	\$0.00	0.0%	\$0.00	\$0.00	\$0.00	0.0%
<b>Total</b>	<b>\$179,656.90</b>	<b>\$173,289.88</b>	<b>96.4%</b>	<b>\$171,918.80</b>	<b>\$0.00</b>	<b>\$171,918.80</b>	<b>95.6%</b>

DRAFT



IDIS - PR27

Recaptured Homebuyer Funds (HP)

Program Year	Total Receipts	Amount Committed to Activities	% Committed	Net Disbursed	Disbursed Pending Approval	Total Disbursed	% Disbursed
2015	\$0.00	\$0.00	0.0%	\$0.00	\$0.00	\$0.00	0.0%
2016	\$0.00	\$0.00	0.0%	\$0.00	\$0.00	\$0.00	0.0%
2017	\$0.00	\$0.00	0.0%	\$0.00	\$0.00	\$0.00	0.0%
2018	\$0.00	\$0.00	0.0%	\$0.00	\$0.00	\$0.00	0.0%
2019	\$0.00	\$0.00	0.0%	\$0.00	\$0.00	\$0.00	0.0%
2020	\$0.00	\$0.00	0.0%	\$0.00	\$0.00	\$0.00	0.0%
2021	\$0.00	\$0.00	0.0%	\$0.00	\$0.00	\$0.00	0.0%
2022	\$0.00	\$0.00	0.0%	\$0.00	\$0.00	\$0.00	0.0%
2023	\$0.00	\$0.00	0.0%	\$0.00	\$0.00	\$0.00	0.0%
2024	\$0.00	\$0.00	0.0%	\$0.00	\$0.00	\$0.00	0.0%
<b>Total</b>	<b>\$0.00</b>	<b>\$0.00</b>	<b>0.0%</b>	<b>\$0.00</b>	<b>\$0.00</b>	<b>\$0.00</b>	<b>0.0%</b>

DRAFT



IDIS - PR27

Repayments to Local Account (IU)

Program Year	Total Receipts	Amount Committed to Activities	% Committed	Net Disbursed	Disbursed Pending Approval	Total Disbursed	% Disbursed
2015	\$0.00	\$0.00	0.0%	\$0.00	\$0.00	\$0.00	0.0%
2016	\$0.00	\$0.00	0.0%	\$0.00	\$0.00	\$0.00	0.0%
2017	\$0.00	\$0.00	0.0%	\$0.00	\$0.00	\$0.00	0.0%
2018	\$0.00	\$0.00	0.0%	\$0.00	\$0.00	\$0.00	0.0%
2019	\$0.00	\$0.00	0.0%	\$0.00	\$0.00	\$0.00	0.0%
2020	\$0.00	\$0.00	0.0%	\$0.00	\$0.00	\$0.00	0.0%
2021	\$0.00	\$0.00	0.0%	\$0.00	\$0.00	\$0.00	0.0%
2022	\$0.00	\$0.00	0.0%	\$0.00	\$0.00	\$0.00	0.0%
2023	\$0.00	\$0.00	0.0%	\$0.00	\$0.00	\$0.00	0.0%
2024	\$0.00	\$0.00	0.0%	\$0.00	\$0.00	\$0.00	0.0%
<b>Total</b>	<b>\$0.00</b>	<b>\$0.00</b>	<b>0.0%</b>	<b>\$0.00</b>	<b>\$0.00</b>	<b>\$0.00</b>	<b>0.0%</b>

DRAFT




U.S. Department of Housing and Urban Development  
 Office of Community Planning and Development  
 Integrated Disbursement and Information System  
**Status of HOME Grants**  
**OXNARD**

DATE: 09-26-24  
 TIME: 15:35  
 PAGE: 8

IDIS - PR27

Disbursements from Treasury Account

Fiscal Year	Total Authorization	Disbursed	Returned	Net Disbursed	Disbursed Pending Approval	Total Disbursed	% Disb	Available to Disburse
1992	\$819,000.00	\$819,000.00	\$0.00	\$819,000.00	\$0.00	\$819,000.00	100.0%	\$0.00
1993	\$543,000.00	\$543,000.00	\$0.00	\$543,000.00	\$0.00	\$543,000.00	100.0%	\$0.00
1994	\$675,000.00	\$675,000.00	\$0.00	\$675,000.00	\$0.00	\$675,000.00	100.0%	\$0.00
1995	\$734,000.00	\$734,000.00	\$0.00	\$734,000.00	\$0.00	\$734,000.00	100.0%	\$0.00
1996	\$789,000.00	\$789,000.00	\$0.00	\$789,000.00	\$0.00	\$789,000.00	100.0%	\$0.00
1997	\$769,000.00	\$769,000.00	\$0.00	\$769,000.00	\$0.00	\$769,000.00	100.0%	\$0.00
1998	\$816,000.00	\$816,000.00	\$0.00	\$816,000.00	\$0.00	\$816,000.00	100.0%	\$0.00
1999	\$876,000.00	\$876,000.00	\$0.00	\$876,000.00	\$0.00	\$876,000.00	100.0%	\$0.00
2000	\$877,000.00	\$877,000.00	\$0.00	\$877,000.00	\$0.00	\$877,000.00	100.0%	\$0.00
2001	\$974,000.00	\$974,000.00	\$0.00	\$974,000.00	\$0.00	\$974,000.00	100.0%	\$0.00
2002	\$973,000.00	\$973,000.00	\$0.00	\$973,000.00	\$0.00	\$973,000.00	100.0%	\$0.00
2003	\$1,209,508.00	\$1,209,508.00	\$0.00	\$1,209,508.00	\$0.00	\$1,209,508.00	100.0%	\$0.00
2004	\$1,300,568.00	\$1,300,568.00	\$0.00	\$1,300,568.00	\$0.00	\$1,300,568.00	100.0%	\$0.00
2005	\$1,174,219.00	\$1,174,219.00	\$0.00	\$1,174,219.00	\$0.00	\$1,174,219.00	100.0%	\$0.00
2006	\$1,090,941.00	\$1,090,941.00	\$0.00	\$1,090,941.00	\$0.00	\$1,090,941.00	100.0%	\$0.00
2007	\$1,083,427.00	\$1,083,427.00	\$0.00	\$1,083,427.00	\$0.00	\$1,083,427.00	100.0%	\$0.00
2008	\$1,039,262.00	\$1,039,262.00	\$0.00	\$1,039,262.00	\$0.00	\$1,039,262.00	100.0%	\$0.00
2009	\$1,155,701.00	\$1,155,701.00	\$0.00	\$1,155,701.00	\$0.00	\$1,155,701.00	100.0%	\$0.00
2010	\$1,147,134.00	\$1,147,134.00	\$0.00	\$1,147,134.00	\$0.00	\$1,147,134.00	100.0%	\$0.00
2011	\$1,012,662.00	\$1,012,662.00	\$0.00	\$1,012,662.00	\$0.00	\$1,012,662.00	100.0%	\$0.00
2012	\$667,268.00	\$667,268.00	\$0.00	\$667,268.00	\$0.00	\$667,268.00	100.0%	\$0.00
2013	\$646,077.00	\$646,077.00	\$0.00	\$646,077.00	\$0.00	\$646,077.00	100.0%	\$0.00
2014	\$638,502.00	\$638,502.00	\$0.00	\$638,502.00	\$0.00	\$638,502.00	100.0%	\$0.00
2015	\$500,996.00	\$500,996.00	\$0.00	\$500,996.00	\$0.00	\$500,996.00	100.0%	\$0.00
2016	\$595,832.00	\$595,832.00	\$0.00	\$595,832.00	\$0.00	\$595,832.00	100.0%	\$0.00
2017	\$532,053.00	\$532,053.00	\$0.00	\$532,053.00	\$0.00	\$532,053.00	100.0%	\$0.00
2018	\$791,219.00	\$791,219.00	\$0.00	\$791,219.00	\$0.00	\$791,219.00	100.0%	\$0.00
2019	\$726,527.00	\$726,527.00	\$0.00	\$726,527.00	\$0.00	\$726,527.00	100.0%	\$0.00
2020	\$775,947.00	\$774,491.33	\$0.00	\$774,491.33	\$0.00	\$774,491.33	99.8%	\$1,455.67
2021	\$764,831.00	\$762,977.49	\$0.00	\$762,977.49	\$0.00	\$762,977.49	99.7%	\$1,853.51
2022	\$855,503.00	\$1,475.41	\$0.00	\$1,475.41	\$0.00	\$1,475.41	0.1%	\$854,027.59
2023	\$768,867.00	\$0.00	\$0.00	\$0.00	\$0.00	\$0.00	0.0%	\$768,867.00
<b>Total</b>	<b>\$27,322,044.00</b>	<b>\$25,695,840.23</b>	<b>\$0.00</b>	<b>\$25,695,840.23</b>	<b>\$0.00</b>	<b>\$25,695,840.23</b>	<b>94.0%</b>	<b>\$1,626,203.77</b>





U.S. Department of Housing and Urban Development  
 Office of Community Planning and Development  
 Integrated Disbursement and Information System  
**Status of HOME Grants**  
**OXNARD**

DATE: 09-26-24  
 TIME: 15:35  
 PAGE: 9

IDIS - PR27

Home Activities Commitments/Disbursements from Treasury Account

Fiscal Year	Authorized for Activities	Amount Committed to Activities	% Cmtd	Disbursed	Returned	Net Disbursed	% Net Disb	Disbursed Pending Approval	Total Disbursed	% Disb
1992	\$770,100.00	\$770,100.00	100.0%	\$770,100.00	\$0.00	\$770,100.00	100.0%	\$0.00	\$770,100.00	100.0%
1993	\$537,600.00	\$537,600.00	100.0%	\$537,600.00	\$0.00	\$537,600.00	100.0%	\$0.00	\$537,600.00	100.0%
1994	\$607,500.00	\$607,500.00	100.0%	\$607,500.00	\$0.00	\$607,500.00	100.0%	\$0.00	\$607,500.00	100.0%
1995	\$660,600.00	\$660,600.00	100.0%	\$660,600.00	\$0.00	\$660,600.00	100.0%	\$0.00	\$660,600.00	100.0%
1996	\$710,100.00	\$710,100.00	100.0%	\$710,100.00	\$0.00	\$710,100.00	100.0%	\$0.00	\$710,100.00	100.0%
1997	\$769,000.00	\$769,000.00	100.0%	\$769,000.00	\$0.00	\$769,000.00	100.0%	\$0.00	\$769,000.00	100.0%
1998	\$693,600.00	\$693,600.00	100.0%	\$693,600.00	\$0.00	\$693,600.00	100.0%	\$0.00	\$693,600.00	100.0%
1999	\$788,400.00	\$788,400.00	100.0%	\$788,400.00	\$0.00	\$788,400.00	100.0%	\$0.00	\$788,400.00	100.0%
2000	\$769,300.00	\$769,300.00	100.0%	\$769,300.00	\$0.00	\$769,300.00	100.0%	\$0.00	\$769,300.00	100.0%
2001	\$751,000.00	\$751,000.00	100.0%	\$751,000.00	\$0.00	\$751,000.00	100.0%	\$0.00	\$751,000.00	100.0%
2002	\$860,700.00	\$860,700.00	100.0%	\$860,700.00	\$0.00	\$860,700.00	100.0%	\$0.00	\$860,700.00	100.0%
2003	\$1,088,557.20	\$1,088,557.20	100.0%	\$1,088,557.20	\$0.00	\$1,088,557.20	100.0%	\$0.00	\$1,088,557.20	100.0%
2004	\$1,135,774.20	\$1,135,774.20	100.0%	\$1,135,774.20	\$0.00	\$1,135,774.20	100.0%	\$0.00	\$1,135,774.20	100.0%
2005	\$1,027,273.20	\$1,027,273.20	100.0%	\$1,027,273.20	\$0.00	\$1,027,273.20	100.0%	\$0.00	\$1,027,273.20	100.0%
2006	\$933,344.40	\$933,344.40	100.0%	\$933,344.40	\$0.00	\$933,344.40	100.0%	\$0.00	\$933,344.40	100.0%
2007	\$923,161.80	\$923,161.80	100.0%	\$923,161.80	\$0.00	\$923,161.80	100.0%	\$0.00	\$923,161.80	100.0%
2008	\$885,940.90	\$885,940.90	100.0%	\$885,940.90	\$0.00	\$885,940.90	100.0%	\$0.00	\$885,940.90	100.0%
2009	\$990,130.90	\$990,130.90	100.0%	\$990,130.90	\$0.00	\$990,130.90	100.0%	\$0.00	\$990,130.90	100.0%
2010	\$1,032,420.60	\$1,032,420.60	100.0%	\$1,032,420.60	\$0.00	\$1,032,420.60	100.0%	\$0.00	\$1,032,420.60	100.0%
2011	\$876,926.99	\$876,926.99	100.0%	\$876,926.99	\$0.00	\$876,926.99	100.0%	\$0.00	\$876,926.99	100.0%
2012	\$600,541.20	\$600,541.20	100.0%	\$600,541.20	\$0.00	\$600,541.20	100.0%	\$0.00	\$600,541.20	100.0%
2013	\$581,469.30	\$581,469.30	100.0%	\$581,469.30	\$0.00	\$581,469.30	100.0%	\$0.00	\$581,469.30	100.0%
2014	\$574,651.80	\$574,651.80	100.0%	\$574,651.80	\$0.00	\$574,651.80	100.0%	\$0.00	\$574,651.80	100.0%
2015	\$444,878.60	\$444,878.60	100.0%	\$444,878.60	\$0.00	\$444,878.60	100.0%	\$0.00	\$444,878.60	100.0%
2016	\$536,248.80	\$536,248.80	100.0%	\$536,248.80	\$0.00	\$536,248.80	100.0%	\$0.00	\$536,248.80	100.0%
2017	\$478,847.70	\$478,847.70	100.0%	\$478,847.70	\$0.00	\$478,847.70	100.0%	\$0.00	\$478,847.70	100.0%
2018	\$712,097.10	\$712,097.10	100.0%	\$712,097.10	\$0.00	\$712,097.10	100.0%	\$0.00	\$712,097.10	100.0%
2019	\$653,874.30	\$653,874.30	100.0%	\$653,874.30	\$0.00	\$653,874.30	100.0%	\$0.00	\$653,874.30	100.0%
2020	\$709,717.66	\$709,717.66	100.0%	\$709,717.66	\$0.00	\$709,717.66	100.0%	\$0.00	\$709,717.66	100.0%
2021	\$716,309.65	\$714,456.14	99.7%	\$714,456.14	\$0.00	\$714,456.14	99.7%	\$0.00	\$714,456.14	99.7%
2022	\$769,952.70	\$0.00	0.0%	\$0.00	\$0.00	\$0.00	0.0%	\$0.00	\$0.00	0.0%
2023	\$691,980.30	\$0.00	0.0%	\$0.00	\$0.00	\$0.00	0.0%	\$0.00	\$0.00	0.0%





U.S. Department of Housing and Urban Development  
Office of Community Planning and Development  
Integrated Disbursement and Information System  
**Status of HOME Grants**  
OXNARD

DATE: 09-26-24  
TIME: 15:35  
PAGE: 10

**IDIS - PR27**

Fiscal Year	Authorized for Activities	Amount Committed to Activities	% Cmtd	Disbursed	Returned	Net Disbursed	% Net Disb	Disbursed Pending Approval	Total Disbursed	% Disb
Total	\$24,281,999.30	\$22,818,212.79	94.0%	\$22,818,212.79	\$0.00	\$22,818,212.79	94.0%	\$0.00	\$22,818,212.79	94.0%

DRAFT



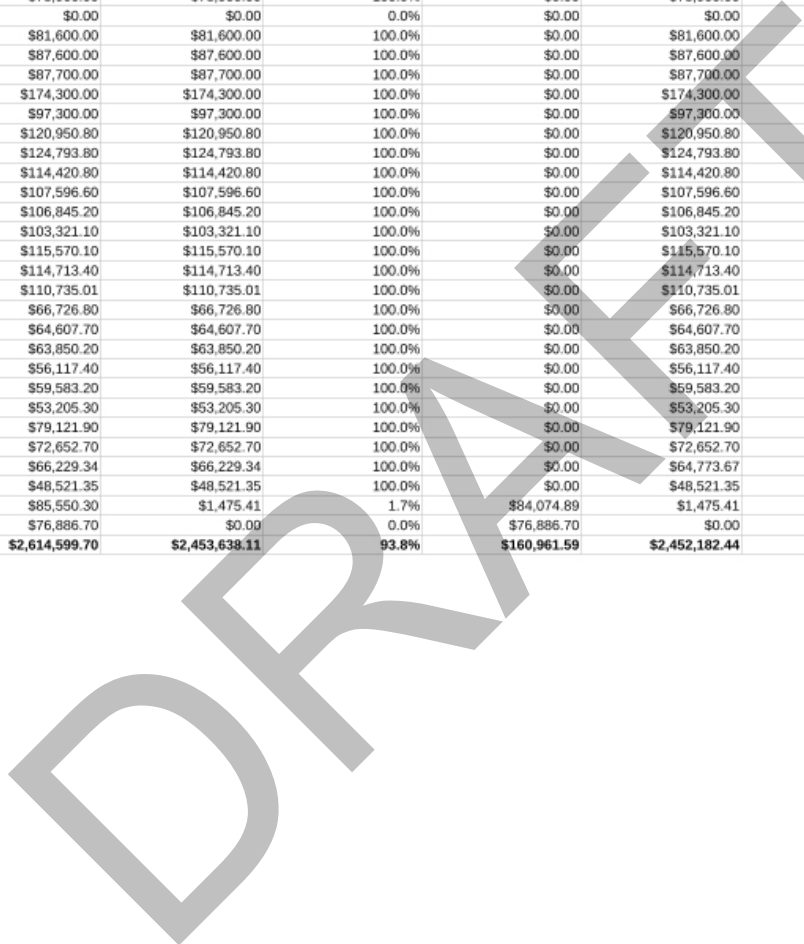
U.S. Department of Housing and Urban Development  
 Office of Community Planning and Development  
 Integrated Disbursement and Information System  
**Status of HOME Grants**  
**OXNARD**

DATE: 09-26-24  
 TIME: 15:35  
 PAGE: 11

IDIS - PR27

**Administrative Funds (AD)**

Fiscal Year	Authorized Amount	Amount Committed	% Auth Cmtd	Balance to Commit	Total Disbursed	% Auth Disb	Available to Disburse
1992	\$48,900.00	\$48,900.00	100.0%	\$0.00	\$48,900.00	100.0%	\$0.00
1993	\$5,400.00	\$5,400.00	100.0%	\$0.00	\$5,400.00	100.0%	\$0.00
1994	\$67,500.00	\$67,500.00	100.0%	\$0.00	\$67,500.00	100.0%	\$0.00
1995	\$73,400.00	\$73,400.00	100.0%	\$0.00	\$73,400.00	100.0%	\$0.00
1996	\$78,900.00	\$78,900.00	100.0%	\$0.00	\$78,900.00	100.0%	\$0.00
1997	\$0.00	\$0.00	0.0%	\$0.00	\$0.00	0.0%	\$0.00
1998	\$81,600.00	\$81,600.00	100.0%	\$0.00	\$81,600.00	100.0%	\$0.00
1999	\$87,600.00	\$87,600.00	100.0%	\$0.00	\$87,600.00	100.0%	\$0.00
2000	\$87,700.00	\$87,700.00	100.0%	\$0.00	\$87,700.00	100.0%	\$0.00
2001	\$174,300.00	\$174,300.00	100.0%	\$0.00	\$174,300.00	100.0%	\$0.00
2002	\$97,300.00	\$97,300.00	100.0%	\$0.00	\$97,300.00	100.0%	\$0.00
2003	\$120,950.80	\$120,950.80	100.0%	\$0.00	\$120,950.80	100.0%	\$0.00
2004	\$124,793.80	\$124,793.80	100.0%	\$0.00	\$124,793.80	100.0%	\$0.00
2005	\$114,420.80	\$114,420.80	100.0%	\$0.00	\$114,420.80	100.0%	\$0.00
2006	\$107,596.60	\$107,596.60	100.0%	\$0.00	\$107,596.60	100.0%	\$0.00
2007	\$106,845.20	\$106,845.20	100.0%	\$0.00	\$106,845.20	100.0%	\$0.00
2008	\$103,321.10	\$103,321.10	100.0%	\$0.00	\$103,321.10	100.0%	\$0.00
2009	\$115,570.10	\$115,570.10	100.0%	\$0.00	\$115,570.10	100.0%	\$0.00
2010	\$114,713.40	\$114,713.40	100.0%	\$0.00	\$114,713.40	100.0%	\$0.00
2011	\$110,735.01	\$110,735.01	100.0%	\$0.00	\$110,735.01	100.0%	\$0.00
2012	\$66,726.80	\$66,726.80	100.0%	\$0.00	\$66,726.80	100.0%	\$0.00
2013	\$64,607.70	\$64,607.70	100.0%	\$0.00	\$64,607.70	100.0%	\$0.00
2014	\$63,850.20	\$63,850.20	100.0%	\$0.00	\$63,850.20	100.0%	\$0.00
2015	\$56,117.40	\$56,117.40	100.0%	\$0.00	\$56,117.40	100.0%	\$0.00
2016	\$59,583.20	\$59,583.20	100.0%	\$0.00	\$59,583.20	100.0%	\$0.00
2017	\$53,205.30	\$53,205.30	100.0%	\$0.00	\$53,205.30	100.0%	\$0.00
2018	\$79,121.90	\$79,121.90	100.0%	\$0.00	\$79,121.90	100.0%	\$0.00
2019	\$72,652.70	\$72,652.70	100.0%	\$0.00	\$72,652.70	100.0%	\$0.00
2020	\$66,229.34	\$66,229.34	100.0%	\$0.00	\$64,773.67	97.8%	\$1,455.67
2021	\$48,521.35	\$48,521.35	100.0%	\$0.00	\$48,521.35	100.0%	\$0.00
2022	\$85,550.30	\$1,475.41	1.7%	\$84,074.89	\$1,475.41	1.7%	\$84,074.89
2023	\$76,886.70	\$0.00	0.0%	\$76,886.70	\$0.00	0.0%	\$76,886.70
<b>Total</b>	<b>\$2,614,599.70</b>	<b>\$2,453,638.11</b>	<b>93.8%</b>	<b>\$160,961.59</b>	<b>\$2,452,182.44</b>	<b>93.7%</b>	<b>\$162,417.26</b>





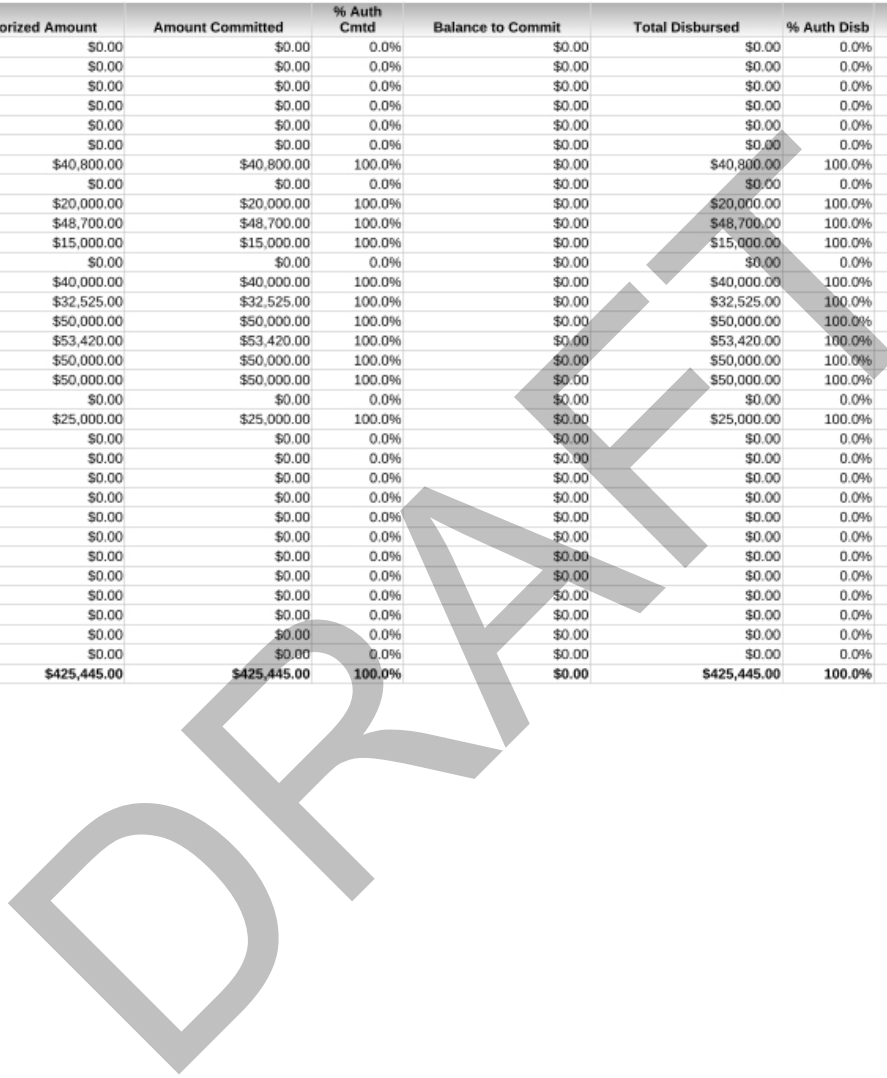
U.S. Department of Housing and Urban Development  
 Office of Community Planning and Development  
 Integrated Disbursement and Information System  
**Status of HOME Grants**  
**OXNARD**

DATE: 09-26-24  
 TIME: 15:35  
 PAGE: 12

IDIS - PR27

CHDO Operating Funds (CO)

Fiscal Year	Authorized Amount	Amount Committed	% Auth Cmtd	Balance to Commit	Total Disbursed	% Auth Disb	Available to Disburse
1992	\$0.00	\$0.00	0.0%	\$0.00	\$0.00	0.0%	\$0.00
1993	\$0.00	\$0.00	0.0%	\$0.00	\$0.00	0.0%	\$0.00
1994	\$0.00	\$0.00	0.0%	\$0.00	\$0.00	0.0%	\$0.00
1995	\$0.00	\$0.00	0.0%	\$0.00	\$0.00	0.0%	\$0.00
1996	\$0.00	\$0.00	0.0%	\$0.00	\$0.00	0.0%	\$0.00
1997	\$0.00	\$0.00	0.0%	\$0.00	\$0.00	0.0%	\$0.00
1998	\$40,800.00	\$40,800.00	100.0%	\$0.00	\$40,800.00	100.0%	\$0.00
1999	\$0.00	\$0.00	0.0%	\$0.00	\$0.00	0.0%	\$0.00
2000	\$20,000.00	\$20,000.00	100.0%	\$0.00	\$20,000.00	100.0%	\$0.00
2001	\$48,700.00	\$48,700.00	100.0%	\$0.00	\$48,700.00	100.0%	\$0.00
2002	\$15,000.00	\$15,000.00	100.0%	\$0.00	\$15,000.00	100.0%	\$0.00
2003	\$0.00	\$0.00	0.0%	\$0.00	\$0.00	0.0%	\$0.00
2004	\$40,000.00	\$40,000.00	100.0%	\$0.00	\$40,000.00	100.0%	\$0.00
2005	\$32,525.00	\$32,525.00	100.0%	\$0.00	\$32,525.00	100.0%	\$0.00
2006	\$50,000.00	\$50,000.00	100.0%	\$0.00	\$50,000.00	100.0%	\$0.00
2007	\$53,420.00	\$53,420.00	100.0%	\$0.00	\$53,420.00	100.0%	\$0.00
2008	\$50,000.00	\$50,000.00	100.0%	\$0.00	\$50,000.00	100.0%	\$0.00
2009	\$50,000.00	\$50,000.00	100.0%	\$0.00	\$50,000.00	100.0%	\$0.00
2010	\$0.00	\$0.00	0.0%	\$0.00	\$0.00	0.0%	\$0.00
2011	\$25,000.00	\$25,000.00	100.0%	\$0.00	\$25,000.00	100.0%	\$0.00
2012	\$0.00	\$0.00	0.0%	\$0.00	\$0.00	0.0%	\$0.00
2013	\$0.00	\$0.00	0.0%	\$0.00	\$0.00	0.0%	\$0.00
2014	\$0.00	\$0.00	0.0%	\$0.00	\$0.00	0.0%	\$0.00
2015	\$0.00	\$0.00	0.0%	\$0.00	\$0.00	0.0%	\$0.00
2016	\$0.00	\$0.00	0.0%	\$0.00	\$0.00	0.0%	\$0.00
2017	\$0.00	\$0.00	0.0%	\$0.00	\$0.00	0.0%	\$0.00
2018	\$0.00	\$0.00	0.0%	\$0.00	\$0.00	0.0%	\$0.00
2019	\$0.00	\$0.00	0.0%	\$0.00	\$0.00	0.0%	\$0.00
2020	\$0.00	\$0.00	0.0%	\$0.00	\$0.00	0.0%	\$0.00
2021	\$0.00	\$0.00	0.0%	\$0.00	\$0.00	0.0%	\$0.00
2022	\$0.00	\$0.00	0.0%	\$0.00	\$0.00	0.0%	\$0.00
2023	\$0.00	\$0.00	0.0%	\$0.00	\$0.00	0.0%	\$0.00
<b>Total</b>	<b>\$425,445.00</b>	<b>\$425,445.00</b>	<b>100.0%</b>	<b>\$0.00</b>	<b>\$425,445.00</b>	<b>100.0%</b>	<b>\$0.00</b>







U.S. Department of Housing and Urban Development  
 Office of Community Planning and Development  
 Integrated Disbursement and Information System  
**Status of HOME Grants**  
**OXNARD**

DATE: 09-26-24  
 TIME: 15:35  
 PAGE: 13

IDIS - PR27

CHDO Funds (CR)

Fiscal Year	CHDO Requirement	Authorized Amount	Amount Suballocated to CL/CC	Amount Subgranted to CHDOS	Balance to Subgrant	Funds Committed to Activities	% Subg Cmtd	Balance to Commit	Total Disbursed	% Subg Disb	Available to Disburse
1992	\$122,850.00	\$210,558.00	\$0.00	\$210,558.00	\$0.00	\$210,558.00	100.0%	\$0.00	\$210,558.00	100.0%	\$0.00
1993	\$81,450.00	\$81,450.00	\$0.00	\$81,450.00	\$0.00	\$81,450.00	100.0%	\$0.00	\$81,450.00	100.0%	\$0.00
1994	\$101,250.00	\$101,250.00	\$0.00	\$101,250.00	\$0.00	\$101,250.00	100.0%	\$0.00	\$101,250.00	100.0%	\$0.00
1995	\$110,100.00	\$291,133.87	\$0.00	\$291,133.87	\$0.00	\$291,133.87	100.0%	\$0.00	\$291,133.87	100.0%	\$0.00
1996	\$118,350.00	\$118,350.00	\$0.00	\$118,350.00	\$0.00	\$118,350.00	100.0%	\$0.00	\$118,350.00	100.0%	\$0.00
1997	\$115,350.00	\$115,350.00	\$0.00	\$115,350.00	\$0.00	\$115,350.00	100.0%	\$0.00	\$115,350.00	100.0%	\$0.00
1998	\$122,400.00	\$122,400.00	\$0.00	\$122,400.00	\$0.00	\$122,400.00	100.0%	\$0.00	\$122,400.00	100.0%	\$0.00
1999	\$131,400.00	\$131,400.00	\$0.00	\$131,400.00	\$0.00	\$131,400.00	100.0%	\$0.00	\$131,400.00	100.0%	\$0.00
2000	\$131,550.00	\$131,550.00	\$0.00	\$131,550.00	\$0.00	\$131,550.00	100.0%	\$0.00	\$131,550.00	100.0%	\$0.00
2001	\$146,100.00	\$150,000.00	\$0.00	\$150,000.00	\$0.00	\$150,000.00	100.0%	\$0.00	\$150,000.00	100.0%	\$0.00
2002	\$145,950.00	\$150,000.00	\$0.00	\$150,000.00	\$0.00	\$150,000.00	100.0%	\$0.00	\$150,000.00	100.0%	\$0.00
2003	\$181,426.20	\$182,000.00	\$0.00	\$182,000.00	\$0.00	\$182,000.00	100.0%	\$0.00	\$182,000.00	100.0%	\$0.00
2004	\$180,500.70	\$180,500.70	\$0.00	\$180,500.70	\$0.00	\$180,500.70	100.0%	\$0.00	\$180,500.70	100.0%	\$0.00
2005	\$171,631.20	\$171,631.20	\$0.00	\$171,631.20	\$0.00	\$171,631.20	100.0%	\$0.00	\$171,631.20	100.0%	\$0.00
2006	\$161,394.90	\$161,395.00	\$0.00	\$161,395.00	\$0.00	\$161,395.00	100.0%	\$0.00	\$161,395.00	100.0%	\$0.00
2007	\$160,267.80	\$160,270.00	\$0.00	\$160,270.00	\$0.00	\$160,270.00	100.0%	\$0.00	\$160,270.00	100.0%	\$0.00
2008	\$154,981.65	\$155,000.00	\$0.00	\$155,000.00	\$0.00	\$155,000.00	100.0%	\$0.00	\$155,000.00	100.0%	\$0.00
2009	\$173,355.15	\$175,000.00	\$0.00	\$175,000.00	\$0.00	\$175,000.00	100.0%	\$0.00	\$175,000.00	100.0%	\$0.00
2010	\$172,070.10	\$172,070.10	\$0.00	\$172,070.10	\$0.00	\$172,070.10	100.0%	\$0.00	\$172,070.10	100.0%	\$0.00
2011	\$151,899.30	\$151,900.00	\$0.00	\$151,900.00	\$0.00	\$151,900.00	100.0%	\$0.00	\$151,900.00	100.0%	\$0.00
2012	\$100,090.20	\$100,090.20	\$0.00	\$100,090.20	\$0.00	\$100,090.20	100.0%	\$0.00	\$100,090.20	100.0%	\$0.00
2013	\$96,911.55	\$96,911.55	\$0.00	\$96,911.55	\$0.00	\$96,911.55	100.0%	\$0.00	\$96,911.55	100.0%	\$0.00
2014	\$95,775.30	\$384,900.00	\$0.00	\$384,900.00	\$0.00	\$384,900.00	100.0%	\$0.00	\$384,900.00	100.0%	\$0.00
2015	\$84,176.10	\$255,057.00	\$0.00	\$255,057.00	\$0.00	\$255,057.00	100.0%	\$0.00	\$255,057.00	100.0%	\$0.00
2016	\$89,374.80	\$216,249.00	\$0.00	\$216,249.00	\$0.00	\$216,249.00	100.0%	\$0.00	\$216,249.00	100.0%	\$0.00
2017	\$0.00	\$100.00	\$0.00	\$100.00	\$0.00	\$100.00	100.0%	\$0.00	\$100.00	100.0%	\$0.00
2018	\$0.00	\$0.00	\$0.00	\$0.00	\$0.00	\$0.00	0.0%	\$0.00	\$0.00	0.0%	\$0.00
2019	\$0.00	\$0.00	\$0.00	\$0.00	\$0.00	\$0.00	0.0%	\$0.00	\$0.00	0.0%	\$0.00
2020	\$0.00	\$0.00	\$0.00	\$0.00	\$0.00	\$0.00	0.0%	\$0.00	\$0.00	0.0%	\$0.00
2021	\$0.00	\$0.00	\$0.00	\$0.00	\$0.00	\$0.00	0.0%	\$0.00	\$0.00	0.0%	\$0.00
2022	\$128,325.45	\$128,325.45	\$0.00	\$0.00	\$128,325.45	\$0.00	0.0%	\$128,325.45	\$0.00	0.0%	\$128,325.45
2023	\$115,330.05	\$115,330.05	\$0.00	\$0.00	\$115,330.05	\$0.00	0.0%	\$115,330.05	\$0.00	0.0%	\$115,330.05

DRAFT



U.S. Department of Housing and Urban Development  
Office of Community Planning and Development  
Integrated Disbursement and Information System  
**Status of HOME Grants**  
OXNARD

DATE: 09-26-24  
TIME: 15:35  
PAGE: 14

**IDIS - PR27**

Fiscal Year	CHDO Requirement	Authorized Amount	Amount Suballocated to CLJCC	Amount Subgranted to CHDOS	Balance to Subgrant	Funds Committed to Activities	% Subg Cmtd	Balance to Commit	Total Disbursed	% Subg Disb	Available to Disburse
Total	\$3,544,260.45	\$4,410,172.12	\$0.00	\$4,166,516.62	\$243,655.50	\$4,166,516.62	100.0%	\$243,655.50	\$4,166,516.62	100.0%	\$243,655.50

DRAFT




U.S. Department of Housing and Urban Development  
 Office of Community Planning and Development  
 Integrated Disbursement and Information System  
**Status of HOME Grants**  
**OXNARD**

DATE: 09-26-24  
 TIME: 15:35  
 PAGE: 15

IDIS - PR27

CHDO Loans (CL)

Fiscal Year	Authorized Amount	Amount Subgranted	Amount Committed	% Auth Cmtd	Balance to Commit	Total Disbursed	% Auth Disb	Available to Disburse
1992	\$0.00	\$0.00	\$0.00	0.0%	\$0.00	\$0.00	0.0%	\$0.00
1993	\$0.00	\$0.00	\$0.00	0.0%	\$0.00	\$0.00	0.0%	\$0.00
1994	\$0.00	\$0.00	\$0.00	0.0%	\$0.00	\$0.00	0.0%	\$0.00
1995	\$0.00	\$0.00	\$0.00	0.0%	\$0.00	\$0.00	0.0%	\$0.00
1996	\$0.00	\$0.00	\$0.00	0.0%	\$0.00	\$0.00	0.0%	\$0.00
1997	\$0.00	\$0.00	\$0.00	0.0%	\$0.00	\$0.00	0.0%	\$0.00
1998	\$0.00	\$0.00	\$0.00	0.0%	\$0.00	\$0.00	0.0%	\$0.00
1999	\$0.00	\$0.00	\$0.00	0.0%	\$0.00	\$0.00	0.0%	\$0.00
2000	\$0.00	\$0.00	\$0.00	0.0%	\$0.00	\$0.00	0.0%	\$0.00
2001	\$0.00	\$0.00	\$0.00	0.0%	\$0.00	\$0.00	0.0%	\$0.00
2002	\$0.00	\$0.00	\$0.00	0.0%	\$0.00	\$0.00	0.0%	\$0.00
2003	\$0.00	\$0.00	\$0.00	0.0%	\$0.00	\$0.00	0.0%	\$0.00
2004	\$0.00	\$0.00	\$0.00	0.0%	\$0.00	\$0.00	0.0%	\$0.00
2005	\$0.00	\$0.00	\$0.00	0.0%	\$0.00	\$0.00	0.0%	\$0.00
2006	\$0.00	\$0.00	\$0.00	0.0%	\$0.00	\$0.00	0.0%	\$0.00
2007	\$0.00	\$0.00	\$0.00	0.0%	\$0.00	\$0.00	0.0%	\$0.00
2008	\$0.00	\$0.00	\$0.00	0.0%	\$0.00	\$0.00	0.0%	\$0.00
2009	\$0.00	\$0.00	\$0.00	0.0%	\$0.00	\$0.00	0.0%	\$0.00
2010	\$0.00	\$0.00	\$0.00	0.0%	\$0.00	\$0.00	0.0%	\$0.00
2011	\$0.00	\$0.00	\$0.00	0.0%	\$0.00	\$0.00	0.0%	\$0.00
2012	\$0.00	\$0.00	\$0.00	0.0%	\$0.00	\$0.00	0.0%	\$0.00
2013	\$0.00	\$0.00	\$0.00	0.0%	\$0.00	\$0.00	0.0%	\$0.00
2014	\$0.00	\$0.00	\$0.00	0.0%	\$0.00	\$0.00	0.0%	\$0.00
2015	\$0.00	\$0.00	\$0.00	0.0%	\$0.00	\$0.00	0.0%	\$0.00
2016	\$0.00	\$0.00	\$0.00	0.0%	\$0.00	\$0.00	0.0%	\$0.00
2017	\$0.00	\$0.00	\$0.00	0.0%	\$0.00	\$0.00	0.0%	\$0.00
2018	\$0.00	\$0.00	\$0.00	0.0%	\$0.00	\$0.00	0.0%	\$0.00
2019	\$0.00	\$0.00	\$0.00	0.0%	\$0.00	\$0.00	0.0%	\$0.00
2020	\$0.00	\$0.00	\$0.00	0.0%	\$0.00	\$0.00	0.0%	\$0.00
2021	\$0.00	\$0.00	\$0.00	0.0%	\$0.00	\$0.00	0.0%	\$0.00
2022	\$0.00	\$0.00	\$0.00	0.0%	\$0.00	\$0.00	0.0%	\$0.00
2023	\$0.00	\$0.00	\$0.00	0.0%	\$0.00	\$0.00	0.0%	\$0.00
<b>Total</b>	<b>\$0.00</b>	<b>\$0.00</b>	<b>\$0.00</b>	<b>0.0%</b>	<b>\$0.00</b>	<b>\$0.00</b>	<b>0.0%</b>	<b>\$0.00</b>





U.S. Department of Housing and Urban Development  
 Office of Community Planning and Development  
 Integrated Disbursement and Information System  
**Status of HOME Grants**  
**OXNARD**

DATE: 09-26-24  
 TIME: 15:35  
 PAGE: 16

IDIS - PR27

**CHDO Capacity (CC)**

Fiscal Year	Authorized Amount	Amount Subgranted	Amount Committed	% Auth Cmtd	Balance to Commit	Total Disbursed	% Auth Disb	Available to Disburse
1992	\$0.00	\$0.00	\$0.00	0.0%	\$0.00	\$0.00	0.0%	\$0.00
1993	\$0.00	\$0.00	\$0.00	0.0%	\$0.00	\$0.00	0.0%	\$0.00
1994	\$0.00	\$0.00	\$0.00	0.0%	\$0.00	\$0.00	0.0%	\$0.00
1995	\$0.00	\$0.00	\$0.00	0.0%	\$0.00	\$0.00	0.0%	\$0.00
1996	\$0.00	\$0.00	\$0.00	0.0%	\$0.00	\$0.00	0.0%	\$0.00
1997	\$0.00	\$0.00	\$0.00	0.0%	\$0.00	\$0.00	0.0%	\$0.00
1998	\$0.00	\$0.00	\$0.00	0.0%	\$0.00	\$0.00	0.0%	\$0.00
1999	\$0.00	\$0.00	\$0.00	0.0%	\$0.00	\$0.00	0.0%	\$0.00
2000	\$0.00	\$0.00	\$0.00	0.0%	\$0.00	\$0.00	0.0%	\$0.00
2001	\$0.00	\$0.00	\$0.00	0.0%	\$0.00	\$0.00	0.0%	\$0.00
2002	\$0.00	\$0.00	\$0.00	0.0%	\$0.00	\$0.00	0.0%	\$0.00
2003	\$0.00	\$0.00	\$0.00	0.0%	\$0.00	\$0.00	0.0%	\$0.00
2004	\$0.00	\$0.00	\$0.00	0.0%	\$0.00	\$0.00	0.0%	\$0.00
2005	\$0.00	\$0.00	\$0.00	0.0%	\$0.00	\$0.00	0.0%	\$0.00
2006	\$0.00	\$0.00	\$0.00	0.0%	\$0.00	\$0.00	0.0%	\$0.00
2007	\$0.00	\$0.00	\$0.00	0.0%	\$0.00	\$0.00	0.0%	\$0.00
2008	\$0.00	\$0.00	\$0.00	0.0%	\$0.00	\$0.00	0.0%	\$0.00
2009	\$0.00	\$0.00	\$0.00	0.0%	\$0.00	\$0.00	0.0%	\$0.00
2010	\$0.00	\$0.00	\$0.00	0.0%	\$0.00	\$0.00	0.0%	\$0.00
2011	\$0.00	\$0.00	\$0.00	0.0%	\$0.00	\$0.00	0.0%	\$0.00
2012	\$0.00	\$0.00	\$0.00	0.0%	\$0.00	\$0.00	0.0%	\$0.00
2013	\$0.00	\$0.00	\$0.00	0.0%	\$0.00	\$0.00	0.0%	\$0.00
2014	\$0.00	\$0.00	\$0.00	0.0%	\$0.00	\$0.00	0.0%	\$0.00
2015	\$0.00	\$0.00	\$0.00	0.0%	\$0.00	\$0.00	0.0%	\$0.00
2016	\$0.00	\$0.00	\$0.00	0.0%	\$0.00	\$0.00	0.0%	\$0.00
2017	\$0.00	\$0.00	\$0.00	0.0%	\$0.00	\$0.00	0.0%	\$0.00
2018	\$0.00	\$0.00	\$0.00	0.0%	\$0.00	\$0.00	0.0%	\$0.00
2019	\$0.00	\$0.00	\$0.00	0.0%	\$0.00	\$0.00	0.0%	\$0.00
2020	\$0.00	\$0.00	\$0.00	0.0%	\$0.00	\$0.00	0.0%	\$0.00
2021	\$0.00	\$0.00	\$0.00	0.0%	\$0.00	\$0.00	0.0%	\$0.00
2022	\$0.00	\$0.00	\$0.00	0.0%	\$0.00	\$0.00	0.0%	\$0.00
2023	\$0.00	\$0.00	\$0.00	0.0%	\$0.00	\$0.00	0.0%	\$0.00
<b>Total</b>	<b>\$0.00</b>	<b>\$0.00</b>	<b>\$0.00</b>	<b>0.0%</b>	<b>\$0.00</b>	<b>\$0.00</b>	<b>0.0%</b>	<b>\$0.00</b>

DRAFT



U.S. Department of Housing and Urban Development  
 Office of Community Planning and Development  
 Integrated Disbursement and Information System  
**Status of HOME Grants**  
**OXNARD**

DATE: 09-26-24  
 TIME: 15:35  
 PAGE: 17

IDIS - PR27

**Reservations to State Recipients and Subrecipients (SU)**

Fiscal Year	Authorized Amount	Amount Subgranted to Other Entities	Amount Committed	% Auth Cmtd	Balance to Commit	Total Disbursed	% Auth Disb	Available to Disburse
1992	\$0.00	\$0.00	\$0.00	0.0%	\$0.00	\$0.00	0.0%	\$0.00
1993	\$0.00	\$0.00	\$0.00	0.0%	\$0.00	\$0.00	0.0%	\$0.00
1994	\$0.00	\$0.00	\$0.00	0.0%	\$0.00	\$0.00	0.0%	\$0.00
1995	\$0.00	\$0.00	\$0.00	0.0%	\$0.00	\$0.00	0.0%	\$0.00
1996	\$0.00	\$0.00	\$0.00	0.0%	\$0.00	\$0.00	0.0%	\$0.00
1997	\$0.00	\$0.00	\$0.00	0.0%	\$0.00	\$0.00	0.0%	\$0.00
1998	\$0.00	\$0.00	\$0.00	0.0%	\$0.00	\$0.00	0.0%	\$0.00
1999	\$0.00	\$0.00	\$0.00	0.0%	\$0.00	\$0.00	0.0%	\$0.00
2000	\$0.00	\$0.00	\$0.00	0.0%	\$0.00	\$0.00	0.0%	\$0.00
2001	\$0.00	\$0.00	\$0.00	0.0%	\$0.00	\$0.00	0.0%	\$0.00
2002	\$0.00	\$0.00	\$0.00	0.0%	\$0.00	\$0.00	0.0%	\$0.00
2003	\$0.00	\$0.00	\$0.00	0.0%	\$0.00	\$0.00	0.0%	\$0.00
2004	\$0.00	\$0.00	\$0.00	0.0%	\$0.00	\$0.00	0.0%	\$0.00
2005	\$0.00	\$0.00	\$0.00	0.0%	\$0.00	\$0.00	0.0%	\$0.00
2006	\$0.00	\$0.00	\$0.00	0.0%	\$0.00	\$0.00	0.0%	\$0.00
2007	\$0.00	\$0.00	\$0.00	0.0%	\$0.00	\$0.00	0.0%	\$0.00
2008	\$0.00	\$0.00	\$0.00	0.0%	\$0.00	\$0.00	0.0%	\$0.00
2009	\$0.00	\$0.00	\$0.00	0.0%	\$0.00	\$0.00	0.0%	\$0.00
2010	\$0.00	\$0.00	\$0.00	0.0%	\$0.00	\$0.00	0.0%	\$0.00
2011	\$0.00	\$0.00	\$0.00	0.0%	\$0.00	\$0.00	0.0%	\$0.00
2012	\$0.00	\$0.00	\$0.00	0.0%	\$0.00	\$0.00	0.0%	\$0.00
2013	\$0.00	\$0.00	\$0.00	0.0%	\$0.00	\$0.00	0.0%	\$0.00
2014	\$0.00	\$0.00	\$0.00	0.0%	\$0.00	\$0.00	0.0%	\$0.00
2015	\$0.00	\$0.00	\$0.00	0.0%	\$0.00	\$0.00	0.0%	\$0.00
2016	\$0.00	\$0.00	\$0.00	0.0%	\$0.00	\$0.00	0.0%	\$0.00
2017	\$0.00	\$0.00	\$0.00	0.0%	\$0.00	\$0.00	0.0%	\$0.00
2018	\$0.00	\$0.00	\$0.00	0.0%	\$0.00	\$0.00	0.0%	\$0.00
2019	\$0.00	\$0.00	\$0.00	0.0%	\$0.00	\$0.00	0.0%	\$0.00
2020	\$0.00	\$0.00	\$0.00	0.0%	\$0.00	\$0.00	0.0%	\$0.00
2021	\$0.00	\$0.00	\$0.00	0.0%	\$0.00	\$0.00	0.0%	\$0.00
2022	\$0.00	\$0.00	\$0.00	0.0%	\$0.00	\$0.00	0.0%	\$0.00
2023	\$0.00	\$0.00	\$0.00	0.0%	\$0.00	\$0.00	0.0%	\$0.00
<b>Total</b>	<b>\$0.00</b>	<b>\$0.00</b>	<b>\$0.00</b>	<b>0.0%</b>	<b>\$0.00</b>	<b>\$0.00</b>	<b>0.0%</b>	<b>\$0.00</b>

DRAFT



U.S. Department of Housing and Urban Development  
 Office of Community Planning and Development  
 Integrated Disbursement and Information System  
**Status of HOME Grants**  
**OXNARD**

DATE: 09-26-24  
 TIME: 15:35  
 PAGE: 18

IDIS - PR27

**Total Program Funds**

Fiscal Year	Total Authorization	Local Account Funds	Committed Amount	Net Disbursed for Activities	Net Disbursed for ADI/CO/ICB	Net Disbursed	Disbursed Pending Approval	Total Disbursed	Available to Disburse
1992	\$819,000.00	\$0.00	\$819,000.00	\$770,100.00	\$48,900.00	\$819,000.00	\$0.00	\$819,000.00	\$0.00
1993	\$543,000.00	\$0.00	\$543,000.00	\$537,600.00	\$5,400.00	\$543,000.00	\$0.00	\$543,000.00	\$0.00
1994	\$675,000.00	\$0.00	\$675,000.00	\$607,500.00	\$67,500.00	\$675,000.00	\$0.00	\$675,000.00	\$0.00
1995	\$734,000.00	\$0.00	\$734,000.00	\$660,600.00	\$73,400.00	\$734,000.00	\$0.00	\$734,000.00	\$0.00
1996	\$789,000.00	\$0.00	\$789,000.00	\$710,100.00	\$78,900.00	\$789,000.00	\$0.00	\$789,000.00	\$0.00
1997	\$769,000.00	\$0.00	\$769,000.00	\$769,000.00	\$0.00	\$769,000.00	\$0.00	\$769,000.00	\$0.00
1998	\$816,000.00	\$70,000.00	\$886,000.00	\$763,600.00	\$122,400.00	\$886,000.00	\$0.00	\$886,000.00	\$0.00
1999	\$876,000.00	\$101,452.00	\$977,452.00	\$889,852.00	\$87,600.00	\$977,452.00	\$0.00	\$977,452.00	\$0.00
2000	\$877,000.00	\$80,000.00	\$957,000.00	\$849,300.00	\$107,700.00	\$957,000.00	\$0.00	\$957,000.00	\$0.00
2001	\$974,000.00	\$79,728.48	\$1,053,728.48	\$830,728.48	\$223,000.00	\$1,053,728.48	\$0.00	\$1,053,728.48	\$0.00
2002	\$973,000.00	\$432,877.00	\$1,405,877.00	\$1,293,577.00	\$112,300.00	\$1,405,877.00	\$0.00	\$1,405,877.00	\$0.00
2003	\$1,209,508.00	\$113,000.00	\$1,322,508.00	\$1,201,557.20	\$120,950.80	\$1,322,508.00	\$0.00	\$1,322,508.00	\$0.00
2004	\$1,300,568.00	\$117,700.00	\$1,418,268.00	\$1,253,474.20	\$164,793.80	\$1,418,268.00	\$0.00	\$1,418,268.00	\$0.00
2005	\$1,174,219.00	\$0.00	\$1,174,219.00	\$1,027,273.20	\$146,945.80	\$1,174,219.00	\$0.00	\$1,174,219.00	\$0.00
2006	\$1,090,941.00	\$523,100.00	\$1,614,041.00	\$1,456,444.40	\$157,596.60	\$1,614,041.00	\$0.00	\$1,614,041.00	\$0.00
2007	\$1,083,427.00	\$260,000.00	\$1,343,427.00	\$1,183,161.80	\$160,265.20	\$1,343,427.00	\$0.00	\$1,343,427.00	\$0.00
2008	\$1,039,262.00	\$326,658.99	\$1,365,920.99	\$1,212,599.89	\$153,321.10	\$1,365,920.99	\$0.00	\$1,365,920.99	\$0.00
2009	\$1,155,701.00	\$67,298.00	\$1,222,999.00	\$1,057,428.90	\$165,570.10	\$1,222,999.00	\$0.00	\$1,222,999.00	\$0.00
2010	\$1,147,134.00	\$201,495.52	\$1,348,629.52	\$1,233,916.12	\$114,713.40	\$1,348,629.52	\$0.00	\$1,348,629.52	\$0.00
2011	\$1,012,662.00	\$94,688.07	\$1,107,350.07	\$971,615.06	\$135,735.01	\$1,107,350.07	\$0.00	\$1,107,350.07	\$0.00
2012	\$667,268.00	\$115,072.75	\$782,340.75	\$715,613.95	\$66,726.80	\$782,340.75	\$0.00	\$782,340.75	\$0.00
2013	\$646,077.00	\$146,510.47	\$792,587.47	\$727,979.77	\$64,607.70	\$792,587.47	\$0.00	\$792,587.47	\$0.00
2014	\$638,502.00	\$234,950.43	\$873,452.43	\$809,602.23	\$63,850.20	\$873,452.43	\$0.00	\$873,452.43	\$0.00
2015	\$500,996.00	\$226,045.04	\$727,041.04	\$670,923.64	\$56,117.40	\$727,041.04	\$0.00	\$727,041.04	\$0.00
2016	\$595,832.00	\$26,046.59	\$621,878.59	\$562,295.39	\$59,583.20	\$621,878.59	\$0.00	\$621,878.59	\$0.00
2017	\$532,053.00	\$308,796.87	\$840,849.87	\$787,644.57	\$53,205.30	\$840,849.87	\$0.00	\$840,849.87	\$0.00
2018	\$791,219.00	\$183,748.23	\$974,967.23	\$895,845.33	\$79,121.90	\$974,967.23	\$0.00	\$974,967.23	\$0.00
2019	\$726,527.00	\$53,449.96	\$779,976.96	\$707,324.26	\$72,652.70	\$779,976.96	\$0.00	\$779,976.96	\$0.00
2020	\$775,947.00	\$216,266.69	\$992,213.69	\$925,984.35	\$66,229.34	\$992,213.69	\$0.00	\$992,213.69	\$0.00
2021	\$764,831.00	\$72,228.06	\$835,205.55	\$786,684.20	\$48,521.35	\$835,205.55	\$0.00	\$835,205.55	\$1,853.51
2022	\$855,503.00	\$293,328.33	\$1,148,831.33	\$1,181,510.69	\$67,320.64	\$1,248,831.33	\$0.00	\$1,248,831.33	\$965,845.23
2023	\$768,867.00	\$39,595.82	\$808,462.82	\$0.00	\$0.00	\$808,462.82	\$0.00	\$808,462.82	\$0.00

DRAFT



U.S. Department of Housing and Urban Development  
 Office of Community Planning and Development  
 Integrated Disbursement and Information System  
**Status of HOME Grants**  
 OXNARD

DATE: 09-26-24  
 TIME: 15:35  
 PAGE: 19

**IDIS - PR27**

Fiscal Year	Total Authorization	Local Account Funds	Committed Amount	Net Disbursed for Activities	Net Disbursed for AD/COICB	Net Disbursed	Disbursed Pending Approval	Total Disbursed	Available to Disburse
2024	\$0.00	\$30,675.97	\$0.00	\$0.00	\$0.00	\$0.00	\$0.00	\$0.00	\$30,675.97
<b>Total</b>	<b>\$27,322,044.00</b>	<b>\$4,414,713.27</b>	<b>\$29,931,290.82</b>	<b>\$27,050,836.63</b>	<b>\$2,877,627.44</b>	<b>\$29,928,464.07</b>	<b>\$0.00</b>	<b>\$29,928,464.07</b>	<b>\$1,808,293.20</b>

DRAFT



U.S. Department of Housing and Urban Development  
 Office of Community Planning and Development  
 Integrated Disbursement and Information System  
**Status of HOME Grants**  
**OXNARD**

DATE: 09-26-24  
 TIME: 15:35  
 PAGE: 20

IDIS - PR27

**Total Program Percent**

Fiscal Year	Total Authorization	Local Account Funds	% Committed for Activities	% Disb for Activities	% Disb for ADICO/CB	% Net Disbursed	% Disbursed Pending Approval	% Total Disbursed	% Available to Disburse
1992	\$819,000.00	\$0.00	100.0%	94.0%	5.9%	100.0%	0.0%	100.0%	0.0%
1993	\$543,000.00	\$0.00	100.0%	99.0%	0.9%	100.0%	0.0%	100.0%	0.0%
1994	\$675,000.00	\$0.00	100.0%	90.0%	10.0%	100.0%	0.0%	100.0%	0.0%
1995	\$734,000.00	\$0.00	100.0%	90.0%	10.0%	100.0%	0.0%	100.0%	0.0%
1996	\$789,000.00	\$0.00	100.0%	90.0%	10.0%	100.0%	0.0%	100.0%	0.0%
1997	\$769,000.00	\$0.00	100.0%	100.0%	0.0%	100.0%	0.0%	100.0%	0.0%
1998	\$816,000.00	\$70,000.00	100.0%	86.1%	15.0%	100.0%	0.0%	100.0%	0.0%
1999	\$876,000.00	\$101,452.00	100.0%	91.0%	10.0%	100.0%	0.0%	100.0%	0.0%
2000	\$877,000.00	\$80,000.00	100.0%	88.7%	12.2%	100.0%	0.0%	100.0%	0.0%
2001	\$974,000.00	\$79,728.48	100.0%	78.8%	22.8%	100.0%	0.0%	100.0%	0.0%
2002	\$973,000.00	\$432,877.00	100.0%	92.0%	11.5%	100.0%	0.0%	100.0%	0.0%
2003	\$1,209,508.00	\$113,000.00	100.0%	90.8%	10.0%	100.0%	0.0%	100.0%	0.0%
2004	\$1,300,568.00	\$117,700.00	100.0%	88.3%	12.6%	100.0%	0.0%	100.0%	0.0%
2005	\$1,174,219.00	\$0.00	100.0%	87.4%	12.5%	100.0%	0.0%	100.0%	0.0%
2006	\$1,090,941.00	\$523,100.00	100.0%	90.2%	14.4%	100.0%	0.0%	100.0%	0.0%
2007	\$1,083,427.00	\$260,000.00	100.0%	88.0%	14.7%	100.0%	0.0%	100.0%	0.0%
2008	\$1,039,262.00	\$326,658.99	100.0%	88.7%	14.7%	100.0%	0.0%	100.0%	0.0%
2009	\$1,155,701.00	\$67,298.00	100.0%	86.4%	14.3%	100.0%	0.0%	100.0%	0.0%
2010	\$1,147,134.00	\$201,495.52	100.0%	91.4%	9.9%	100.0%	0.0%	100.0%	0.0%
2011	\$1,012,662.00	\$94,688.07	100.0%	87.7%	13.4%	100.0%	0.0%	100.0%	0.0%
2012	\$667,268.00	\$115,072.75	100.0%	91.4%	10.0%	100.0%	0.0%	100.0%	0.0%
2013	\$646,077.00	\$146,510.47	100.0%	91.8%	9.9%	100.0%	0.0%	100.0%	0.0%
2014	\$638,502.00	\$234,950.43	100.0%	92.6%	9.9%	100.0%	0.0%	100.0%	0.0%
2015	\$500,996.00	\$226,045.04	100.0%	92.2%	11.2%	100.0%	0.0%	100.0%	0.0%
2016	\$595,832.00	\$26,046.59	100.0%	90.4%	9.9%	100.0%	0.0%	100.0%	0.0%
2017	\$532,053.00	\$308,796.87	100.0%	93.6%	10.0%	100.0%	0.0%	100.0%	0.0%
2018	\$791,219.00	\$183,748.23	100.0%	91.8%	9.9%	100.0%	0.0%	100.0%	0.0%
2019	\$726,527.00	\$53,449.96	100.0%	90.6%	9.9%	100.0%	0.0%	100.0%	0.0%
2020	\$775,947.00	\$216,266.69	100.0%	93.3%	8.3%	99.8%	0.0%	99.8%	0.1%
2021	\$764,831.00	\$72,228.06	99.7%	93.9%	6.3%	99.7%	0.0%	99.7%	0.2%
2022	\$855,503.00	\$293,328.33	16.0%	15.7%	0.1%	15.9%	0.0%	15.9%	84.0%
2023	\$768,867.00	\$39,595.82	0.0%	0.0%	0.0%	0.0%	0.0%	0.0%	100.0%







U.S. Department of Housing and Urban Development  
Office of Community Planning and Development  
Integrated Disbursement and Information System  
**Status of HOME Grants**  
OXNARD

DATE: 09-26-24  
TIME: 15:35  
PAGE: 21

**IDIS - PR27**

Fiscal Year	Total Authorization	Local Account Funds	% Committed for Activities	% Disb for Activities	% Disb for ADICO/CB	% Net Disbursed	% Disbursed Pending Approval	% Total Disbursed	% Available to Disburse
2024	\$0.00	\$30,675.97	0.0%	0.0%	0.0%	0.0%	0.0%	0.0%	100.0%
<b>Total</b>	<b>\$27,322,044.00</b>	<b>\$4,414,713.27</b>	<b>94.3%</b>	<b>85.2%</b>	<b>10.5%</b>	<b>94.3%</b>	<b>0.0%</b>	<b>94.3%</b>	<b>5.6%</b>

DRAFT

**EXHIBIT XV**

CDBG-CV Financial Summary for Program Year 202 - PR 26

DRAFT



**PART I: SUMMARY OF CDBG RESOURCES**

01 UNEXPENDED CDBG FUNDS AT END OF PREVIOUS PROGRAM YEAR	5,921,734.98
02 ENTITLEMENT GRANT	2,213,917.00
03 SURPLUS URBAN RENEWAL	0.00
04 SECTION 108 GUARANTEED LOAN FUNDS	0.00
05 CURRENT YEAR PROGRAM INCOME	6,501.08
05a CURRENT YEAR SECTION 108 PROGRAM INCOME (FOR SI TYPE)	0.00
06 FUNDS RETURNED TO THE LINE-OF-CREDIT	0.00
06a FUNDS RETURNED TO THE LOCAL CDBG ACCOUNT	0.00
07 ADJUSTMENT TO COMPUTE TOTAL AVAILABLE	0.00
08 TOTAL AVAILABLE (SUM, LINES 01-07)	8,142,153.06

**PART II: SUMMARY OF CDBG EXPENDITURES**

09 DISBURSEMENTS OTHER THAN SECTION 108 REPAYMENTS AND PLANNING/ADMINISTRATION	4,122,348.04
10 ADJUSTMENT TO COMPUTE TOTAL AMOUNT SUBJECT TO LOW/MOD BENEFIT	0.00
11 AMOUNT SUBJECT TO LOW/MOD BENEFIT (LINE 09 + LINE 10)	4,122,348.04
12 DISBURSED IN IDIS FOR PLANNING/ADMINISTRATION	356,680.57
13 DISBURSED IN IDIS FOR SECTION 108 REPAYMENTS	0.00
14 ADJUSTMENT TO COMPUTE TOTAL EXPENDITURES	0.00
15 TOTAL EXPENDITURES (SUM, LINES 11-14)	4,479,028.61
16 UNEXPENDED BALANCE (LINE 08 - LINE 15)	3,663,124.45

**PART III: LOW/MOD BENEFIT THIS REPORTING PERIOD**

17 EXPENDED FOR LOW/MOD HOUSING IN SPECIAL AREAS	0.00
18 EXPENDED FOR LOW/MOD MULTI-UNIT HOUSING	2,409,468.45
19 DISBURSED FOR OTHER LOW/MOD ACTIVITIES	1,712,879.59
20 ADJUSTMENT TO COMPUTE TOTAL LOW/MOD CREDIT	0.00
21 TOTAL LOW/MOD CREDIT (SUM, LINES 17-20)	4,122,348.04
22 PERCENT LOW/MOD CREDIT (LINE 21/LINE 11)	100.00%

**LOW/MOD BENEFIT FOR MULTI-YEAR CERTIFICATIONS**

23 PROGRAM YEARS(PY) COVERED IN CERTIFICATION	FY: 2021 PY: 2022 PY: 2023
24 CUMULATIVE NET EXPENDITURES SUBJECT TO LOW/MOD BENEFIT CALCULATION	100.00
25 CUMULATIVE EXPENDITURES BENEFITING LOW/MOD PERSONS	100.00
26 PERCENT BENEFIT TO LOW/MOD PERSONS (LINE 25/LINE 24)	100.00%

**PART IV: PUBLIC SERVICE (PS) CAP CALCULATIONS**

27 DISBURSED IN IDIS FOR PUBLIC SERVICES	292,425.45
28 PS UNLIQUIDATED OBLIGATIONS AT END OF CURRENT PROGRAM YEAR	0.00
29 PS UNLIQUIDATED OBLIGATIONS AT END OF PREVIOUS PROGRAM YEAR	0.00
30 ADJUSTMENT TO COMPUTE TOTAL PS OBLIGATIONS	0.00
31 TOTAL PS OBLIGATIONS (LINE 27 + LINE 28 - LINE 29 + LINE 30)	292,425.45
32 ENTITLEMENT GRANT	2,213,917.00
33 PRIOR YEAR PROGRAM INCOME	171,129.19
34 ADJUSTMENT TO COMPUTE TOTAL SUBJECT TO PS CAP	163,255.89
35 TOTAL SUBJECT TO PS CAP (SUM, LINES 32-34)	2,548,302.08
36 PERCENT FUNDS OBLIGATED FOR PS ACTIVITIES (LINE 31/LINE 35)	11.48%

**PART V: PLANNING AND ADMINISTRATION (PA) CAP**

37 DISBURSED IN IDIS FOR PLANNING/ADMINISTRATION	356,680.57
38 PA UNLIQUIDATED OBLIGATIONS AT END OF CURRENT PROGRAM YEAR	0.00
39 PA UNLIQUIDATED OBLIGATIONS AT END OF PREVIOUS PROGRAM YEAR	0.00
40 ADJUSTMENT TO COMPUTE TOTAL PA OBLIGATIONS	0.00
41 TOTAL PA OBLIGATIONS (LINE 37 + LINE 38 - LINE 39 +LINE 40)	356,680.57
42 ENTITLEMENT GRANT	2,213,917.00
43 CURRENT YEAR PROGRAM INCOME	6,501.08
44 ADJUSTMENT TO COMPUTE TOTAL SUBJECT TO PA CAP	171,129.19
45 TOTAL SUBJECT TO PA CAP (SUM, LINES 42-44)	2,391,547.27
46 PERCENT FUNDS OBLIGATED FOR PA ACTIVITIES (LINE 41/LINE 45)	14.91%



**LINE 17 DETAIL: ACTIVITIES TO CONSIDER IN DETERMINING THE AMOUNT TO ENTER ON LINE 17**

No data returned for this view. This might be because the applied filter excludes all data.

**LINE 18 DETAIL: ACTIVITIES TO CONSIDER IN DETERMINING THE AMOUNT TO ENTER ON LINE 18**

Plan Year	IDIS Project	IDIS Activity	Activity Name	Matrix Code	National Objective	Drawn Amount
2023	11	2444	201 SOUTH D STREET- CHA ACQUISITION	14G	LWH	\$2,409,468.45
				<b>14G</b>	<b>Matrix Code</b>	<b>\$2,409,468.45</b>
<b>Total</b>						<b>\$2,409,468.45</b>

**LINE 19 DETAIL: ACTIVITIES INCLUDED IN THE COMPUTATION OF LINE 19**

Plan Year	IDIS Project	IDIS Activity	Voucher Number	Activity Name	Matrix Code	National Objective	Drawn Amount
2023	9	2446	6945059	NEIGHBORHOOD IMPROVEMENT PROJECTS - 131 EAST 7TH STREET	01	LMA	\$42,146.84
					<b>01</b>	<b>Matrix Code</b>	<b>\$42,146.84</b>
2019	4	2373	6941920	19 DB-1450 ROSE HOMELESS SHELTER REHAB	03C	LWC	\$13,984.19
					<b>03C</b>	<b>Matrix Code</b>	<b>\$13,984.19</b>
2019	4	2308	6941920	WILSON PARK INCLUSIVE PLAYGROUND	03F	LMA	\$7,224.36
					<b>03F</b>	<b>Matrix Code</b>	<b>\$7,224.36</b>
2023	5	2430	6953366	B23 PS-SHELTER CARE RESOURCES	03T	LWC	\$2,952.00
2023	5	2430	6941905	B23 PS-SHELTER CARE RESOURCES	03T	LWC	\$16,791.00
2023	5	2432	6941905	B23 PS-TURNING POINT FOUNDATION	03T	LWC	\$35,000.00
					<b>03T</b>	<b>Matrix Code</b>	<b>\$54,743.00</b>
2022	11	2419	6953366	B22 CYPRESS PLACE LOAN (People's Self-Help Housing )	04	LMA	\$620,262.68
2022	11	2419	6941920	B22 CYPRESS PLACE LOAN (People's Self-Help Housing )	04	LMA	\$672,257.56
2022	11	2419	6943884	B22 CYPRESS PLACE LOAN (People's Self-Help Housing )	04	LMA	\$64,578.51
					<b>04</b>	<b>Matrix Code</b>	<b>\$1,357,098.75</b>
2023	4	2429	6941905	B23 PS-PALM VISTA SENIOR CENTER	05A	LWC	\$31,000.00
2023	4	2434	6941905	B23 PS-OXNARD HOUSING AUTHORITY	05A	LWC	\$33,042.18
					<b>05A</b>	<b>Matrix Code</b>	<b>\$64,042.18</b>
2023	6	2426	6941905	B23 PS-COLONIA MEMORIAL PARK VETERANS GYM	05D	LWC	\$46,989.61
2023	6	2427	6941905	B23 PS- SOUTHWINDS YOUTH CENTER	05D	LWC	\$31,000.00
2023	6	2428	6941905	B23 PS-POLICE ACTIVITIES LEAGUE	05D	LWC	\$40,583.49
2023	6	2431	6941905	B23 PS-OXNARD PERFORMING ARTS CENTER-CREATIVE YOUTH DEVELOPMENT	05D	LWC	\$19,857.25
					<b>05D</b>	<b>Matrix Code</b>	<b>\$138,430.35</b>
2023	5	2425	6941905	B23 PS-LIVINGSTON MEMORIAL VISITING NURSES ASSOC	05M	LWC	\$8,000.00
					<b>05M</b>	<b>Matrix Code</b>	<b>\$8,000.00</b>
2023	5	2433	6941905	B23 PS-CALIFORNIA LUTHERAN UNIVERSITY	05O	LWC	\$27,209.92
					<b>05O</b>	<b>Matrix Code</b>	<b>\$27,209.92</b>
<b>Total</b>						<b>\$1,712,879.59</b>	

**LINE 27 DETAIL: ACTIVITIES INCLUDED IN THE COMPUTATION OF LINE 27**

Plan Year	IDIS Project	IDIS Activity	Voucher Number	Activity to prevent, prepare for, and respond to Coronavirus	Activity Name	Grant Number	Fund Type	Matrix Code	National Objective	Drawn Amount
2023	5	2430	6953366	No	B23 PS-SHELTER CARE RESOURCES	B23MC060534	EN	03T	LWC	\$2,952.00
2023	5	2430	6941905	No	B23 PS-SHELTER CARE RESOURCES	B23MC060534	EN	03T	LWC	\$16,791.00
2023	5	2432	6941905	No	B23 PS-TURNING POINT FOUNDATION	B23MC060534	EN	03T	LWC	\$35,000.00
								<b>03T</b>	<b>Matrix Code</b>	<b>\$54,743.00</b>
2023	4	2429	6941905	No	B23 PS-PALM VISTA SENIOR CENTER	B23MC060534	EN	05A	LWC	\$31,000.00
2023	4	2434	6941905	No	B23 PS-OXNARD HOUSING AUTHORITY	B23MC060534	EN	05A	LWC	\$33,042.18
								<b>05A</b>	<b>Matrix Code</b>	<b>\$64,042.18</b>
2023	6	2426	6941905	No	B23 PS-COLONIA MEMORIAL PARK VETERANS GYM	B23MC060534	EN	05D	LWC	\$46,989.61
2023	6	2427	6941905	No	B23 PS- SOUTHWINDS YOUTH CENTER	B23MC060534	EN	05D	LWC	\$31,000.00
2023	6	2428	6941905	No	B23 PS-POLICE ACTIVITIES LEAGUE	B23MC060534	EN	05D	LWC	\$40,583.49
2023	6	2431	6941905	No	B23 PS-OXNARD PERFORMING ARTS CENTER-CREATIVE YOUTH DEVELOPMENT	B23MC060534	EN	05D	LWC	\$19,857.25
								<b>05D</b>	<b>Matrix Code</b>	<b>\$138,430.35</b>
2023	5	2425	6941905	No	B23 PS-LIVINGSTON MEMORIAL VISITING NURSES ASSOC	B23MC060534	EN	05M	LWC	\$8,000.00
								<b>05M</b>	<b>Matrix Code</b>	<b>\$8,000.00</b>



Plan Year	IDIS Project	IDIS Activity	Voucher Number	Activity to prevent, prepare for, and respond to Coronavirus	Activity Name	Grant Number	Fund Type	Matrix Code	National Objective	Drawn Amount
2023	5	2433	6941905	No	B23 PS-CALIFORNIA LUTHERAN UNIVERSITY	B23MCD00534	EN	050	LMC	\$27,209.92
				No	Activity to prevent, prepare for, and respond to Coronavirus			050	Matrix Code	\$27,209.92
<b>Total</b>										<b>\$292,425.45</b>

LINE 37 DETAIL: ACTIVITIES INCLUDED IN THE COMPUTATION OF LINE 37

Plan Year	IDIS Project	IDIS Activity	Voucher Number	Activity Name	Matrix Code	National Objective	Drawn Amount
2023	10	2437	6855366	B23 ADMINISTRATION- GRANTS MANAGEMENT	21A		\$133,171.65
2023	10	2437	6941905	B23 ADMINISTRATION- GRANTS MANAGEMENT	21A		\$22,203.92
2023	10	2437	6945659	B23 ADMINISTRATION- GRANTS MANAGEMENT	21A		\$1,305.00
<b>Total</b>							<b>\$356,680.57</b>

DRAFT

**EXHIBIT XVI**

ESG-CV Financial Summary for Program Year 202 - PR91

DRAFT



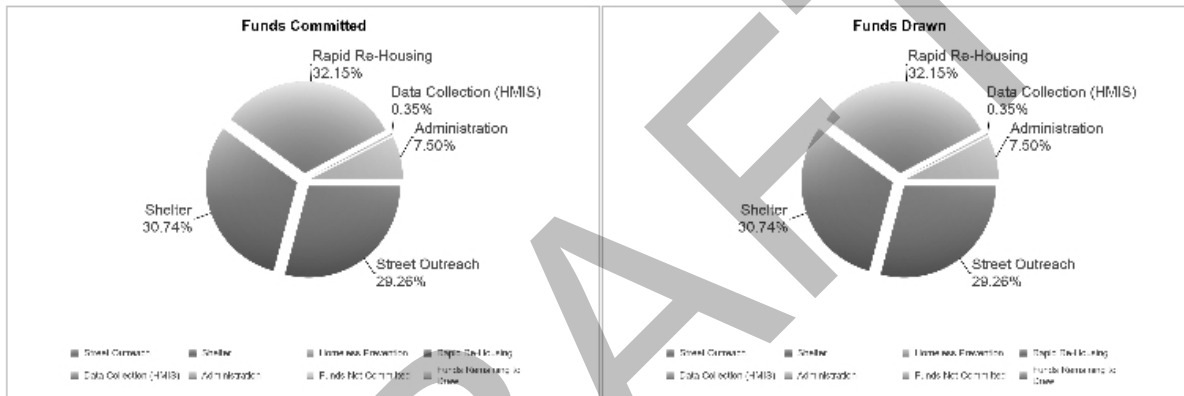
OXNARD, CA  
 2022

**ESG Program Level Summary**

Grant Number	Total Grant Amount	Total Funds Committed	Total Funds Available to Commit	% of Grant Funds Not Committed	Grant Funds Drawn	% of Grant Funds Drawn	Available to Draw	% Remaining to Draw
E22MC060534	\$211,474.00	\$211,474.00	\$0.00	0.00%	\$211,474.00	100.00%	\$0.00	0.00%

**ESG Program Components**

Activity Type	Total Committed to Activities	% of Grant Committed	Drawn Amount	% of Grant Drawn
Street Outreach	\$61,886.00	29.26%	\$61,886.00	29.26%
Shelter	\$64,997.00	30.74%	\$64,997.00	30.74%
Homeless Prevention	\$0.00	0.00%	\$0.00	0.00%
Rapid Re-Housing	\$67,988.93	32.15%	\$67,988.93	32.15%
Data Collection (HMIS)	\$741.07	0.35%	\$741.07	0.35%
Administration	\$15,861.00	7.50%	\$15,861.00	7.50%
Funds Not Committed	\$0.00	0.00%	\$0.00	0.00%
Funds Remaining to Draw	\$0.00	0.00%	\$0.00	0.00%
<b>Total</b>	<b>\$211,474.00</b>	<b>100.00%</b>	<b>\$211,474.00</b>	<b>100.00%</b>



DRAFT



OXNARD, CA  
 2022

**24-Month Grant Expenditure Deadline**

All of the recipient's grant must be expended for eligible activity costs within 24 months after the date HUD signs the grant agreement with the recipient. Expenditure means either an actual cash disbursement for a direct charge for a good or service or an indirect cost or the accrual of a direct charge for a good or service or an indirect cost. This report uses draws in IDIS to measure expenditures. HUD allocated Fiscal Year 2011 ESG funds in two allocations. For FY2011, this Obligation Date is the date of the first allocation. This report does not list the Obligation Date, does not calculate the Expenditure Deadline, and does not track the Days Remaining for the FY 2011 second allocation.

Grant Amount: \$211,474.00

Grant Number	Draws to Date	HUD Obligation Date	Expenditure Deadline	Days Remaining to Meet Requirement Date	Expenditures Required
E22MC060534	\$211,474.00	09/14/2022	09/14/2024	(12)	\$0.00

**60% Cap on Emergency Shelter and Street Outreach**

The cap refers to the total amount of the recipient's fiscal year grant, allowed for emergency shelter and street outreach activities, is capped at 60 percent. This amount cannot exceed the greater of: (1) 60% of the overall grant for the year, or, (2) the amount of Fiscal Year 2010 ESG funds committed for homeless assistance activities. (Note: the HESG-CV grants are currently exempt from the 60% funding cap restrictions.)

Amount Committed to Shelter	Amount Committed to Street Outreach	Total Amount Committed to Shelter and Street Outreach	% Committed to Shelter and Street Outreach	2010 Funds Committed to Homeless Assistance Activities	Total Drawn for Shelter and Street Outreach	% Drawn for Shelter and Street Outreach
\$64,997.00	\$61,886.00	\$126,883.00	60.00%	\$94,396.00	\$126,883.00	60.00%

DRAFT

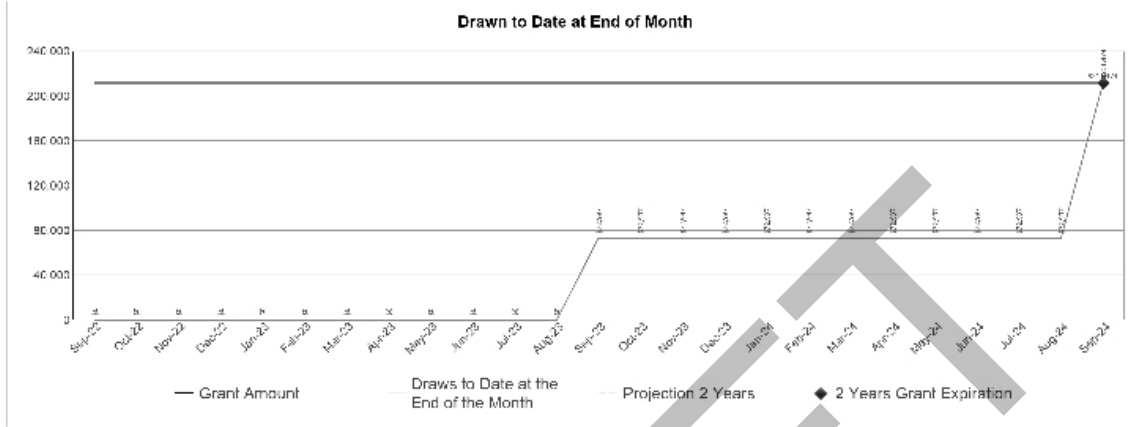




OXNARD, CA  
 2022

**ESG Draws By Month (at the total grant level):**

Grant Amount: 211,474.00



**ESG Draws By Quarter (at the total grant level):**

Quarter End Date	Draws for the Quarter	Draws to Date at the End of the Quarter	% Drawn for the Quarter	% Drawn to Date at End of Quarter
09/30/2022	\$0.00	\$0.00	0.00%	0.00%
12/31/2022	\$0.00	\$0.00	0.00%	0.00%
03/31/2023	\$0.00	\$0.00	0.00%	0.00%
06/30/2023	\$0.00	\$0.00	0.00%	0.00%
09/30/2023	\$72,996.62	\$72,996.62	34.52%	34.52%
12/31/2023	\$0.00	\$72,996.62	0.00%	34.52%
03/31/2024	\$0.00	\$72,996.62	0.00%	34.52%
06/30/2024	\$0.00	\$72,996.62	0.00%	34.52%
09/30/2024	\$138,477.38	\$211,474.00	65.48%	100.00%

DRAFT



U.S. Department of Housing and Urban Development  
 Office of Community Planning and Development  
 Integrated Disbursement and Information System  
 PR91 - ESG Financial Summary

DATE: 09-26-24  
 TIME: 15:30  
 PAGE: 4

OXNARD, CA  
 2022

**ESG Subrecipient Commitments and Draws by Activity Category :**

Subrecipient	Activity Type	Committed	Drawn
OXNARD	Data Collection (HMIS)	\$741.07	\$741.07
	Administration	\$15,861.00	\$15,861.00
	Total	\$16,602.07	\$16,602.07
	Total Remaining to be Drawn	\$0.00	\$0.00
	Percentage Remaining to be Drawn	0.00%	0.00%
MERCY HOUSE	Rapid Re-Housing	\$67,988.93	\$67,988.93
	Total	\$67,988.93	\$67,988.93
	Total Remaining to be Drawn	\$0.00	\$0.00
Turning Point Foundation	Shelter	\$36,101.00	\$36,101.00
	Total	\$36,101.00	\$36,101.00
	Total Remaining to be Drawn	\$0.00	\$0.00
The Kingdom Center	Shelter	\$28,896.00	\$28,896.00
	Total	\$28,896.00	\$28,896.00
	Total Remaining to be Drawn	\$0.00	\$0.00
THE SALVATION ARMY	Street Outreach	\$61,886.00	\$61,886.00
	Total	\$61,886.00	\$61,886.00
	Total Remaining to be Drawn	\$0.00	\$0.00

DRAFT



OXNARD, CA  
2022

**ESG Subrecipients by Activity Category**

Activity Type	Subrecipient
Street Outreach	THE SALVATION ARMY
Shelter	Turning Point Foundation
	The Kingdom Center
Rapid Re-Housing	MERCY HOUSE
Data Collection (HMIS)	OXNARD
Administration	OXNARD

DRAFT




OXNARD, CA  
 2023

**ESG Program Level Summary**

Grant Number	Total Grant Amount	Total Funds Committed	Total Funds Available to Commit	% of Grant Funds Not Committed	Grant Funds Drawn	% of Grant Funds Drawn	Available to Draw	% Remaining to Draw
E23MC060534	\$207,883.00	\$207,883.00	\$0.00	0.00%	\$93,201.10	44.83%	\$114,681.90	55.17%

**ESG Program Components**

Activity Type	Total Committed to Activities	% of Grant Committed	Drawn Amount	% of Grant Drawn
Street Outreach	\$63,000.00	30.31%	\$26,783.00	12.89%
Shelter	\$46,000.00	22.13%	\$46,000.00	22.13%
Homeless Prevention	\$0.00	0.00%	\$0.00	0.00%
Rapid Re-Housing	\$83,292.00	40.07%	\$20,418.10	9.82%
Data Collection (HMIS)	\$0.00	0.00%	\$0.00	0.00%
Administration	\$15,591.00	7.50%	\$0.00	0.00%
Funds Not Committed	\$0.00	0.00%	\$0.00	0.00%
Funds Remaining to Draw	\$0.00	0.00%	\$114,681.90	55.17%
<b>Total</b>	<b>\$207,883.00</b>	<b>100.00%</b>	<b>\$207,883.00</b>	<b>100.00%</b>



DRAFT



OXNARD, CA  
 2023

**24-Month Grant Expenditure Deadline**

All of the recipient's grant must be expended for eligible activity costs within 24 months after the date HUD signs the grant agreement with the recipient. Expenditure means either an actual cash disbursement for a direct charge for a good or service or an indirect cost or the accrual of a direct charge for a good or service or an indirect cost. This report uses draws in IDIS to measure expenditures. HUD allocated Fiscal Year 2011 ESG funds in two allocations. For FY2011, this Obligation Date is the date of the first allocation. This report does not list the Obligation Date, does not calculate the Expenditure Deadline, and does not track the Days Remaining for the FY 2011 second allocation.

Grant Amount: \$207,883.00

Grant Number	Draws to Date	HUD Obligation Date	Expenditure Deadline	Days Remaining to Meet Requirement Date	Expenditures Required
E23MC060534	\$93,201.10	09/22/2023	09/22/2025	361	\$114,681.90

**60% Cap on Emergency Shelter and Street Outreach**

The cap refers to the total amount of the recipient's fiscal year grant, allowed for emergency shelter and street outreach activities, is capped at 60 percent. This amount cannot exceed the greater of: (1) 60% of the overall grant for the year, or, (2) the amount of Fiscal Year 2010 ESG funds committed for homeless assistance activities. (Note: the HESG-CV grants are currently exempt from the 60% funding cap restrictions.)

Amount Committed to Shelter	Amount Committed to Street Outreach	Total Amount Committed to Shelter and Street Outreach	% Committed to Shelter and Street Outreach	2010 Funds Committed to Homeless Assistance Activities	Total Drawn for Shelter and Street Outreach	% Drawn for Shelter and Street Outreach
\$46,000.00	\$63,000.00	\$109,000.00	52.43%	\$94,396.00	\$72,783.00	35.01%

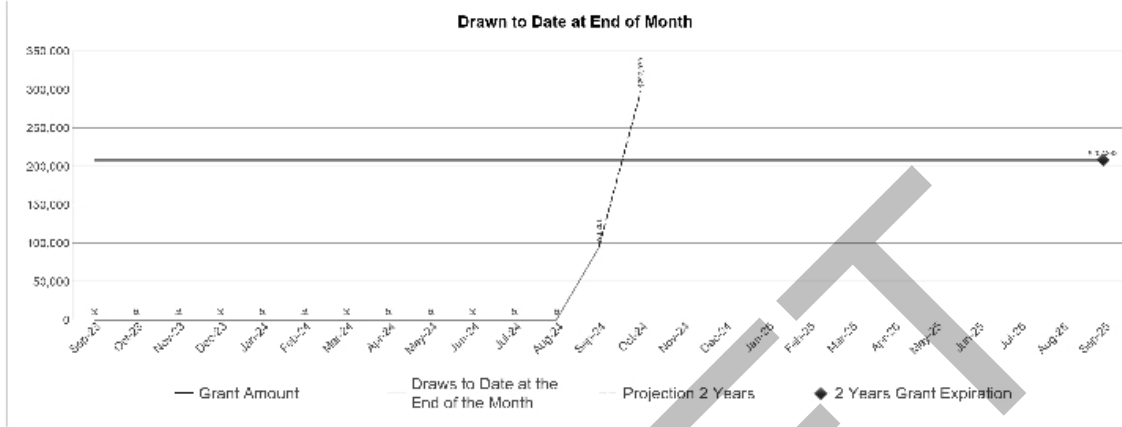
DRAFT



OXNARD, CA  
 2023

**ESG Draws By Month (at the total grant level):**

Grant Amount: 207,883.00



**ESG Draws By Quarter (at the total grant level):**

Quarter End Date	Draws for the Quarter	Draws to Date at the End of the Quarter	% Drawn for the Quarter	% Drawn to Date at End of Quarter
09/30/2023	\$0.00	\$0.00	0.00%	0.00%
12/31/2023	\$0.00	\$0.00	0.00%	0.00%
03/31/2024	\$0.00	\$0.00	0.00%	0.00%
06/30/2024	\$0.00	\$0.00	0.00%	0.00%
09/30/2024	\$93,201.10	\$93,201.10	44.83%	44.83%

DRAFT



U.S. Department of Housing and Urban Development  
 Office of Community Planning and Development  
 Integrated Disbursement and Information System  
 PR91 - ESG Financial Summary

DATE: 09-26-24  
 TIME: 15:30  
 PAGE: 9

OXNARD, CA  
 2023

**ESG Subrecipient Commitments and Draws by Activity Category :**

Subrecipient	Activity Type	Committed	Drawn
OXNARD	Administration	\$15,591.00	\$0.00
	Total	\$15,591.00	\$0.00
	Total Remaining to be Drawn	\$0.00	\$15,591.00
	Percentage Remaining to be Drawn	\$0.00	100.00%
MERCY HOUSE TRANSITIONAL LIVING CENTERS	Rapid Re-Housing	\$58,500.00	\$0.00
	Total	\$58,500.00	\$0.00
	Total Remaining to be Drawn	\$0.00	\$58,500.00
	Percentage Remaining to be Drawn	\$0.00	100.00%
TURNING POINT FOUNDATION	Shelter	\$46,000.00	\$46,000.00
	Total	\$46,000.00	\$46,000.00
	Total Remaining to be Drawn	\$0.00	\$0.00
	Percentage Remaining to be Drawn	\$0.00	0.00%
The Salvation Army - Ventura	Street Outreach	\$63,000.00	\$26,783.00
	Total	\$63,000.00	\$26,783.00
	Total Remaining to be Drawn	\$0.00	\$36,217.00
	Percentage Remaining to be Drawn	\$0.00	57.49%
United Way	Rapid Re-Housing	\$24,792.00	\$20,418.10
	Total	\$24,792.00	\$20,418.10
	Total Remaining to be Drawn	\$0.00	\$4,373.90
	Percentage Remaining to be Drawn	\$0.00	17.64%

DRAFT



OXNARD, CA  
2023

**ESG Subrecipients by Activity Category**

Activity Type	Subrecipient
Street Outreach	The Salvation Army - Ventura
Shelter	TURNING POINT FOUNDATION
Rapid Re-Housing	MERCY HOUSE TRANSITIONAL LIVING CENTERS
	United Way
Administration	OXNARD

DRAFT



**EXHIBIT XVII**

CDBG Section 3 Program Year 202

DRAFT



REPORT FOR CPD PROGRAM CDBG, HOME, HOME-ARP  
 PGM YR 2023

Section 3 Total By Program		CDBG
Total Number of Activities		3
Total Labor Hours		906
Section 3 Worker Hours		246
Targeted Section 3 Worker Hours		0
<b>Qualitative Efforts</b>		
A	Outreach efforts to generate job applicants who are Public Housing Targeted Workers	0
B	Outreach efforts to generate job applicants who are Other Funding Targeted Workers	0
C	Direct, on-the-job training (including apprenticeships)	1
D	Indirect training such as arranging for, contracting for, or paying tuition for, off-site training	0
E	Technical assistance to help Section 3 workers compete for jobs (e.g., resume assistance, coaching)	1
F	Outreach efforts to identify and secure bids from Section 3 business concerns	0
G	Technical assistance to help Section 3 business concerns understand and bid on contracts	0
H	Division of contracts into smaller jobs to facilitate participation by Section 3 business concerns	0
I	Provided or connected residents with assistance in seeking employment including: drafting resumes, preparing for interviews, finding job opportunities, connecting residents to job placement services	0
J	Held one or more job fairs	0
K	Provided or connected residents with supportive services that can provide direct services or referrals	0
L	Provided or connected residents with supportive services that provide one or more of the following: work readiness health screenings, interview clothing, uniforms, test fees, transportation	0
M	Assisted residents with finding child care	0
N	Assisted residents to apply for/attend community college or a four year educational institution	0
O	Assisted residents to apply for or attend vocational/technical training	0
P	Assisted residents to obtain financial literacy training and/or coaching	0
Q	Bonding assistance, guarantees, or other efforts to support viable bids from Section 3 business concerns	0
R	Provided or connected residents with training on computer use or online technologies	0
S	Promoting the use of a business registry designed to create opportunities for disadvantaged and small businesses	0
T	Outreach, engagement, or referrals with the state one-stop system, as designed in Section 121(e)(2) of the Workforce Innovation and Opportunity Act	0
U	Other	0



Section 3 Details By Program, Program Year & Activity

Program	Program Year	Field Office	Grantee	Activity ID	Activity Name	Qualitative Efforts - Other Effort Description	Total Labor Hours	S3 Worker Hours	S3W Benchmark Met (25%)	Targeted S3W Hours	Targeted S3W Benchmark Met (5%)	A	B	C	D	E	F	G	H	I	J	K	L	M	N	O	P	Q	R	S	T	U
CDBG	2023	LOS ANGELES	OXNARD	2190	DB-17 COMM CENTER EAST PARK IMP		906	246	Yes	0	No			X	X																	
CDBG	2023	LOS ANGELES	OXNARD	2308	WILSON PARK INCLUSIVE PLAYGROUND		0	0	No	0	No																					
CDBG	2023	LOS ANGELES	OXNARD	2309	PLEASANT VALLEY PARK RESTROOM PROJECT		0	0	No	0	No																					
CDBG	2023	<b>Total for 2023</b>					906	246	1	0	0	0	0	1	0	1	0	0	0	0	0	0	0	0	0	0	0	0	0	0	0	
CDBG	<b>Total</b>						906	246	1	0	0	0	0	1	0	1	0	0	0	0	0	0	0	0	0	0	0	0	0	0	0	

Legend

- A Outreach efforts to generate job applicants who are Public Housing Targeted Workers
- B Outreach efforts to generate job applicants who are Other Funding Targeted Workers
- C Direct, on-the-job training (including apprenticeships)
- D Indirect training such as arranging for, contracting for, or paying tuition for, off-site training
- E Technical assistance to help Section 3 workers compete for jobs (e.g., resume assistance, coaching)
- F Outreach efforts to identify and secure bids from Section 3 business concerns
- G Technical assistance to help Section 3 business concerns understand and bid on contracts
- H Division of contracts into smaller jobs to facilitate participation by Section 3 business concerns
- I Provided or connected residents with assistance in seeking employment including: drafting resumes, preparing for interviews, finding job opportunities, connecting residents to job placement services
- J Held one or more job fairs
- K Provided or connected residents with supportive services that can provide direct services or referrals
- L Provided or connected residents with supportive services that provide one or more of the following: work readiness health screenings, interview clothing, uniforms, test fees, transportation
- M Assisted residents with finding child care
- N Assisted residents to apply for/attend community college or a four year educational institution
- O Assisted residents to apply for or attend vocational/technical training
- P Assisted residents to obtain financial literacy training and/or coaching
- Q Bonding assistance, guarantees, or other efforts to support viable bids from Section 3 business concerns
- R Provided or connected residents with training on computer use or online technologies
- S Promoting the use of a business registry designed to create opportunities for disadvantaged and small businesses
- T Outreach, engagement, or referrals with the state one-stop system, as designed in Section 121(e)(2) of the Workforce Innovation and Opportunity Act
- U Other

SAGE Report:  
HUD ESG CAPER 2023  
and  
ESG-CV Report Aggregator FY  
2023-2024  
Quarter 12

DRAFT

**Step 1: Dates**

7/1/2023 to 6/30/2024

**Step 2: Contact Information**

First Name Michael  
 Middle Name  
 Last Name Skinner  
 Suffix  
 Title  
 Street Address 1 435 S. D Street  
 Street Address 2  
 City Oxnard  
 State California  
 ZIP Code 93030  
 E-mail Address michael.skinner@oxnard.org  
 Phone Number (805)385-8033  
 Extension  
 Fax Number

**Step 4: Grant Information**

**Emergency Shelter Rehab/Conversion**

Did you create additional shelter beds/units through an ESG-funded rehab project **No**  
 Did you create additional shelter beds/units through an ESG-funded conversion project **No**

**Data Participation Information**

Are there any funded projects, except HMIS or Admin, which are not listed on the Project Links and Uploads form? This includes projects in the HMIS and from VSP **No**



## Step 5: Project Outcomes

Project outcomes are required for all CAPERS where the program year start date is 1-1-2021 or later. This form replaces the narrative in CR-70 of the eCon Planning Suite.

From the Action Plan that covered ESG for this reporting period copy and paste or retype the information in Question 5 on screen AP-90: "Describe performance standards for evaluating ESG."

**PERFORMANCE MEASURES:** Performance measures are in place to ensure the efficient administration of all HESG funded activities. Along with utilization of HMIS, these measures will hopefully help reduce the length of time of family and individuals remain homelessness, reduce the overall incidence of homelessness and monitor the overall use of emergency shelters. Some of the activity measures are as follows:

- **Emergency Shelters:** Excluding winter shelters, must document placement of a minimum of 10 percent of homeless persons or households served in the Program Year into transitional or permanent housing.
- **Transitional Housing:** must be able to document placement of a minimum of 50 percent of households who completed the transitional housing program in the Program Year into permanent housing. "Household" is defined as all clients including single individuals and families.
- **Rapid Re-housing:** must show continued housing of clients receiving assistance for at least three months after receiving assistance. This should be done via case management of clients, documentation and HMIS entry and exit dates.
- **Eviction Prevention:** must show continued housing of clients receiving assistance for at least three months. This should be done via case management of clients, documentation and HMIS entry and exit dates.
- **All clients,** with the exception of victims of domestic violence, must be entered into Regional HMIS within 15 days of receiving services and must be exited from the system within 30 day of program completion or termination.
- **MINIMUM STANDARDS:** Sub-grantees are expected to have taken steps to meet the Minimum Standards for Homeless Programs within thirty days of executing the Program Year contract.
- **BUILDING AND HABITABILITY STANDARDS:** Any building for which HESG funding is used for renovation, major rehabilitation or conversion must meet local government safety and sanitation standards. The Sub-Grantee must meet a number of basic standards to ensure that shelter and housing facilities funded through the HESG program are safe, sanitary and adequately maintained.
- **MONITORING:** City staff will monitor the use of grant funds through a combination of a thorough review of submitted reports, review of audit or financial statements, and monitoring and site visits.

The City will continue to develop and implement eligible activities using the grant funds and through the monitoring and review processes and techniques in order to comply with the federal specific requirements.

Based on the information from the Action Plan response previously provided to HUD:

1. Briefly describe how you met the performance standards identified in A-90 this program year. If they are not measurable as written type in N/A as the answer.

In FY 2023-24 Turning Point Foundation (TPF) Our Place Safe Haven served 13 homeless adults with mentally health challenges who identify Oxnard as their community of residence by providing emergency shelter and a variety of services. TPF reported in the HMIS system a total of 48 unduplicated homeless adults during the year from localities across Ventura County which consisted of 13 who identified as Oxnard residents. TPF provided overnight shelter, case management and support services aimed at stabilizing mental and physical health and obtaining permanent housing.

In FY 2023-24 the Salvation Army provided street outreach services to 322 homeless individuals. The Outreach team has continued working diligently with the homeless population by providing resources, meals, hygiene kits and vouchers on an as-need basis. The Outreach team provided case management and focused on rapid placement with connections to appropriate supportive services occurring concurrently, helping reduce the length of time a person remains homeless.

In FY 2023-24, United Way of Ventura County has utilized HESG funds to house 18 households and 25 individuals. HMIS is reporting 27 clients but there was a household of two entered by error into HESG who had been housed through another grant.

During FY 2023-24, Mercy House has served 15 homeless households including 15 individuals through the HESG program. Of those served 15 households have successfully secured housing exceeding the program's goal to house 8 households. The average length of time to secure housing has been 42 days. All 15 people served have exited the program, 100% have exited successfully to permanent housing destinations including 6 who have exited without an ongoing housing subsidy.

2. Briefly describe what you did not meet and why. If they are not measurable as written type in N/A as the answer.

N/A

OR

3. If your standards were not written as measurable, provide a sample of what you will change them to in the future? If they were measurable and you answered above type in N/A as the answer.

N/A

Step 6: Financial Information

ESG Information from IDIS

As of 9/13/2024

FY	Grant Number	Current Authorized Amount	Funds Committed By Recipient	Funds Drawn	Balance Remaining	Obligation Date	Expenditure
Total		\$2,178,271.00	\$2,173,338.32	\$2,057,915.35	\$2,057,915.35	\$120,355.65	
2023	E23MC060534	\$207,883.00	\$207,883.00	\$93,201.10	\$93,201.10	\$114,681.90	9/22/2023
2022	E22MC060534	\$211,474.00	\$211,474.00	\$210,732.93	\$210,732.93	\$741.07	9/14/2022
2021	E21MC060534	\$219,551.00	\$214,618.32	\$214,618.32	\$214,618.32	\$4,932.68	8/18/2021
2020	E20MC060534	\$221,083.00	\$221,083.00	\$221,083.00	\$221,083.00	\$0	8/7/2020
2019	E19MC060534	\$212,361.00	\$212,361.00	\$212,361.00	\$212,361.00	\$0	7/31/2019
2018	E18MC060534	\$196,549.00	\$196,549.00	\$196,549.00	\$196,549.00	\$0	10/3/2018
2017	E17MC060534	\$198,164.00	\$198,164.00	\$198,164.00	\$198,164.00	\$0	10/19/2017
2016	E16MC060534	\$191,905.00	\$191,905.00	\$191,905.00	\$191,905.00	\$0	8/31/2016
2015	E15MC060534	\$191,219.00	\$191,219.00	\$191,219.00	\$191,219.00	\$0	8/10/2015

Expenditures	2023		2022		2021		2020		2019		2018	
	Yes	No	Yes	No	Yes	No	Yes	No	Yes	No	Yes	No
	FY2023 Annual ESG Funds for				FY2022 Annual ESG Funds for							
<b>Homelessness Prevention</b>	Non-COVID				Non-COVID							
Rental Assistance												
Relocation and Stabilization Services - Financial Assistance												
Relocation and Stabilization Services - Services												
Hazard Pay (unique activity)												
Landlord Incentives (unique activity)												
Volunteer Incentives (unique activity)												
Training (unique activity)												
<b>Homeless Prevention Expenses</b>		0.00		0.00								
	FY2023 Annual ESG Funds for				FY2022 Annual ESG Funds for							
<b>Rapid Re-Housing</b>	Non-COVID				Non-COVID							
Rental Assistance		3,004.00		17,147.50								
Relocation and Stabilization Services - Financial Assistance		11,910.00		20,182.50								
Relocation and Stabilization Services - Services		5,504.10		30,658.93								
Hazard Pay (unique activity)												
Landlord Incentives (unique activity)												
Volunteer Incentives (unique activity)												
Training (unique activity)												
<b>RRH Expenses</b>		20,418.10		67,988.93								
	FY2023 Annual ESG Funds for				FY2022 Annual ESG Funds for							
<b>Emergency Shelter</b>	Non-COVID				Non-COVID							
Essential Services		29,963.56										
Operations		16,036.44										
Renovation												
Major Rehab												
Conversion												
Hazard Pay (unique activity)												
Volunteer Incentives (unique activity)												
Training (unique activity)												
<b>Emergency Shelter Expenses</b>		46,000.00		0.00								
	FY2023 Annual ESG Funds for				FY2022 Annual ESG Funds for							

<b>Temporary Emergency Shelter</b>	<b>Non-COVID</b>	<b>Non-COVID</b>
Essential Services		
Operations		
Leasing existing real property or temporary structures		
Acquisition		
Renovation		
Hazard Pay <i>(unique activity)</i>		
Volunteer Incentives <i>(unique activity)</i>		
Training <i>(unique activity)</i>		
Other Shelter Costs		
<b>Temporary Emergency Shelter Expenses</b>		
	<b>FY2023 Annual ESG Funds for</b>	<b>FY2022 Annual ESG Funds for</b>
	<b>Non-COVID</b>	<b>Non-COVID</b>
<b>Street Outreach</b>		
Essential Services	26,783.00	61,886.00
Hazard Pay <i>(unique activity)</i>		
Volunteer Incentives <i>(unique activity)</i>		
Training <i>(unique activity)</i>		
Handwashing Stations/Portable Bathrooms <i>(unique activity)</i>		
<b>Street Outreach Expenses</b>	<b>26,783.00</b>	<b>61,886.00</b>
	<b>FY2023 Annual ESG Funds for</b>	<b>FY2022 Annual ESG Funds for</b>
	<b>Non-COVID</b>	<b>Non-COVID</b>
<b>Other ESG Expenditures</b>		
Cell Phones - for persons in CoC/YHDP funded projects <i>(unique activity)</i>		
Coordinated Entry COVID Enhancements <i>(unique activity)</i>		
Training <i>(unique activity)</i>		
Vaccine Incentives <i>(unique activity)</i>		
HMIS	0.00	741.07
Administration	0.00	7,861.38
<b>Other Expenses</b>	<b>0.00</b>	<b>8,602.45</b>
	<b>FY2023 Annual ESG Funds for</b>	<b>FY2022 Annual ESG Funds for</b>
	<b>Non-COVID</b>	<b>Non-COVID</b>
<b>Total Expenditures</b>	<b>93,201.10</b>	<b>138,477.38</b>
Match	93,201.10	138,477.38
<b>Total ESG expenditures plus match</b>	<b>186,402.20</b>	<b>276,954.76</b>

**Total expenditures plus match for all years**

**Step 7: Sources of Match**

	FY2023	FY2022	FY2021	FY2020	FY2019	FY2018	FY2017	FY2016	FY2015
Total regular ESG plus COVID expenditures brought forward	\$138,477.38	\$93,201.10	\$0.00	\$0.00	\$0.00	\$0.00	\$0.00	\$0.00	\$0.00
Total ESG used for COVID brought forward	\$0.00	\$0.00	\$0.00	\$0.00	\$0.00	\$0.00	\$0.00	\$0.00	\$0.00
Total ESG used for regular expenses which requires a match	\$138,477.38	\$93,201.10	\$0.00	\$0.00	\$0.00	\$0.00	\$0.00	\$0.00	\$0.00
Match numbers from financial form	\$138,477.38	\$93,201.10	\$0.00	\$0.00	\$0.00	\$0.00	\$0.00	\$0.00	\$0.00
Match Percentage	100.00%	100.00%	0%	0%	0%	0%	0%	0%	0%

Match Source	FY2023	FY2022	FY2021	FY2020	FY2019	FY2018	FY2017	FY2016	FY2015
Other Non-ESG HUD Funds									
Other Federal Funds	46,000.00								
State Government	20,418.10								
Local Government		76,591.38							
Private Funds	26,783.00	58,060.00							
Other									
Fees									
Program Income									
<b>Total Cash Match</b>	<b>93,201.10</b>	<b>134,651.38</b>	<b>0.00</b>	<b>0.00</b>	<b>0.00</b>	<b>0.00</b>	<b>0.00</b>	<b>0.00</b>	<b>0.00</b>
Non Cash Match		3,826.00							
<b>Total Match</b>	<b>93,201.10</b>	<b>138,477.38</b>	<b>0.00</b>	<b>0.00</b>	<b>0.00</b>	<b>0.00</b>	<b>0.00</b>	<b>0.00</b>	<b>0.00</b>

**Step 8: Program Income**

Program income is the income received by the recipient or subrecipient directly generated by a grant supported activity. Program income is defined in 2 CFR §200.307. More information is also available in the ESG CAPER Guidebook in the resources tab above.

Did the recipient earn program income from any ESG project during the program year?



Aggregates data from CAPERs submitted to HUD by selected criteria (project type and/or specific question)

**i** Due to changes in the CAPER as of 10/1/2023, some tables have been retired and replaced by updated versions. Depending on the date range of data included, you will automatically see previous versions of those tables, new ones, or both. Tables that are retired as of 10/1/2023 are marked as such in their title.

Instructions: Select an option for each filter. **Aggregate mode** sums data together from separate CAPERs and presents the output as the regular CAPER table shell. **Details mode** outputs one row for each included CAPER, with a column for each cell of data. Data in Q4 can't be summed, and only outputs in details mode.

In aggregate mode, numbers in green italics have been recalculated or weighted based on available totals.

If you attempt to pull an entire CAPER, especially aggregating over many recipients, you may have to wait several minutes for the result. Use the "Email me" button to run the report and email you the results when it's complete. You can navigate to other pages in Sage while that's running.

"Year" means the year of the start date for the submission.

This Aggregator uses data from reports with a status of Review in Progress, Reviewed, or Submitted.

**Report criteria**

Year

Recipient - ESG Grant  Selected: ESG: Oxnard - CA

(1 selected)

*TIP: Hold down the CTRL key on the keyboard and click with the mouse in order to select more than one Recipient - ESG Grant.*

**CAPER Project Type**

*TIP: Hold down the CTRL key on the keyboard and click with the mouse in order to select more than one choice.*

- (all)
- Day Shelter
- Emergency Shelter - Night-by-Night
- Emergency Shelter - Entry Exit
- Homelessness Prevention
- PH - Rapid Re-Housing
- Street Outreach
- Transitional Housing
- archived
- Coordinated Assessment
- Services Only

View report as  Aggregate / summary  Details / data  Both aggregate and details

**Q04a: Project Identifiers in HMIS**

Row ID	Project Info Row ID	Entity ID	Entity Name	Report Start Date	Report End Date	Organization Name	Project Name	Project Type	Q4A Org Name	Q4A Org Id	Q4A Project Name	Q4A Project Id
11916186	11916186	106377	ESG: Oxnard - CA	7/1/2023	6/30/2024	Mercy House	Rapid ReHousing	PH - Rapid Re-Housing	Mercy House	258	Mercy House - Oxnard ESG RRP	296
12249954	12249954	106377	ESG: Oxnard - CA	7/1/2023	6/30/2024	The Salvation Army	City of Oxnard Street Outreach	Street Outreach	Salvation Army - Street Outrea	105	Salvation Army - City of Oxnar	316

Row ID	Project Info Row ID	Entity ID	Entity Name	Report Start Date	Report End Date	Organization Name	Project Name	Project Type	Q4A Org Name	Q4A Org Id	Q4A Project Name	Q4A Project Id
11911782	11911782	106377	ESG: Oxnard - CA	7/1/2023	6/30/2024	Turning Point Foundation	Our Place Safe Haven	Emergency Shelter - Entry Exit	Turning Point	11	Turning Point, Our Place Safe	30
11911824	11911824	106377	ESG: Oxnard - CA	7/1/2023	6/30/2024	Turning Point Foundation	Our Place Safe Haven Expansion	Emergency Shelter - Entry Exit	Turning Point	11	Turning Point, Our Place Safe	306
11868604	11868604	106377	ESG: Oxnard - CA	7/1/2023	6/30/2024	United Way of Ventura County	Landlord Engagement Program	PH - Rapid Re-Housing	United Way of Ventura County	356	United Way of Ventura County -	417

CSV uploads containing multiple project rows in Q4 will display as separate rows here using the same value in Project Info Row ID.

DRAFT

Aggregates data from CAPERs submitted to HUD by selected criteria (project type and/or specific question)

**i** Due to changes in the CAPER as of 10/1/2023, some tables have been retired and replaced by updated versions. Depending on the date range of data included, you will automatically see previous versions of those tables, new ones, or both. Tables that are retired as of 10/1/2023 are marked as such in their title.

Instructions: Select an option for each filter. **Aggregate mode** sums data together from separate CAPERs and presents the output as the regular CAPER table shell. **Details mode** outputs one row for each included CAPER, with a column for each cell of data. Data in Q4 can't be summed, and only outputs in details mode.

In aggregate mode, numbers in green italics have been recalculated or weighted based on available totals.

If you attempt to pull an entire CAPER, especially aggregating over many recipients, you may have to wait several minutes for the result. Use the "Email me" button to run the report and email you the results when it's complete. You can navigate to other pages in Sage while that's running.

"Year" means the year of the start date for the submission.

This Aggregator uses data from reports with a status of Review in Progress, Reviewed, or Submitted.

**Report criteria**

Year

Recipient - ESG Grant  Selected: ESG: Oxnard - CA

(1 selected)

*TIP: Hold down the CTRL key on the keyboard and click with the mouse in order to select more than one Recipient - ESG Grant.*

**CAPER Project Type**

*TIP: Hold down the CTRL key on the keyboard and click with the mouse in order to select more than one choice.*

- (all)
- Day Shelter
- Emergency Shelter - Night-by-Night
- Emergency Shelter - Entry Exit
- Homelessness Prevention
- PH - Rapid Re-Housing
- Street Outreach
- Transitional Housing
- archived
- Coordinated Assessment
- Services Only

View report as  Aggregate / summary  Details / data  Both aggregate and details

**Grant List**

Showing 1 to 1 of 1 entries Show  entries    Filter:

Jurisdiction	Type	Start Date	End Date	Current Status
	CAPER	7/1/2023	6/30/2024	Submitted

Showing 1 to 1 of 1 entries Show  entries Previous  Next



**Q04a: Project Identifiers in HMIS**

● Please select details mode in the filters above to see Q4 information.

CSV uploads containing multiple project rows in Q4 will display as separate rows here using the same value in Project Info Row ID.

**Q05a: Report Validations Table**

Category	Count of Clients for DQ	Count of Clients
Total Number of Persons Served	90	412
Number of Adults (Age 18 or Over)	90	409
Number of Children (Under Age 18)	0	1
Number of Persons with Unknown Age	0	2
Number of Leavers	56	74
Number of Adult Leavers	56	74
Number of Adult and Head of Household Leavers	56	74
Number of Stayers	338	338
Number of Adult Stayers	34	335
Number of Veterans	4	14
Number of Chronically Homeless Persons	52	158
Number of Youth Under Age 25	5	17
Number of Parenting Youth Under Age 25 with Children	0	0
Number of Adult Heads of Household	82	387
Number of Child and Unknown-Age Heads of Household	0	2
Heads of Households and Adult Stayers in the Project 365 Days or More	0	286

● Effective 1/1/2023, this question includes separate columns for totals relevant to the DQ questions and totals relevant to the entire APR. Data uploaded prior to 1/1/2023 has been bulk updated to use the same totals for both columns in order to support calculations in the Aggregator.

**Q06a: Data Quality: Personally Identifying Information**

	Client Doesn't Know/Prefer Not to Answer	Information Missing	Data Issues	Total	% of Issue Rate
Name	0	0	0	0	0%
Social Security Number	2	2	1	3	3.33%
Date of Birth	0	0	0	0	0%
Race/Ethnicity	0	0	0	0	0%
Gender	0	0	0	0	0%
Overall Score	0	0	0	3	3.33%

New as of 10/1/2023.  
Numbers in green italics have been recalculated or weighted based on available totals.

**Q06b: Data Quality: Universal Data Elements**

Data Element	Client Doesn't Know/Prefer Not to Answer	Information Missing	Data Issues	Total	% of Issue Rate
Veteran Status	0	1	0	1	1.77%
Project Start Date	0	0	0	0	0%
Relationship to Head of Household	0	0	0	0	0%
Enrollment CoC	0	5	0	5	6.10%
Disabling Condition	1	5	2	8	8.69%

Numbers in green italics have been recalculated or weighted based on available totals.

**Q06c: Data Quality: Income and Housing Data Quality**

Data Element	Client Doesn't Know/Prefer Not to Answer	Information Missing	Data Issues	Total	% of Error Rate
Destination	0	0	0	0	0%
Income and Sources at Start	0	9	7	16	17.78%
Income and Sources at Annual Assessment	0	0	0	0	0
Income and Sources at Exit	0	8	3	11	19.64%

Numbers in green italics have been recalculated or weighted based on available totals.

**Q06d: Data Quality: Chronic Homelessness**

Entering into project type	Count of Total Records	Missing Time in Institution	Missing Time in Housing	Approximate Date Started DK/R/missing	Number of Times DK/R/missing	Number of Months DK/R/missing	% of Records Unable to Calculate
ES-EE, ES-NbN, SH, Street Outreach	48	0	0	15	5	7	33.33%
TH	0	0	0	0	0	0	0
PH (All)	42	0	0	3	1	1	7.14%
CE	0	0	0	0	0	0	0
SSQ, Day Shelter, HP	0	0	0	0	0	0	0
Total	90	0	0	0	0	0	21.13%

Numbers in green italics have been recalculated or weighted based on available totals.

**Q06e: Data Quality: Timeliness**

Time for Record Entry	Number of Project Start Records	Number of Project Exit Records
< 0 days	0	0
0 days	17	7
1-3 Days	18	8
4-6 Days	4	3
7-10 Days	2	7
11+ Days	34	31

**Q06f: Data Quality: Inactive Records: Street Outreach & Emergency Shelter**

Data Element	# of Records	# of Inactive Records	% of Inactive Records
Contact (Adults and Heads of Household in Street Outreach or ES - NbN)	298	298	100.00%
Bed Night (All Clients in ES - NbN)	0	0	0

Numbers in green italics have been recalculated or weighted based on available totals.

**Q07a: Number of Persons Served**

	Total	Without Children	With Children and Adults	With Only Children	Unknown Household Type
Adults	409	409	0	0	0
Children	1	0	0	1	0
Client Doesn't Know/Prefers Not to Answer	0	0	0	0	0
Data Not Collected	2	0	0	0	2
<b>Total</b>	<b>412</b>	<b>409</b>	<b>0</b>	<b>1</b>	<b>2</b>
For PSH & RRH – the total persons served who moved into housing	23	23	0	0	0

**Q07b: Point-in-Time Count of Persons on the Last Wednesday**

	Total	Without Children	With Children and Adults	With Only Children	Unknown Household Type
January	316	313	0	1	2
April	319	316	0	1	2
July	322	320	0	1	1
October	317	314	0	1	2

**Q08a: Households Served**

	Total	Without Children	With Children and Adults	With Only Children	Unknown Household Type
Total Households	389	387	0	0	2
For PSH & RRH – the total households served who moved into housing	21	21	0	0	0

**Q08b: Point-in-Time Count of Households on the Last Wednesday**

	Total	Without Children	With Children and Adults	With Only Children	Unknown Household Type
January	301	299	0	0	2
April	304	302	0	0	2
July	307	306	0	0	1
October	304	302	0	0	2

**Q09a: Number of Persons Contacted**

Number of Persons Contacted	All Persons Contacted	First contact – NOT staying on the Streets, ES-EE, ES-NbN, or SH	First contact – WAS staying on Streets, ES-EE, ES-NbN, or SH	First contact – Worker unable to determine
Once	0	0	0	0
2-5 Times	0	0	0	0
6-9 Times	0	0	0	0
10+ Times	0	0	0	0
<b>Total Persons Contacted</b>	<b>0</b>	<b>0</b>	<b>0</b>	<b>0</b>

**Q09b: Number of Persons Newly Engaged**

Number of Persons Engaged	All Persons Contacted	First contact – NOT staying on the Streets, ES-EE, ES-NbN, or SH	First contact – WAS staying on Streets, ES-EE, ES-NbN, or SH	First contact – Worker unable to determine
Once	0	0	0	0
2-5 Contacts	0	0	0	0
6-9 Contacts	0	0	0	0
10+ Contacts	0	0	0	0
Total Persons Engaged	0	0	0	0
Rate of Engagement	0	0	0	0

Numbers in green italics have been recalculated or weighted based on available totals.

**Q10a: Gender**

	Total	Without Children	With Children and Adults	With Only Children	Unknown Household Type
Woman	161	160	0	0	1
Man	247	245	0	1	1
Culturally Specific Identity	0	0	0	0	0
Transgender	1	1	0	0	0
Non-Binary	2	2	0	0	0
Questioning	0	0	0	0	0
Different Identity	0	0	0	0	0
Woman/Man	0	0	0	0	0
Woman/Culturally Specific Identity	0	0	0	0	0
Woman/Transgender	1	1	0	0	0
Woman/Non-Binary	0	0	0	0	0
Woman/Questioning	0	0	0	0	0
Woman/Different Identity	0	0	0	0	0
Man/Culturally Specific Identity	0	0	0	0	0
Man/Transgender	0	0	0	0	0
Man/Non-Binary	0	0	0	0	0
Man/Questioning	0	0	0	0	0
Man/Different Identity	0	0	0	0	0
Culturally Specific Identity/Transgender	0	0	0	0	0
Culturally Specific Identity/Non-Binary	0	0	0	0	0
Culturally Specific Identity/Questioning	0	0	0	0	0
Culturally Specific Identity/Different Identity	0	0	0	0	0
Transgender/Non-Binary	0	0	0	0	0
Transgender/Questioning	0	0	0	0	0
Transgender/Different Identity	0	0	0	0	0
Non-Binary/Questioning	0	0	0	0	0
Non-Binary/Different Identity	0	0	0	0	0
Questioning/Different Identity	0	0	0	0	0
More than 2 Gender Identities Selected	0	0	0	0	0
Client Doesn't Know/Preferes Not to Answer	0	0	0	0	0
Data Not Collected	0	0	0	0	0
<b>Total</b>	<b>412</b>	<b>409</b>	<b>0</b>	<b>1</b>	<b>2</b>

New as of 10/1/2023.

Q10d: Gender by Age Ranges

	Total	Under Age 18	Age 18-24	Age 25-64	Age 65+	Client Doesn't Know/Prefers Not to Answer	Data Not Collected
Woman	161	0	9	132	19	0	1
Man	247	1	8	198	39	0	1
Culturally Specific Identity	0	0	0	0	0	0	0
Transgender	1	0	0	1	0	0	0
Non-Binary	2	0	0	2	0	0	0
Questioning	0	0	0	0	0	0	0
Different Identity	0	0	0	0	0	0	0
Woman/Man	0	0	0	0	0	0	0
Woman/Culturally Specific Identity	0	0	0	0	0	0	0
Woman/Transgender	1	0	0	1	0	0	0
Woman/Non-Binary	0	0	0	0	0	0	0
Woman/Questioning	0	0	0	0	0	0	0
Woman/Different Identity	0	0	0	0	0	0	0
Man/Culturally Specific Identity	0	0	0	0	0	0	0
Man/Transgender	0	0	0	0	0	0	0
Man/Non-Binary	0	0	0	0	0	0	0
Man/Questioning	0	0	0	0	0	0	0
Man/Different Identity	0	0	0	0	0	0	0
Culturally Specific Identity/Transgender	0	0	0	0	0	0	0
Culturally Specific Identity/Non-Binary	0	0	0	0	0	0	0
Culturally Specific Identity/Questioning	0	0	0	0	0	0	0
Culturally Specific Identity/Different Identity	0	0	0	0	0	0	0
Transgender/Non-Binary	0	0	0	0	0	0	0
Transgender/Questioning	0	0	0	0	0	0	0
Transgender/Different Identity	0	0	0	0	0	0	0
Non-Binary/Questioning	0	0	0	0	0	0	0
Non-Binary/Different Identity	0	0	0	0	0	0	0
Questioning/Different Identity	0	0	0	0	0	0	0
More than 2 Gender Identities Selected	0	0	0	0	0	0	0
Client Doesn't Know/Prefers Not to Answer	0	0	0	0	0	0	0
Data Not Collected	0	0	0	0	0	0	0
<b>Total</b>	<b>412</b>	<b>1</b>	<b>17</b>	<b>334</b>	<b>58</b>	<b>0</b>	<b>2</b>

New as of 10/1/2023.



**Q11: Age**

	Total	Without Children	With Children and Adults	With Only Children	Unknown Household Type
Under 5	0	0	0	0	0
5-12	0	0	0	0	0
13-17	1	0	0	1	0
18-24	17	17	0	0	0
25-34	44	44	0	0	0
35-44	76	76	0	0	0
45-54	110	110	0	0	0
55-64	104	104	0	0	0
65+	58	58	0	0	0
Client Doesn't Know/Prefers Not to Answer	0	0	0	0	0
Data Not Collected	2	0	0	0	2
<b>Total</b>	<b>412</b>	<b>409</b>	<b>0</b>	<b>1</b>	<b>2</b>

New as of 10/1/2023.

DRAFT

Q12: Race and Ethnicity

	Total	Without Children	With Children and Adults	With Only Children	Unknown Household Type
American Indian, Alaska Native, or Indigenous	4	4	0	0	0
Asian or Asian American	3	3	0	0	0
Black, African American, or African	42	42	0	0	0
Hispanic/Latina/e/o	22	22	0	0	0
Middle Eastern or North African	1	1	0	0	0
Native Hawaiian or Pacific Islander	2	2	0	0	0
White	121	121	0	0	0
Asian or Asian American & American Indian, Alaska Native, or Indigenous	0	0	0	0	0
Black, African American, or African & American Indian, Alaska Native, or Indigenous	1	1	0	0	0
Hispanic/Latina/e/o & American Indian, Alaska Native, or Indigenous	1	1	0	0	0
Middle Eastern or North African & American Indian, Alaska Native, or Indigenous	0	0	0	0	0
Native Hawaiian or Pacific Islander & American Indian, Alaska Native, or Indigenous	0	0	0	0	0
White & American Indian, Alaska Native, or Indigenous	6	6	0	0	0
Black, African American, or African & Asian or Asian American	0	0	0	0	0
Hispanic/Latina/e/o & Asian or Asian American	0	0	0	0	0
Middle Eastern or North African & Asian or Asian American	0	0	0	0	0
Native Hawaiian or Pacific Islander & Asian or Asian American	0	0	0	0	0
White & Asian or Asian American	2	2	0	0	0
Hispanic/Latina/e/o & Black, African American, or African	3	3	0	0	0
Middle Eastern or North African & Black, African American, or African	0	0	0	0	0
Native Hawaiian or Pacific Islander & Black, African American, or African	0	0	0	0	0
White & Black, African American, or African	3	3	0	0	0
Middle Eastern or North African & Hispanic/Latina/e/o	0	0	0	0	0
Native Hawaiian or Pacific Islander & Hispanic/Latina/e/o	0	0	0	0	0
White & Hispanic/Latina/e/o	189	186	0	1	2
Native Hawaiian or Pacific Islander & Middle Eastern or North African	0	0	0	0	0
White & Middle Eastern or North African	0	0	0	0	0
White & Native Hawaiian or Pacific Islander	0	0	0	0	0
Multiracial - more than 2 races/ethnicity, with one being Hispanic/Latina/e/o	8	8	0	0	0
Multiracial - more than 2 races, where no option is Hispanic/Latina/e/o	0	0	0	0	0
Client Doesn't Know/Prefer Not to Answer	1	1	0	0	0
Data Not Collected	3	3	0	0	0
<b>Total</b>	<b>412</b>	<b>409</b>	<b>0</b>	<b>1</b>	<b>2</b>

New as of 10/1/2023.

**Q13a1: Physical and Mental Health Conditions at Start**

	Total Persons	Without Children	Adults in HH with Children & Adults	Children in HH with Children & Adults	With Children and Adults	With Only Children	Unknown Household Type
Mental Health Disorder	127	127	0	0	0	0	0
Alcohol Use Disorder	16	16	0	0	0	0	0
Drug Use Disorder	35	35	0	0	0	0	0
Both Alcohol Use and Drug Use Disorders	43	43	0	0	0	0	0
Chronic Health Condition	94	94	0	0	0	0	0
HIV/AIDS	2	2	0	0	0	0	0
Developmental Disability	16	16	0	0	0	0	0
Physical Disability	113	113	0	0	0	0	0

⌵ The "With Children and Adults" column is retired as of 10/1/2019 and replaced with the columns "Adults in HH with Children & Adults" and "Children in HH with Children & Adults".

**Q13b1: Physical and Mental Health Conditions at Exit**

	Total Persons	Without Children	Adults in HH with Children & Adults	Children in HH with Children & Adults	With Children and Adults	With Only Children	Unknown Household Type
Mental Health Disorder	34	34	0	0	0	0	0
Alcohol Use Disorder	5	5	0	0	0	0	0
Drug Use Disorder	6	6	0	0	0	0	0
Both Alcohol Use and Drug Use Disorders	13	13	0	0	0	0	0
Chronic Health Condition	26	26	0	0	0	0	0
HIV/AIDS	0	0	0	0	0	0	0
Developmental Disability	3	3	0	0	0	0	0
Physical Disability	26	26	0	0	0	0	0

⌵ The "With Children and Adults" column is retired as of 10/1/2019 and replaced with the columns "Adults in HH with Children & Adults" and "Children in HH with Children & Adults".

**Q13c1: Physical and Mental Health Conditions for Stayers**

	Total Persons	Without Children	Adults in HH with Children & Adults	Children in HH with Children & Adults	With Children and Adults	With Only Children	Unknown Household Type
Mental Health Disorder	94	94	0	0	0	0	0
Alcohol Use Disorder	11	11	0	0	0	0	0
Drug Use Disorder	30	30	0	0	0	0	0
Both Alcohol Use and Drug Use Disorders	30	30	0	0	0	0	0
Chronic Health Condition	70	70	0	0	0	0	0
HIV/AIDS	2	2	0	0	0	0	0
Developmental Disability	13	13	0	0	0	0	0
Physical Disability	88	88	0	0	0	0	0

⌵ The "With Children and Adults" column is retired as of 10/1/2019 and replaced with the columns "Adults in HH with Children & Adults" and "Children in HH with Children & Adults".

**Q14a: History of Domestic Violence, Sexual Assault, Dating Violence, Stalking, or Human Trafficking**

	Total	Without Children	With Children and Adults	With Only Children	Unknown Household Type
Yes	77	77	0	0	0
No	297	296	0	0	1
Client Doesn't Know/Prefers Not to Answer	2	2	0	0	0
Data Not Collected	35	34	0	0	1
<b>Total</b>	<b>411</b>	<b>409</b>	<b>0</b>	<b>0</b>	<b>2</b>

**Q14b: Most recent experience of domestic violence, sexual assault, dating violence, stalking, or human trafficking**

	Total	Without Children	With Children and Adults	With Only Children	Unknown Household Type
Within the past three months	10	10	0	0	0
Three to six months ago	2	2	0	0	0
Six months to one year	3	3	0	0	0
One year ago, or more	52	52	0	0	0
Client Doesn't Know/Prefers Not to Answer	3	3	0	0	0
Data Not Collected	7	7	0	0	0
<b>Total</b>	<b>77</b>	<b>77</b>	<b>0</b>	<b>0</b>	<b>0</b>

New as of 10/1/2023.

DRAFT

Q15: Living Situation

	Total	Without Children	With Children and Adults	With Only Children	Unknown Household Type
<b>Homeless Situations</b>					
Place not meant for habitation	312	311	0	0	1
Emergency shelter, including hotel or motel paid for with emergency shelter voucher, Host Home shelter	46	46	0	0	0
Safe Haven	1	1	0	0	0
<b>Subtotal - Homeless Situations</b>	<b>359</b>	<b>358</b>	<b>0</b>	<b>0</b>	<b>1</b>
<b>Institutional Situations</b>					
Foster care home or foster care group home	0	0	0	0	0
Hospital or other residential non-psychiatric medical facility	4	4	0	0	0
Jail, prison, or juvenile detention facility	3	3	0	0	0
Long-term care facility or nursing home	0	0	0	0	0
Psychiatric hospital or other psychiatric facility	0	0	0	0	0
Substance abuse treatment facility or detox center	1	1	0	0	0
<b>Subtotal - Institutional Situations</b>	<b>8</b>	<b>8</b>	<b>0</b>	<b>0</b>	<b>0</b>
<b>Temporary Situations</b>					
Transitional housing for homeless persons (including homeless youth)	1	1	0	0	0
Residential project or halfway house with no homeless criteria	0	0	0	0	0
Hotel or motel paid for without emergency shelter voucher	10	10	0	0	0
Host Home (non-crisis)	0	0	0	0	0
Staying or living in a friend's room, apartment, or house	6	6	0	0	0
Staying or living in a family member's room, apartment, or house	5	5	0	0	0
<b>Subtotal - Temporary Situations</b>	<b>22</b>	<b>22</b>	<b>0</b>	<b>0</b>	<b>0</b>
<b>Permanent Situations</b>					
Rental by client, no ongoing housing subsidy	6	6	0	0	0
Rental by client, with ongoing housing subsidy	1	1	0	0	0
Owned by client, with ongoing housing subsidy	0	0	0	0	0
Owned by client, no ongoing housing subsidy	0	0	0	0	0
<b>Subtotal - Permanent Situations</b>	<b>7</b>	<b>7</b>	<b>0</b>	<b>0</b>	<b>0</b>
Client Doesn't Know/Prefers Not to Answer	1	1	0	0	0
Data Not Collected	14	13	0	0	1
<b>Subtotal - Other Situations</b>	<b>15</b>	<b>14</b>	<b>0</b>	<b>0</b>	<b>1</b>
<b>TOTAL</b>	<b>411</b>	<b>409</b>	<b>0</b>	<b>0</b>	<b>2</b>

Updated 10/1/2023: Rows reordered and grouped differently. New "Rental by client, with ongoing housing subsidy" row includes data previously reported under separate subsidy types.

Interim housing is retired as of 10/1/2019.

**Q16: Cash Income - Ranges**

	Income at Start	Income at Latest Annual Assessment for Stayers	Income at Exit for Leavers
No income	205	0	24
\$1 - \$150	0	0	0
\$151 - \$250	4	0	0
\$251 - \$500	10	0	3
\$501 - \$1000	39	0	4
\$1,001 - \$1,500	43	0	14
\$1,501 - \$2,000	14	0	5
\$2,001+	16	0	10
Client Doesn't Know/Prefers Not to Answer	12	0	2
Data Not Collected	66	0	12
Number of Adult Stayers Not Yet Required to Have an Annual Assessment	0	50	0
Number of Adult Stayers Without Required Annual Assessment	0	285	0
Total Adults	409	335	74

**Q17: Cash Income - Sources**

	Income at Start	Income at Latest Annual Assessment for Stayers	Income at Exit for Leavers
Earned Income	22	0	10
Unemployment Insurance	4	0	0
Supplemental Security Income (SSI)	59	0	14
Social Security Disability Insurance (SSDI)	35	0	9
VA Service-Connected Disability Compensation	0	0	0
VA Non-Service Connected Disability Pension	0	0	0
Private Disability Insurance	0	0	0
Worker's Compensation	0	0	0
Temporary Assistance for Needy Families (TANF)	3	0	0
General Assistance (GA)	2	0	2
Retirement Income from Social Security	11	0	3
Pension or retirement income from a former job	1	0	1
Child Support	0	0	0
Alimony and other spousal support	0	0	0
Other Source	4	0	3
Adults with income information at Start and Annual Assessment/Exit	0	0	0

Q19b: Disabling Conditions and Income for Adults at Exit

	AO: Adult with Disabling Condition	AO: Adult without Disabling Condition	AO: Total Adults	AO: % with Disabling Condition by Source	AC: Adult with Disabling Condition	AC: Adult without Disabling Condition	AC: Total Adults	AC: % with Disabling Condition by Source	UK: Adult with Disabling Condition	UK: Adult without Disabling Condition	UK: Total Adults	UK: % with Disabling Condition by Source
Earned Income	4	4	8	50.00%	0	0	0	0	0	0	0	0
Unemployment Insurance	0	0	0	0	0	0	0	0	0	0	0	0
Supplemental Security Income (SSI)	12	1	13	92.31%	0	0	0	0	0	0	0	0
Social Security Disability Insurance (SSDI)	8	0	8	100.00%	0	0	0	0	0	0	0	0
VA Service-Connected Disability Compensation	0	0	0	0	0	0	0	0	0	0	0	0
VA Non-Service-Connected Disability Pension	0	0	0	0	0	0	0	0	0	0	0	0
Private Disability Insurance	0	0	0	0	0	0	0	0	0	0	0	0
Worker's Compensation	0	0	0	0	0	0	0	0	0	0	0	0
Temporary Assistance for Needy Families (TANF)	0	0	0	0	0	0	0	0	0	0	0	0
General Assistance (GA)	2	0	2	100.00%	0	0	0	0	0	0	0	0
Retirement Income from Social Security	2	1	3	66.67%	0	0	0	0	0	0	0	0
Pension or retirement income from a former job	1	0	1	100.00%	0	0	0	0	0	0	0	0
Child Support	0	0	0	0	0	0	0	0	0	0	0	0
Alimony and other spousal support	0	0	0	0	0	0	0	0	0	0	0	0
Other source	3	0	3	100.00%	0	0	0	0	0	0	0	0
No Sources	12	10	22	54.55%	0	0	0	0	0	0	0	0
Unduplicated Total Adults	48	14	64		0	0	0		0	0	0	

Numbers in green italics have been recalculated or weighted based on available totals.

**Q20a: Type of Non-Cash Benefit Sources**

	Benefit at Start	Benefit at Latest Annual Assessment for Stayers	Benefit at Exit for Leavers
Supplemental Nutrition Assistance Program (SNAP) (Previously known as Food Stamps)	140	0	35
Special Supplemental Nutrition Program for Women, Infants, and Children (WIC)	0	0	0
TANF Child Care Services	0	0	0
TANF Transportation Services	0	0	0
Other TANF-Funded Services	1	0	1
Other Source	3	0	1

**Q21: Health Insurance**

	At Start	At Annual Assessment for Stayers	At Exit for Leavers
MEDICAID	166	0	42
MEDICARE	56	0	11
State Children's Health Insurance Program	3	0	0
Veteran's Health Administration (VHA)	2	0	1
Employer-Provided Health Insurance	1	0	0
Health Insurance obtained through COBRA	0	0	0
Private Pay Health Insurance	6	0	0
State Health Insurance for Adults	56	0	14
Indian Health Services Program	1	0	0
Other	5	0	0
No Health Insurance	114	0	9
Client Doesn't Know/Prefers Not to Answer	1	0	1
Data Not Collected	92	287	17
Number of Stayers Not Yet Required to Have an Annual Assessment	0	51	0
1 Source of Health Insurance	179	0	35
More than 1 Source of Health Insurance	54	0	15

**Q22a2: Length of Participation – ESG Projects**

	Total	Leavers	Stayers
0 to 7 days	6	3	3
8 to 14 days	13	3	10
15 to 21 days	10	3	7
22 to 30 days	3	2	1
31 to 60 days	10	7	3
61 to 90 days	12	9	3
91 to 180 days	28	16	12
181 to 365 days	28	16	12
366 to 730 days (1-2 Yrs)	117	12	105
731 to 1,095 days (2-3 Yrs)	140	3	137
1,096 to 1,460 days (3-4 Yrs)	42	0	42
1,461 to 1,825 days (4-5 Yrs)	3	0	3
More than 1,825 days (> 5 Yrs)	0	0	0
Total	412	74	338



**Q22c: Length of Time between Project Start Date and Housing Move-in Date**

	Total	Without Children	With Children and Adults	With Only Children	Unknown Household Type
7 days or less	7	7	0	0	0
8 to 14 days	3	3	0	0	0
15 to 21 days	0	0	0	0	0
22 to 30 days	1	1	0	0	0
31 to 60 days	7	7	0	0	0
61 to 90 days	2	2	0	0	0
91 to 180 days	1	1	0	0	0
181 to 365 days	0	0	0	0	0
366 to 730 days (1-2 Yrs)	0	0	0	0	0
<b>Total (persons moved into housing)</b>	<b>21</b>	<b>21</b>	<b>0</b>	<b>0</b>	<b>0</b>
<b>Average length of time to housing</b>	<b>29.29</b>	<b>29.29</b>	<b>0</b>	<b>0</b>	<b>0</b>
Persons who were exited without move-in	0	0	0	0	0
<b>Total persons</b>	<b>21</b>	<b>21</b>	<b>0</b>	<b>0</b>	<b>0</b>

Numbers in green italics have been recalculated or weighted based on available totals.

**Q22d: Length of Participation by Household Type**

	Total	Without Children	With Children and Adults	With Only Children	Unknown Household Type
7 days or less	6	6	0	0	0
8 to 14 days	13	13	0	0	0
15 to 21 days	10	10	0	0	0
22 to 30 days	3	3	0	0	0
31 to 60 days	10	10	0	0	0
61 to 90 days	12	12	0	0	0
91 to 180 days	28	28	0	0	0
181 to 365 days	28	27	0	0	1
366 to 730 days (1-2 Yrs)	117	116	0	1	0
731 days or more	185	184	0	0	1
<b>Total</b>	<b>412</b>	<b>409</b>	<b>0</b>	<b>1</b>	<b>2</b>

Updated 10/1/2023: Data previously in categories of 1,096 days at higher has been collapsed into 731 days or more.

**Q22e: Length of Time Prior to Housing - based on 3.917 Date Homelessness Started**

	Total	Without Children	With Children and Adults	With Only Children	Unknown Household Type
7 days or less	1	1	0	0	0
8 to 14 days	0	0	0	0	0
15 to 21 days	0	0	0	0	0
22 to 30 days	0	0	0	0	0
31 to 60 days	0	0	0	0	0
61 to 90 days	1	1	0	0	0
91 to 180 days	3	3	0	0	0
181 to 365 days	5	5	0	0	0
366 to 730 days (1-2 Yrs)	9	9	0	0	0
731 days or more	33	33	0	0	0
<b>Total</b>	<b>52</b>	<b>52</b>	<b>0</b>	<b>0</b>	<b>0</b>
Not yet moved into housing	19	19	0	0	0
Data not collected	19	19	0	0	0
<b>Total persons</b>	<b>90</b>	<b>90</b>	<b>0</b>	<b>0</b>	<b>0</b>

**Q22f: Length of Time between Project Start Date and Housing Move-in Date by Race and Ethnicity**

	American Indian, Alaska Native, or Indigenous	Asian or Asian American	Black, African American, or African	Hispanic/Latina/e/o	Middle Eastern or North African	Native Hawaiian or Pacific Islander	White	At Least 1 Race and Hispanic/Latina/e/o	Multi-racial (does not include Hispanic/Latins/e/o)	Unknown (Don't Know, Preferred not to Answer, Data not Collected)
Persons Moved Into Housing	0	1	2	4	0	0	8	8	0	0
Persons Exited Without Move-In	0	0	0	0	0	0	0	0	0	0
Average time to Move-In	0	31.00	43.00	29.75	0	0	23.50	33.75	0	0
Median time to Move-In	Cannot calculate	Cannot calculate	Cannot calculate	Cannot calculate	Cannot calculate	Cannot calculate	Cannot calculate	Cannot calculate	Cannot calculate	Cannot calculate

New as of 10/1/2023.

Q22g: Length of Time Prior to Housing by Race and Ethnicity - based on 3.917 Date Homelessness Started

	American Indian, Alaska Native, or Indigenous	Asian or Asian American	Black, African American, or African	Hispanic/Latina/e/o	Middle Eastern or North African	Native Hawaiian or Pacific Islander	White	At Least 1 Race and Hispanic/Latina/e/o	Multi-racial (does not include Hispanic/Latina/e/o)	Unknown (Don't Know, Preferred not to Answer, Data not Collected)
Persons Moved Into Housing	1	2	3	4	0	0	18	22	2	0
Persons Not Yet Moved Into Housing	1	0	1	4	1	0	7	5	0	0
Average time to Move-In	3978.00	673.50	260.67	102.00	0	0	2500.00	1367.18	0	0
Median time to Move-In	Cannot calculate	Cannot calculate	Cannot calculate	Cannot calculate	Cannot calculate	Cannot calculate	Cannot calculate	Cannot calculate	Cannot calculate	Cannot calculate

New as of 10/1/2023.

DRAFT

Q23c: Exit Destination

	Total	Without Children	With Children and Adults	With Only Children	Unknown Household Type
<b>Homeless Situations</b>					
Place not meant for habitation (e.g., a vehicle, an abandoned building, bus/train/subway station/airport or anywhere outside)	7	7	0	0	0
Emergency shelter, including hotel or motel paid for with emergency shelter voucher, Host Home shelter	4	4	0	0	0
Safe Haven	0	0	0	0	0
<b>Subtotal - Homeless Situations</b>	<b>11</b>	<b>11</b>	<b>0</b>	<b>0</b>	<b>0</b>
<b>Institutional Situations</b>					
Foster care home or foster care group home	0	0	0	0	0
Hospital or other residential non-psychiatric medical facility	0	0	0	0	0
Jail, prison, or juvenile detention facility	0	0	0	0	0
Long-term care facility or nursing home	0	0	0	0	0
Psychiatric hospital or other psychiatric facility	1	1	0	0	0
Substance abuse treatment facility or detox center	9	9	0	0	0
<b>Subtotal - Institutional Situations</b>	<b>10</b>	<b>10</b>	<b>0</b>	<b>0</b>	<b>0</b>
<b>Temporary Situations</b>					
Transitional housing for homeless persons (including homeless youth)	4	4	0	0	0
Residential project or halfway house with no homeless criteria	0	0	0	0	0
Hotel or motel paid for without emergency shelter voucher	0	0	0	0	0
Host Home (non-crisis)	0	0	0	0	0
Staying or living with family, temporary tenure (e.g., room, apartment, or house)	4	4	0	0	0
Staying or living with friends, temporary tenure (e.g., room, apartment, or house)	3	3	0	0	0
Moved from one HOPWA funded project to HOPWA TH	0	0	0	0	0
<b>Subtotal - Temporary Situations</b>	<b>11</b>	<b>11</b>	<b>0</b>	<b>0</b>	<b>0</b>
<b>Permanent Situations</b>					
Staying or living with family, permanent tenure	5	5	0	0	0
Staying or living with friends, permanent tenure	4	4	0	0	0
Moved from one HOPWA funded project to HOPWA PH	0	0	0	0	0
Rental by client, no ongoing housing subsidy	9	9	0	0	0
Rental by client, with ongoing housing subsidy	19	19	0	0	0
Owned by client, with ongoing housing subsidy	0	0	0	0	0
Owned by client, no ongoing housing subsidy	3	3	0	0	0
<b>Subtotal - Permanent Situations</b>	<b>40</b>	<b>40</b>	<b>0</b>	<b>0</b>	<b>0</b>
<b>Other Situations</b>					
No Exit Interview Completed	0	0	0	0	0
Other	0	0	0	0	0
Deceased	0	0	0	0	0
Client Doesn't Know/Prefers Not to Answer	1	1	0	0	0
Data Not Collected	1	1	0	0	0
<b>Subtotal - Other Situations</b>	<b>2</b>	<b>2</b>	<b>0</b>	<b>0</b>	<b>0</b>
<b>Total</b>	<b>74</b>	<b>74</b>	<b>0</b>	<b>0</b>	<b>0</b>
Total persons exiting to positive housing destinations	50	50	0	0	0
Total persons whose destinations excluded them from the calculation	0	0	0	0	0
Percentage	67.57%	67.57%	0	0	0

Updated 10/1/2023: Rows reordered and grouped differently. Destinations with subsidies are now detailed in Q23d. Existing data has been updated to match new row order and relocated to Q23d as appropriate.  
 Numbers in green italics have been recalculated or weighted based on available totals.

**Q23d: Exit Destination – Subsidy Type of Persons Exiting to Rental by Client With An Ongoing Subsidy**

	Total	Without Children	With Children and Adults	With Only Children	Unknown Household Type
GPD TIP housing subsidy	0	0	0	0	0
VASH housing subsidy	0	0	0	0	0
RRH or equivalent subsidy	2	2	0	0	0
HCV voucher (tenant or project based) (not dedicated)	7	7	0	0	0
Public housing unit	0	0	0	0	0
Rental by client, with other ongoing housing subsidy	3	3	0	0	0
Housing Stability Voucher	0	0	0	0	0
Family Unification Program Voucher (FUP)	0	0	0	0	0
Foster Youth to Independence Initiative (FYI)	0	0	0	0	0
Permanent Supportive Housing	5	5	0	0	0
Other permanent housing dedicated for formerly homeless persons	2	2	0	0	0
<b>TOTAL</b>	<b>19</b>	<b>19</b>	<b>0</b>	<b>0</b>	<b>0</b>

New as of 10/1/2023: Existing data from Q23c prior to 10/1/2023 has been relocated to Q23d as appropriate.

**Q23e: Exit Destination Type by Race and Ethnicity**

	Total	American Indian, Alaska Native, or Indigenous	Asian or Asian American	Black, African American, or African	Hispanic/Latina/e/o	Middle Eastern or North African	Native Hawaiian or Pacific Islander	White	At Least 1 Race and Hispanic/Latina/e/o	Multi-racial (does not include Hispanic/Latina/e/o)	Unknown (Don't Know, Prefer not to Answer, Data not Collect)
Homeless Situations	11	0	0	2	1	0	2	6	0	0	
Institutional Situations	10	0	0	1	3	0	1	3	0	2	
Temporary Housing Situations	11	0	0	1	0	0	7	2	1	0	
Permanent Housing Situations	40	0	2	3	3	0	14	17	1	0	
Other	2	0	0	0	0	0	0	2	0	0	
<b>Total</b>	<b>74</b>	<b>0</b>	<b>2</b>	<b>7</b>	<b>7</b>	<b>0</b>	<b>24</b>	<b>30</b>	<b>2</b>	<b>2</b>	

New as of 10/1/2023.

**Q24a: Homelessness Prevention Housing Assessment at Exit**

	Total	Without Children	With Children and Adults	With Only Children	Unknown Household Type
Able to maintain the housing they had at project start-Without a subsidy	0	0	0	0	0
Able to maintain the housing they had at project start-With the subsidy they had at project start	0	0	0	0	0
Able to maintain the housing they had at project start-With an on-going subsidy acquired since project start	0	0	0	0	0
Able to maintain the housing they had at project start-Only with financial assistance other than a subsidy	0	0	0	0	0
Moved to new housing unit-With on-going subsidy	0	0	0	0	0
Moved to new housing unit-Without an on-going subsidy	0	0	0	0	0
Moved in with family/friends on a temporary basis	0	0	0	0	0
Moved in with family/friends on a permanent basis	0	0	0	0	0
Moved to a transitional or temporary housing facility or program	0	0	0	0	0
Client became homeless - moving to a shelter or other place unfit for human habitation	0	0	0	0	0
Jail/prison	0	0	0	0	0
Deceased	0	0	0	0	0
Client Doesn't Know/Prefers Not to Answer	0	0	0	0	0
Data not collected (no exit interview completed)	0	0	0	0	0
Total	0	0	0	0	0

**Q24d: Language of Persons Requiring Translation Assistance**

Language Response (Top 20 Languages Selected)	Total Persons Requiring Translation Assistance	Language Name <sup>1</sup>
367	4	Spanish
Different Preferred Language	0	
Total	4	

New as of 10/1/2023.

<sup>1</sup>This lookup is provided by Sage. The CSV upload contains only the response code.

**Q25a: Number of Veterans**

	Total	Without Children	With Children and Adults	Unknown Household Type
Chronically Homeless Veteran	6	6	0	0
Non-Chronically Homeless Veteran	8	8	0	0
Not a Veteran	384	384	0	0
Client Doesn't Know/Prefers Not to Answer	0	0	0	0
Data Not Collected	11	11	0	0
Total	409	409	0	0

**Q26b: Number of Chronically Homeless Persons by Household**

	Total	Without Children	With Children and Adults	With Only Children	Unknown Household Type
Chronically Homeless	158	158	0	0	0
Not Chronically Homeless	98	98	0	0	0
Client Doesn't Know/Prefers Not to Answer	5	5	0	0	0
Data Not Collected	151	148	0	1	2
Total	412	409	0	1	2

**Report Date Range**

7/1/2023 to 9/30/2023

**Report first submitted to HUD on**

4/29/2024

**Reporting Requirements Identified**

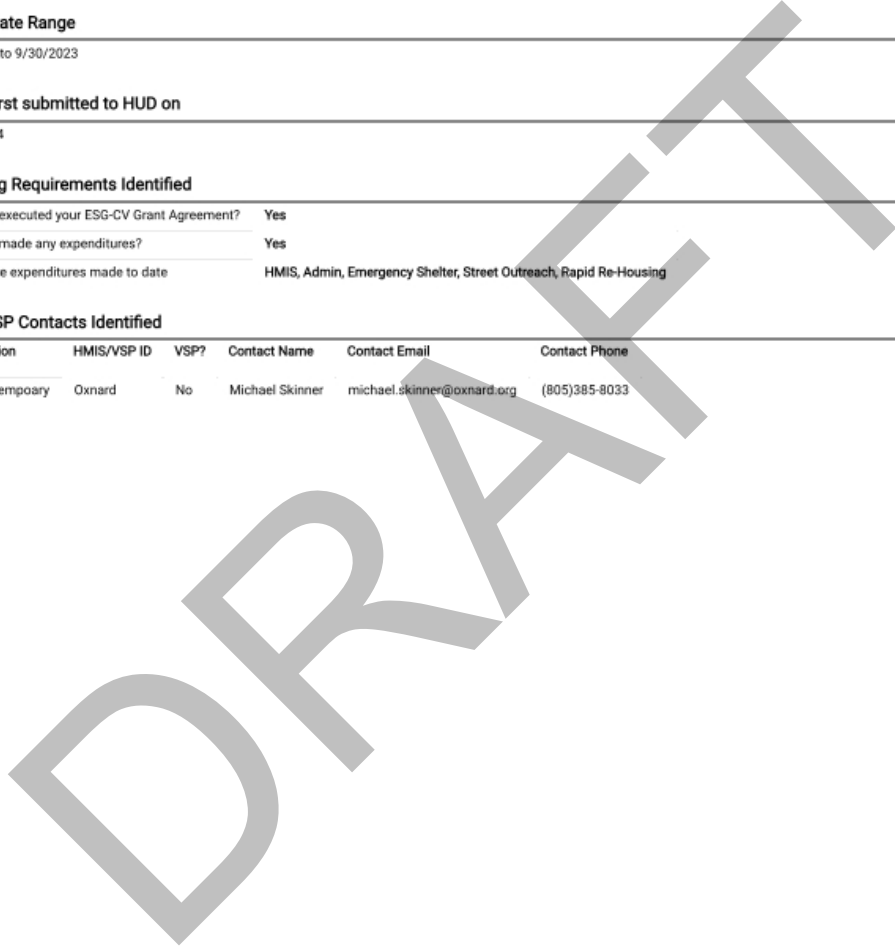
Have you executed your ESG-CV Grant Agreement? **Yes**

Have you made any expenditures? **Yes**

Identify the expenditures made to date **HMIS, Admin, Emergency Shelter, Street Outreach, Rapid Re-Housing**

**HMIS/VSP Contacts Identified**

Organization	HMIS/VSP ID	VSP?	Contact Name	Contact Email	Contact Phone
Oxnard - tempoary	Oxnard	No	Michael Skinner	michael.skinner@oxnard.org	(805)385-8033



**Project and Bundle List**

Component Type	Subrecipient	Sub-subrecipient	Project Name	Carried Forward?	Start Date	End Date	HMIS ID	HMIS Full Name	VSP?	Bundle - Quarterly	Bundle Sent?	Bundle - Cumulative	Bundle Sent?
Emergency Shelter (CV)	Mercy House		Oxnard Navigation Center	Y	4/1/2020	6/30/2022	Oxnard	Oxnard - temporary	No			Oxnard-ES-CV-2	Yes
Emergency Shelter (CV)	Turning Point Foundation		Our Place Safe Haven	Y	7/1/2022	6/30/2023	Oxnard	Oxnard - temporary	No			Oxnard-ES-CV-4	Yes
Emergency Shelter (CV)	Ventura County Health Care Agency		Encampment Response Project - Shelter	Y	9/1/2021	9/30/2023	Oxnard	Oxnard - temporary	No	Oxnard-ES-CV-1	Yes	Oxnard-ES-CV-3	Yes
PH - Rapid Re-Housing	United Way of Ventura County		Forward Home	Y	12/1/2021	9/30/2022	Oxnard	Oxnard - temporary	No			Oxnard-RRH-1	Yes
Street Outreach	Salvation Army		Street Outreach	Y	7/1/2020	9/30/2022	Oxnard	Oxnard - temporary	No			Oxnard-SO-1	Yes
Street Outreach	Ventura County Health Care Agency		Encampment Response Project - Outreach	Y	9/1/2021	9/30/2022	Oxnard	Oxnard - temporary	No			Oxnard-SO-2	Yes

**CUMULATIVE Projects carried out during the program year (according to files that have been uploaded)**

Components	Projects	Total Persons Reported	Total Households Reported
Emergency Shelter - Entry Exit	1	174	156
Emergency Shelter - Night-by-Night/Temporary Emergency Shelter	3	349	346
Day Shelter	0	0	0
Transitional Housing	0	0	0
<b>Total Emergency Shelter Component</b>	<b>4</b>	<b>523</b>	<b>502</b>
Total Street Outreach	2	521	420
Total PH - Rapid Re-Housing	1	35	17
Total Homelessness Prevention	0	0	0

DRAFT



**QUARTERLY Projects carried out during the program year (according to files that have been uploaded)**

Components	Projects	Total Persons Reported	Total Households Reported
Emergency Shelter - Entry Exit	1	9	8
Day Shelter	0	0	0
Transitional Housing	0	0	0
<b>Total Emergency Shelter Component</b>	<b>1</b>	<b>9</b>	<b>8</b>
Total Homelessness Prevention	0	0	0

**Narrative for Projects Missing on Previous Submission**

- no data -

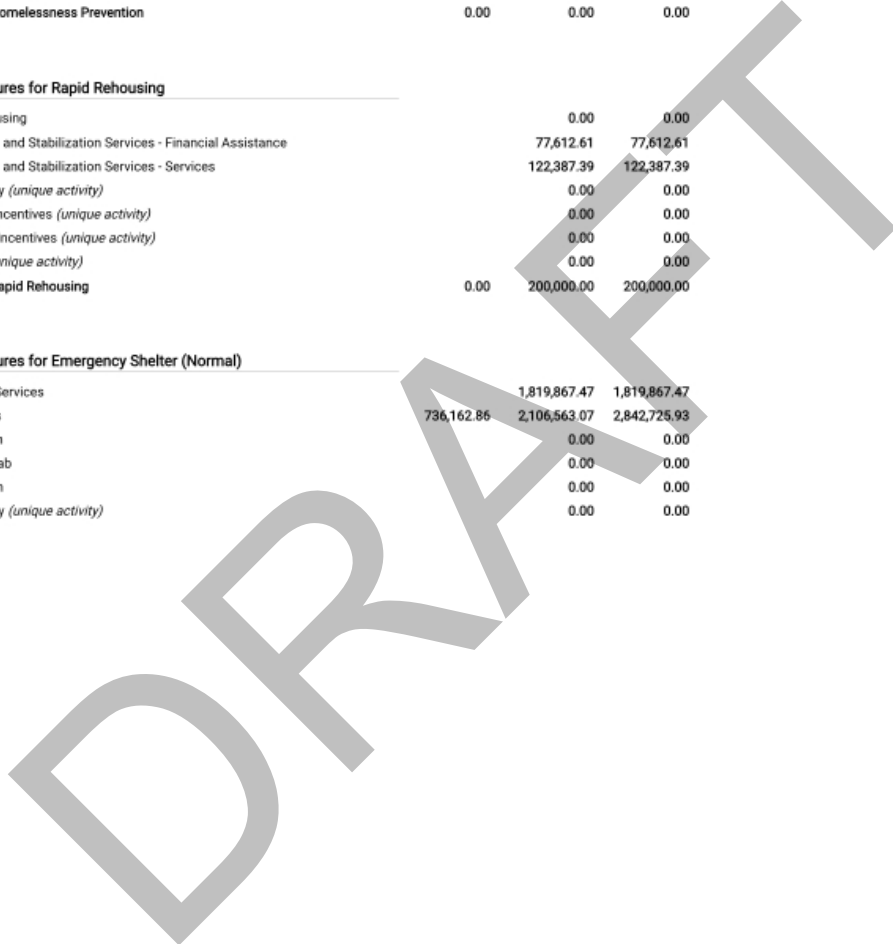
**Information on Allowable Activities**

Temporary Emergency Shelters – essential services	No
Temporary Emergency Shelters – operating costs	No
Temporary Emergency Shelters – leasing existing real property or temporary structures	No
Temporary Emergency Shelters – acquisition of real property	No
Temporary Emergency Shelters – renovation of real property	No
Training	No
Hazard Pay	No
Handwashing Stations, Portable Bathrooms, Laundry Service	No
Landlord Incentives	No
Volunteer Incentives	No
Transportation (community-wide transport for testing or vaccination)	No
Vaccine Incentives	No
Coordinated Entry COVID Enhancements	No
I have completed all the fields on this form relevant to this submission	Yes

DRAFT

DRAFT

Category	This Quarter	Total Previous Submissions	Total Current + Previous
<b>Expenditures for Homelessness Prevention</b>			
Rental Housing		0.00	0.00
Relocation and Stabilization Services - Financial Assistance		0.00	0.00
Relocation and Stabilization Services - Services		0.00	0.00
Hazard Pay <i>(unique activity)</i>		0.00	0.00
Landlord Incentives <i>(unique activity)</i>		0.00	0.00
Volunteer Incentives <i>(unique activity)</i>		0.00	0.00
Training <i>(unique activity)</i>		0.00	0.00
<b>Subtotal Homelessness Prevention</b>	<b>0.00</b>	<b>0.00</b>	<b>0.00</b>
<b>Expenditures for Rapid Rehousing</b>			
Rental Housing		0.00	0.00
Relocation and Stabilization Services - Financial Assistance		77,612.61	77,612.61
Relocation and Stabilization Services - Services		122,387.39	122,387.39
Hazard Pay <i>(unique activity)</i>		0.00	0.00
Landlord Incentives <i>(unique activity)</i>		0.00	0.00
Volunteer Incentives <i>(unique activity)</i>		0.00	0.00
Training <i>(unique activity)</i>		0.00	0.00
<b>Subtotal Rapid Rehousing</b>	<b>0.00</b>	<b>200,000.00</b>	<b>200,000.00</b>
<b>Expenditures for Emergency Shelter (Normal)</b>			
Essential Services		1,819,867.47	1,819,867.47
Operations	736,162.86	2,106,563.07	2,842,725.93
Renovation		0.00	0.00
Major Rehab		0.00	0.00
Conversion		0.00	0.00
Hazard Pay <i>(unique activity)</i>		0.00	0.00



Volunteer Incentives <i>(unique activity)</i>		0.00	0.00
Training <i>(unique activity)</i>		0.00	0.00
<b>Subtotal Emergency Shelter</b>	<b>736,162.86</b>	<b>3,926,430.54</b>	<b>4,662,593.40</b>

**Expenditures for Temporary Emergency Shelter**

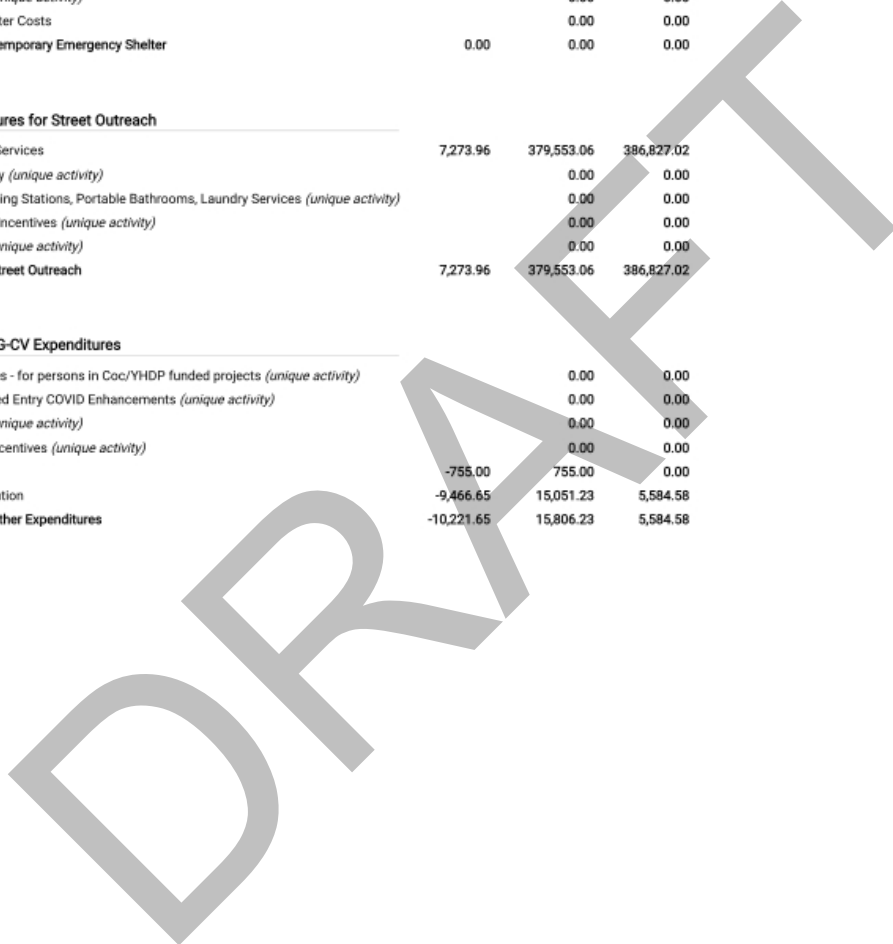
Essential Services		0.00	0.00
Operations		0.00	0.00
Leasing existing real property or temporary structures		0.00	0.00
Acquisition		0.00	0.00
Renovation		0.00	0.00
Hazard Pay <i>(unique activity)</i>		0.00	0.00
Volunteer Incentives <i>(unique activity)</i>		0.00	0.00
Training <i>(unique activity)</i>		0.00	0.00
Other Shelter Costs		0.00	0.00
<b>Subtotal Temporary Emergency Shelter</b>	<b>0.00</b>	<b>0.00</b>	<b>0.00</b>

**Expenditures for Street Outreach**

Essential Services	7,273.96	379,553.06	386,827.02
Hazard Pay <i>(unique activity)</i>		0.00	0.00
Handwashing Stations, Portable Bathrooms, Laundry Services <i>(unique activity)</i>		0.00	0.00
Volunteer Incentives <i>(unique activity)</i>		0.00	0.00
Training <i>(unique activity)</i>		0.00	0.00
<b>Subtotal Street Outreach</b>	<b>7,273.96</b>	<b>379,553.06</b>	<b>386,827.02</b>

**Other ESG-CV Expenditures**

Cell Phones - for persons in Coc/YHDP funded projects <i>(unique activity)</i>		0.00	0.00
Coordinated Entry COVID Enhancements <i>(unique activity)</i>		0.00	0.00
Training <i>(unique activity)</i>		0.00	0.00
Vaccine Incentives <i>(unique activity)</i>		0.00	0.00
HMIS	-755.00	755.00	0.00
Administration	-9,466.65	15,051.23	5,584.58
<b>Subtotal Other Expenditures</b>	<b>-10,221.65</b>	<b>15,806.23</b>	<b>5,584.58</b>



Special adjustment - cumulative total

Total ESG-CV Expenditures 733,215.17 4,521,789.83 5,255,005.00

**CLOSE OUT**

IS THIS THE FINAL REPORT? Yes

Total Drawn from IDIS as of the most recent transfer information: \$5,255,005.00

Date IDIS data received 4/26/2024

Total Expenditures documented in Sage: 5,255,005.00

**With this ESG-CV report submission to HUD I certify that the ESG-CV program operated in ESG: Oxnard - CA is serving no more recipients with ESG-CV funding, and has provided a closing date for all the projects in Sage. I further certify that all expenditures have been drawn from IDIS and that no more expenditures will be claimed from these funds.**

Name of ESG recipient staff who has certified this statement: Michael Skinner

DRAFT

**Contact Information**

---

Prefix	Mr
First Name	Michael
Middle Name	
Last Name	Skinner
Suffix	
Organization	City of Oxnard
Department	Housing
Title	Homeless Programs Administrator
Street Address 1	435 S. D Street
Street Address 2	
City	Oxnard
State / Territory	California
ZIP Code	93030
E-mail Address	michael.skinner@oxnard.org
Confirm E-mail Address	michael.skinner@oxnard.org
Phone Number	(805)385-8033
Extension	
Fax Number	

DRAFT

Additional Comments

---

VCHCA Emergency Shelter program expenditures reported through June 30, 2022 totaled \$835,396.77, per FY2022 Q7 report. Reporting left blank for subsequent reports pending receipt of invoices. Now fully invoiced, expenditures for the VCHCA Emergency Shelter program through September 30, 2023 totaled \$1,491,000. VCHCA Emergency Shelter expenditures for the quarter ending September 30, 2023 are reported as \$655,603.23.

Additionally, reported expenditures for Emergency Shelter increased by \$80,559.63. When added to the expenditures reported for VCHCA Emergency Shelter, total Emergency Shelter expenses for this quarter have been reported as \$736,162.86.

This optional form is provided for recipients to provide any explanations or other information they believe would be helpful to HUD as they review this submission.

The VCHCA Street Outreach program was reported as closed September 30, 2022. However, \$1,964.97 in ESG-CV funding for Street Outreach had not yet been expended. On September 5, 2023, an invoice was sent from VCHCA for \$1,964.97 in eligible Street Outreach expenditures. This Street Outreach project had been closed for Sage reporting, therefore those expenditures have been added to the quarterly report ending September 30, 2023.

Additionally, expenditures for Street Outreach increased by \$5,308.99. When added to the expenditures reported for VCHCA Street Outreach, total Street Outreach expenditures for this quarter have been reported as \$7,273.96.

Administration expenditures had previously been reported as \$15,051.23. When reconciled, expenditures totaled \$5,584.58, with \$10,221.65 being reallocated to direct services.

\$755 was moved from HMIS to Administration in this report to reconcile with IDIS. The \$755 HMIS expenditure was drawn as Admin in IDIS.

Through reconciliation, expenses included in this report equal draws in IDIS for the entire ESG-CV grant, closing it with a zero balance.

DRAFT

**Oxnard 2023  
Consolidated Annual  
Performance and Evaluation Report (CAPER)  
Public Comments**

Public Comment Period: September 12, 2023 through September 26, 2023

No public comments were received.

DRAFT



**Certificate of Publication**

**Notice of 15-Day Public Comment Period**

**2023 Oxnard CAPER**

**September 5, 2024**

**And**

**City of Oxnard Citizen Participation Plan**

**- CARES Act Addendum**

# In the Superior Court of the State of California

IN AND FOR THE COUNTY OF VENTURA

## CERTIFICATE OF PUBLICATION

**TYPE OF NOTICE**  
CITY OF OXNARD  
NOTICE OF THE 15-DAY PUBLIC  
COMMENT PERIOD AND  
AVAILABILITY OF THE  
PROGRAM YEAR 2023  
STATE OF CALIFORNIA  
COUNTY OF VENTURA

I Manuel Muñoz

hereby certify that Ventura County VIDA Newspaper, is a newspaper of general circulation within the provision of the Government Code of the State of California, printed and published in the County of Ventura, State of California; that I am the Principal Clerk of said newspaper; that the annexed clipping is a true printed copy and published in said newspaper on the following dates, to wit.

September 5, 2024

I certify under penalty of perjury that the foregoing is true and correct, at Oxnard, County of Ventura, State of California, on the

5th day of September 2024

  
(Signature)



**CITY OF OXNARD**  
**NOTICE OF THE 15-DAY PUBLIC COMMENT PERIOD**  
**AND AVAILABILITY OF THE**  
**PROGRAM YEAR 2023**  
**DRAFT CONSOLIDATED ANNUAL PERFORMANCE**  
**AND EVALUATION REPORT**

**NOTICE IS HEREBY GIVEN** that a 15-day public comment period will commence on **September 12, 2024, and end on September 26, 2024** for citizens to voice their public comments regarding the City of Oxnard's draft 2023 Program Year Consolidated Annual Performance and Evaluation Report (CAPER) for the period of July 1, 2023 through June 30, 2024. The CAPER is an annual end-of-the-year financial and accomplishments report required by the U.S. Department of Housing and Urban Development (HUD) that provides information on the Community Development Block Grant (CDBG), HOME Investment Partnerships Program (HOME), and the HEARTH Emergency Solutions Grant (HESG). Additionally, CARES Act funding for CDBG-CV and ESG-CV grant programs and HOME-American Rescue Plan (ARP) Program.

The 2023 City of Oxnard's draft CAPER is available for public review online at the City's website, and at the following locations listed below:

<https://www.oxnard.org/city-department/housing/grants-management/>.

- (1) Housing Administration Office, 435 South D Street, Oxnard, CA 93030
- (2) Oxnard City Clerk, 300 West Third Street, Oxnard, CA 93030
- (3) Oxnard Public Library, 251 South A Street, Oxnard, CA 93030

Written comments must be submitted and received by 4:30 p.m. on Thursday, September 26, 2024, and should be directed to: CAPER Comments, City of Oxnard Housing Department, Attention: Grants Management, 435 South D Street, Oxnard, CA 93030. For questions or additional information, please contact Andrea Palmer by phone at (805) 385-7959 or by email at [andrea.palmer@oxnard.org](mailto:andrea.palmer@oxnard.org).

Published: *VCVN* September 5, 2024

**CIUDAD DE OXNARD**  
**AVISO DEL PERÍODO DE COMENTARIOS PÚBLICOS**  
**DE 15 DÍAS Y DISPONIBILIDAD DEL BORRADOR**  
**DEL INFORME ANUAL DE EVALUACIÓN Y DESEMPEÑO**  
**CONSOLIDADO DEL PROGRAMA**  
**PARA 2023**

**POR LA PRESENTE SE NOTIFICA** que el período de comentarios públicos de 15 días comenzará el 12 de septiembre de 2024 y finalizará el 26 de septiembre de 2024 para que los ciudadanos expresen sus comentarios públicos sobre el borrador del Informe Anual Consolidado de Evaluación y Desempeño (CAPER) del Programa 2023 de la Ciudad de Oxnard para el periodo del 1 de julio de 2023 al 30 de junio de 2024. El CAPER es un informe financiero y de logros anual de fin de año requerido por el Departamento de Vivienda y Desarrollo Urbano de los EE. UU. (HUD) que proporciona información sobre la Subvención en Bloque para el Desarrollo Comunitario (CDBG), el Programa de Asociaciones de Inversión HOME (HOME) y la Subvención para Soluciones de Emergencia HEARTH (HESG). Además, la financiación de la Ley CARES para los programas de subvenciones CDBG-CV y ESG-CV y el Programa HOME-Plan de Rescate Estadounidense (ARP).

El borrador del CAPER de la ciudad de Oxnard de 2023 está disponible para revisión pública en línea en el sitio web de la ciudad y en las siguientes ubicaciones que se enumeran a continuación:

<https://www.oxnard.org/city-department/housing/grants-management/>.

- (1) Oficina de Administración de Vivienda, 435 South D Street, Oxnard, CA 93030
- (2) Secretaría Municipal de Oxnard, 300 West Third Street, Oxnard, CA 93030
- (3) Biblioteca Pública de Oxnard, 251 South A Street, Oxnard, CA 93030

Los comentarios escritos deben enviarse y recibirse antes de las 4:30 p. m. el jueves 26 de septiembre de 2024 y debe dirigirse a: CAPER Comments, City of Oxnard Housing Department, Attention: Grants Management, 435 South D Street, Oxnard, CA 93030. Si tiene preguntas o desea obtener información adicional, comuníquese con Andrea Palmer por teléfono al (805) 385-7959 o por correo electrónico a [andrea.palmer@oxnard.org](mailto:andrea.palmer@oxnard.org).

Published: *VCVN* September 5, 2024

# City of Oxnard Citizen Participation Plan

DRAFT

Revised May 7, 2024

Prepared by:

City of Oxnard  
Housing Department, Grants Management Division

435 South D Street, Oxnard, California, 93030  
E-mail Address: [grantsmanagement@oxnard.org](mailto:grantsmanagement@oxnard.org)



Table of Contents

I. Introduction .....	3
II. Purpose of the Citizen Participation Plan .....	3
III. Encouragement of Citizen Participation .....	3
IV. Consolidated Plan and Annual Action Plan Preparation .....	4
V. Environmental Reviews .....	4
VI. Citizen Participation for Section 108 Loan Guarantee Program.....	4
VII. Assessment of Fair Housing Plan/Analysis of Impediments Revisions and Administrative Updates (AFH/AI) .....	5
VIII. Access to Meetings for Persons with Disabilities and Non-English Speaking Persons .....	6
IX. Public Outreach and Access .....	7
X. Funding Recommendations .....	7
XI. Displacement of Persons .....	8
XII. Public Hearings.....	8
XIII. Technical Assistance.....	9
XIV. Amendments to the Plan .....	9
XV. Consolidated Annual Performance and Evaluation Report (CAPER) .....	10
XVI. Availability of Documents .....	11
XVII. Citizen Participation Coordinator .....	11
XVIII. Comments and Complaints .....	11
XIX. Contingency Plan in the Event of an Emergency/Disaster.....	12
Citizen Participation Plan (CPP)Citizen Participation Plan (CPP) Procedural History .....	13
Citizen Participation Plan (CPP) Addendum for the 2020 CARES ACT Funds, Flexibilities and Waivers .....	14
Appendix A: CARES ACT HUD Waivers Applicable to Citizen Participation Plan .....	16

## **I. Introduction**

Pursuant to Title 24, Code of Federal Regulations, Part 91.105, HUD entitlement cities are required to adopt a citizen participation plan. Subsection (a) requires that citizen participation plans adopted prior to August 17, 2015 need to incorporate newer provisions of the 24 CFR 91.105. The City of Oxnard originally adopted its Citizen Participation Plan on October 18, 1994. On July 25, 2000 the original document was amended. This amended Citizen Participation Plan will incorporate provisions to comply with 24 CFR 91.105.

## **II. Purpose of the Citizen Participation Plan**

- A. The Citizen Participation Plan (CPP or Plan, hereafter) sets forth the policies and procedures for citizen participation in the development of the City of Oxnard (City) Consolidated Plan and Annual Action Plan, any substantial amendments to these plans, the preparation of the Consolidated Annual Performance and Evaluation Report (CAPER), and the Assessment of Fair Housing (AFH), in coordination with the Oxnard Housing Authority (OHA).
- B. The City shall provide the public with a reasonable opportunity to comment on the original CPP and any amendments thereto. Amendments to the CPP may be considered substantial or less than substantial as determined by the City based on the nature of the amendment and applicable HUD regulations.

## **III. Encouragement of Citizen Participation**

- A. A key component of the CPP is that it must provide for and encourage citizen participation, especially by low- and moderate-income persons, and in particular those persons living in areas designated by the City as a revitalization area or in a slum or blighted areas and residents of predominantly low- and moderate-income neighborhoods, and where CDBG funds are proposed to be used. The CPP must also include outreach to other public and private entities that assist with housing, health services, social services, community and regionally-based organizations that represent protected class members, and organizations that enforce fair housing laws. Outreach should also include public and private entities that represent areas that include targeted populations that qualify for services under the HUD programs represented under this Plan.
- B. The City shall explore alternative public involvement techniques and quantitative ways to measure efforts that encourage citizen participation in a shared vision for change in communities and neighborhoods. Efforts must be taken to encourage the participation of all its citizens, including minorities and non-English speaking persons, and persons with disabilities.

#### **IV. Consolidated Plan and Annual Action Plan Preparation**

The U.S. Department of Housing and Urban Development (HUD) requires communities receiving funds under the Community Planning and Development formula grant programs to submit a multi-year consolidated plan and annual action plan. The City of Oxnard, in partnership with the County of Ventura, Cities of Camarillo, Simi Valley, Thousand Oaks and Ventura, to create a 5-year regional consolidated plan.

The consolidated plan establishes the City of Oxnard's goals and objectives for housing and community planning and development. A community must have a consolidated plan and action plan both approved by HUD before expending funds under the grant programs Community Development Block Grant (CDBG), including activities under the Section 108 loan program, HEARTH Emergency Shelter Grants (HESG), and HOME Investment Partnerships (HOME).

The consolidated plan is created to address the unmet public service and housing needs of low-income persons and families within the City. For each consolidated plan period, an annual action plan is developed each year to identify specific activities, goals and funding allocations addressing the priorities established within the consolidated plan.

A minimum of two (2) public hearings, held at different stages of the Consolidated Plan citizen participation process, will be held for the purpose of obtaining the views of citizens and formulating or responding to proposals and questions. The two plans, the Consolidated Plan and the Action Plan, both require a 30-day public comment period, allowing the public and stakeholders the ability to respond, in writing or verbal, on the items proposed in each.

#### **V. Environmental Reviews**

The City maintains a written record of the environmental review undertaken for every project or program receiving federal funds from HUD. This environmental review record is available for public inspection. Certain projects require publication of specific actions or findings, which include a description of the activity, its location, and identification of any measures required to mitigate potentially significant adverse effects. Public comment periods are included in the review process as prescribed by NEPA and 24 CFR Part 58.

#### **VI. Citizen Participation for Section 108 Loan Guarantee Program**

A. In accordance with Section 108 regulations, Subpart M-Loan Guarantees, 24 CFR 570.704, the City will comply with the following pre-submission and citizen participation requirements before submitting an application for Section 108 loan guarantee assistance to HUD. These requirements will also apply to the submission of an Economic Development Initiative (EDI), and Brownfield Economic Development Initiative (BEDI) application.

1. The City will develop a proposed application to include the community development

objectives and activities the City proposes to pursue and carry out with the Section 108 funds. Each activity will be described in sufficient detail, including the provision under which the project is eligible, the national objective it meets, the amount of funds expected to be used, and the activity's location to allow citizens to determine the degree to which they will be affected. The proposed application will also indicate which activities will generate program income and where citizens may obtain additional information about proposed activities. The proposed application will also include a description of the pledge of grants required under 24 CFR 570.705(b)(2).

2. The City will also publish a public notice which will include its proposed application providing citizens an opportunity to examine the application's contents and to make comments. The public notice will also advise citizens on how and where to submit comments as well as notify citizens of when and where a public hearing will be held at which they can provide further input on the proposed application. The public notice will be published at least 30 calendar days in advance of the public hearing.
3. A minimum of two (2) public hearings, held at different stages of the Consolidated Plan citizen participation process, will be held for the purpose of obtaining the views of citizens and formulating or responding to proposals and questions. At least one of these hearings will be held before submission of a Section 108 application to HUD to obtain the views of citizens on community development and housing needs. At the hearing, each activity will be described in sufficient detail including: the provision under which the project is eligible, the national objective to be met, the amount of funds expected to be used, and the activity's location so that citizens can determine the degree to which they will be affected.
4. Citizens will have up to 30 calendar days, plus the day of the public hearing, to comment. Once the City has published the public notice and held the public hearing, the City will determine if the proposed application needs to be modified, based on comments and views received, before submitting the application to HUD. Upon completion, the final application will be made available to the public at the City Clerk's office.

**VII. Assessment of Fair Housing Plan/Analysis of Impediments Revisions and Administrative Updates (AFH/AI)**

- A. The City shall provide community residents with reasonable notice and an opportunity to comment on revisions to the AFH/AI, as specified under 24 CFR 5.164.
- B. The City has determined that an AFH/AI revision is necessary when:
  1. The material change in circumstances affects the information on which the AFH/AI is based;

2. The analysis, fair housing contributing factors, or the priorities and goals of the AFH/AI no longer reflect actual circumstances.
- C. The City will provide affected citizens a period of not less than 30 calendar days to make comments on a significant AFH/AI revision before it is implemented. Acceptable methods of meeting the citizen participation requirements include:
1. Publication of the availability of the substantial change(s) in a local newspaper. The publication will provide a link to a City Housing Department web page which will provide more detailed information on the significant revision(s) and how to provide comments.
  2. Publication of any proposed change shall appear in a local newspaper whose primary circulation is within the area serving the community of affected citizens;
  3. Advertisement of the availability of the proposed change on the City's website;
  4. Posting notices in public buildings within the City, which include, but are not limited to, public libraries; or,
  5. Holding meetings with citizens' advisory groups within the area affected by the significant revision.
- D. Notification to the public shall advise citizens of how and where to submit comments on the proposed changes. A summary of these comments, and a summary of comments not accepted and the reasons therefore, shall be attached to the significant revision that is submitted to HUD.

**VIII. Access to Meetings for Persons with Disabilities and Non-English Speaking Persons**

- A. The Citizen Participation Plan shall provide for and encourage participation by all citizens, including minorities, non-English speaking persons, and persons with mobility, visual, or hearing impairments. Persons with disabilities needing special assistance to participate in the meetings shall contact the City Clerk's Office at least 72 hours prior to the meeting to ensure that mobility, visual or hearing impairments shall be accommodated.
- B. To accommodate non-English speaking persons, a translator shall be provided at each hearing and other translators may be made available upon request with at least three business days' notice. Requests can be made by email or telephone to the City Clerk's Office.



**IX. Public Outreach and Access**

- A. The consolidated plan and annual action plan development processes shall include consultation with organizations that provide community services, public and private organizations, community based organizations, faith based organizations, philanthropic organizations, businesses and developers.
- B. Commencing with consolidated plans submitted on or after January 1, 2018, consultations must occur with broadband internet service providers, organizations engaged in narrowing the digital divide, agencies that manage flood prone areas, public land or water resources, and emergency management agencies.
- C. Citizens are encouraged to participate in an advisory role in the planning, implementation, and assessment of the projects recommended under the plan(s).
- D. Notices of public hearings meetings will be sent to members of the Inter-Neighborhood Council Committee (INCC), and the presidents of the public housing tenant advisory councils.

**X. Funding Recommendations**

- A. Prior to the adoption of the Consolidated Plan and/or Annual Action Plan by the City Council, the following information shall be made available to citizens, public agencies and other interested parties:
  - 1. Grant funds that will be available or anticipated to be available for the proposed plan (including program income).
  - 2. Range of activities that may be undertaken, including the estimated amount that will benefit persons of low- and moderate-income.
- B. A summary of the proposed Consolidated Plan and/or Annual Action Plan shall be published in at least one newspaper of local circulation and the announcement may also appear in at least one Spanish language newspaper of general circulation. Public service announcements may also be provided for local radio stations or on social media. The summary shall describe the plans and purpose of the plan(s) and include a list of the locations where copies of the entire plan(s) may be examined. At a minimum, digital or hard copies of the proposed plan(s) shall be available for public review on the City's website, at the main Oxnard Public Library, the City Clerk's Office, and the City's Housing Department offices on 435 South D St., Oxnard, CA.
- C. The Consolidated Plan and Annual Action Plan, and the activities to be funded shall be made available on the City's Housing Department, Grants Management web page.

D. The Consolidated Plan and/or Annual Action Plan shall be made available for public comments for a minimum of 30 days prior to submission to HUD. Written comments can be mailed to the Grants Manager, City of Oxnard Housing Department, 435 South D Street, Oxnard, CA 93030 or emailed to grantsmanagement@oxnard.org.

#### **XI. Displacement of Persons**

The Citizen Participation Plan must, as required by 24 CFR Part 91, Section 91.105, "set forth the jurisdiction's plans to minimize displacement of persons and to assist any persons displaced...."

The City will pursue projects which promote affordable housing, i.e., new construction and rehabilitation, which will not dislocate persons or families. (Some temporary relocation may be required for rehabilitation projects). If permanent relocation is necessary (due to the acquisition of an occupied residence planned for major reconstruction or demolition, etc.), the City will comply with the Uniform Relocation and Real Property Acquisition Policies Act of 1970 as amended, which establishes types and levels of assistance required depending upon the circumstances. Certification of compliance is included in the City of Oxnard Consolidated Plan.

#### **XII. Public Hearings**

- A. The public hearings will be held at City of Oxnard Council Chambers or in facilities in or adjacent to low and moderate-income neighborhoods. Public hearings may be scheduled during the evening to ensure the maximum attendance by residents.
- B. The City shall hold a minimum of two public hearings per plan year (fiscal year). The purpose of the hearings is to obtain public comments, to address housing and community development needs, and to outline the development of proposed activities, to address the unmet needs of low-and moderate-income persons regarding housing, community and economic development and public services. Notification of public hearings shall be published in news circulars, social media outlets, and the City's websites, and published within two weeks of the public hearing date.
- C. The first hearing may be held in facilities in or adjacent to low-moderate-income neighborhoods or City Council Chambers. The purpose of the initial hearing is to obtain the public comments on housing and community development needs, including priority non-housing community development needs.
- D. An optional public hearing may be held to solicit public comment on activities which could be implemented to address the unmet needs identified at the first public hearing but prior to the adoption of the proposed plan by the City Council. The purpose of this hearing is to obtain citizens' comments on proposed activities and funding allocations.

- E. The final public hearing will be held to obtain citizens' comments on proposed activities and to present the Consolidated Plan and/or the Annual Action Plan to the City Council for adoption. The final hearing shall be held in the City Council Chambers. Should an in-person meeting be infeasible, the City's meeting guidelines will be followed.
- F. The hearings shall be announced in at least one newspaper of general circulation in English. The announcement will also appear in at least one Spanish language newspaper of general circulation. The hearings may also be announced as a public announcement on radio stations and/or social media, as appropriate, and announced through an informational flyer distributed/posted by Housing Authorities, public service and other organizations. At least one Spanish language radio station may be informed and the flyer may be prepared in Spanish. The announcement for the public hearings shall also be e-mailed, or mailed upon request, to the current list of HUD partners, subrecipients and other interested parties in the City of Oxnard.

### **XIII. Technical Assistance**

The City shall provide, upon request, technical assistance to organizations and individuals representative of low- and moderate-income residents wishing to develop proposals for funding assistance under any of the programs covered by the Consolidated Plan. The City shall determine the level and type of assistance consistent with HUD policies and questions.

### **XIV. Amendments to the Plan**

A. The City shall amend its approved Consolidated Plan or Annual Action Plan if it comprises:

1. A change in its allocation priorities;
2. A decision to carry out an activity using funds not previously described in an action plan covered by the consolidated plan (including program income, reimbursements, repayment, recaptures, or reallocations from HUD); or
3. A change in the purpose, scope, location, or beneficiaries of an activity occurs.

B. Amendments will be considered substantial changes and require official action if it comprises any of the following:

1. Funds that are proposed for a new activity for the first time within a covered consolidated plan period;
2. A funding increase in a current activity or a change in the use of funding from one eligible activity to another by \$200,000 or more in CDBG or HOME funding, and over \$200,000 in ESG funding;

3. Aggregate changes of more than \$200,000 of an entire grant allocation between projects.

- C. Changes that are less than substantial represent less than the amounts listed in section XIV(B), and do not have a significant impact on the project's purpose, scope, location, or beneficiaries. If an activity is not funded in the current year, is the same or similar to an activity funded in another program year, and the addition is less than amounts above, with no significant change in the project (purpose, scope, location, or beneficiaries), it shall not be considered a substantial change. The authorized City official with the corresponding approval amounts may approve changes that are less than substantial.
- D. Reallocation of funding among program years is not considered a substantial change, if considered less than substantial as described in the amounts above.
- E. Program income will be allocated with the Annual Action Plan and in accordance with HUD requirements. If program income received is greater or less than the projected amount, it will be adjusted and used accordingly, and reported in both the year's CAPER and the subsequent Annual Action Plan as to how it was used or the planned use for the following year.
- F. The City must submit a copy of each amendment to HUD. HUD allows amendments as they occur, or at the end of the program year. Letters transmitting copies of amendments must be signed by the official representative of the City authorized to take such action.
- G. Substantial amendments of the Consolidated Plan or Annual Action Plan will require a 30-day public comment period and City Council approval. Notice of the public comment period will be posted on the City's Housing Department, Grants Management Division webpage and noticed in a newspaper of general circulation. A 30-day public comment period will be made available to obtain citizens' comments on the proposed substantial amendment and to present the substantial amendment to the City Council for adoption. Amendments not deemed substantial will be adjusted by the city and may not be presented to City Council, as they are considered administrative adjustments that do not meet the fiscal threshold that requires Council approval.

**XV. Consolidated Annual Performance and Evaluation Report (CAPER)**

- A. The City will prepare the Consolidated Annual Performance and Evaluation Report (CAPER) as required at the close of the grant year which shall be made available for public comment for a minimum of 15 days prior to submission to HUD.

Public comments will be accepted and responded to, as appropriate, with a summary of the comments attached to the CAPER for submittal to HUD.

**XVI. Availability of Documents**

- A. The Consolidated Plan, Annual Action Plans, substantial amendments, CAPER and the Citizen Participation Plan will be available to the public, including the availability of materials in a form accessible to persons with disabilities upon request.
- B. Physical copies of the Consolidated Plan, Annual Action Plans, CAPER, the Citizen Participation Plan and the Uniform Relocation and Real Property Acquisition Policies Act of 1970, as amended, shall be available for review at the City of Oxnard Housing Department, 435 South D Street, Oxnard, CA during the City's open operating hours. The reports described in this section may also be reviewed on the City's Housing Grants Management Division website at any time.

**XVII. Citizen Participation Coordinator**

- A. The Citizen Participation Coordinator shall be a member of Grants Management Division staff in the Housing Department of the City of Oxnard.
- B. The Citizen Participation Coordinator shall make programmatic and funding information available to citizens during all phases of the HUD Community Planning and Development Program cycle, upon request. Prior reports shall be made available within the most recent Consolidated Plan cycle. Prior Consolidated Plan items may be made available to provide a five-year period of activities for public review. Staff will retain prior year information as it complies with federal and local records retention schedules.

**XVIII. Comments and Complaints**

- A. The City shall consider all verbal or written comments or views of citizens received at the public hearings in preparing the final Consolidated Plan, Annual Action Plans, amendments to these plans, Section 108 Loan applications, CAPER or the Citizen Participation Plan.
- B. A summary of these comments or views shall be attached to the final Consolidated Plan, amendment to the Plan, CAPER or Citizen Participation Plan and submitted to HUD as appropriate.
- C. The City shall respond in a timely manner, within 15 days where practical, to all written complaints, grievances and requests for information about the Consolidated Plan.
- D. Written comments, complaints and/or grievances can be submitted to the Housing Director, City of Oxnard Housing Department, 435 South D Street, Oxnard, CA 93030.

**XIX. Contingency Plan in the Event of an Emergency/Disaster**

- A. In the event of an emergency or disaster that presents a serious and immediate threat to the health and welfare of the citizens of the City, the noticing requirements for public hearings shall be reduced to the number of calendar days provided by the most stringent requirement within the local, state or federal statute provided during the time of the event.
- B. Reprogramming of funds in the event of such an emergency will require approval by the highest official, per City policies as described in the Code of Ordinances, Section 6, Emergency Organization and Functions, and Unfair Pricing. When emergency decisions require Council approval, the proposed reprogram of funds will be presented when Council is in session, or by ratification should the City of Council be in recess. If an accelerated emergency occurs, the most stringent approval requirement within the local, state, or federal statute will be followed.

DRAFT

**Citizen Participation Plan (CPP) Procedural History**

1. Originally adopted CPP by City Council on October 18, 1994
2. Modifications to CPP adopted by City Council on July 25, 2000
3. Amended CPP adopted by City Council on July 10, 2018
4. CARES Act Addendum approved by City Council on October 6, 2020
5. Amended CPP adopted by City Council on May 16, 2023
6. Amended CPP drafted for Council review on May 7, 2024

DRAFT

CITY OF OXNARD  
CITIZEN PARTICIPATION PLAN – Addendum  
FOR THE 2020 CARES ACT FUNDS, FLEXIBILITIES AND WAIVERS

**A. POLICY STATEMENT**

1. This Citizen Participation Plan Addendum specifically addresses the special policies and guidelines in support of addressing the impacts of COVID-19 through the use of Community Development Block Grant (CDBG), Emergency Solutions Grant (ESG), and HOME Investment Partnerships Act (HOME) programs, and the 2020 CARES Act Funds, termed CDBG-CV and ESG-CV.
2. All policies and processes described in the City of Oxnard (hereinafter referred to as "City") Citizen Participation Plan, amended on July 10, 2018, is applicable to all CDBG, ESG and HOME funding sources unless specified in this Addendum.
3. All policies and processes specified in this Addendum are applicable through the adoption date of this Addendum and will expire upon the date specified for the CARES Act of 2020 funding and waivers, by the United States Department of Housing and Urban Development (HUD) department.

**B. DEFINITIONS**

1. CARES Act Flexibilities and Waivers – HUD Secretary issued statutory and regulatory waivers/alternative requirements for CDBG-CV, ESG-CV and some CDBG, HOME and ESG funds when necessary to expedite or facilitate the use of grant funds to prevent, prepare for, and respond to coronavirus. Prohibits waivers/alternative requirements related to fair housing, nondiscrimination, labor standards, and the environment. (see Appendix A: CARES ACT HUD Waivers Applicable to Citizen Participation Plan)
2. CDBG-CV – Community Development Block Grant funding specifically allocated for the impacts related to COVID-19
3. ESG-CV – Emergency Solutions Grant funding specifically allocated for the impacts related to COVID-19

**C. PLANNING PROCESS FOR CONSOLIDATED PLAN DOCUMENTS**

1. Public Review and Comment – Documents (Plans) created for the CARES Act of 2020 funds and waivers will be made available to the public for no less than 5 calendar days. Written comments will be accepted during the public comment



period. Summaries of comments will be attached to documents requiring public reviews and input.

**D. MEETINGS AND HEARINGS**

1. During locally, state, or federally declared Stay-At-Home orders, public meetings may occur virtually and will publicly post meeting dates, times, and instructions in advance of the meetings.

DRAFT

**DRAFT**

**Appendix A**

CARES ACT

HUD Waivers

Applicable to Citizen Participation Plan

## CARES ACT HUD Waivers Applicable to Citizen Participation Plan

### CONSOLIDATED PLAN REQUIREMENTS

#### 1. Citizen Participation Public Comment Period for Consolidated Plan

**Amendment Requirement:** 30-day Public Comment Period.

**Citations:** 24 CFR 91.105(c)(2) and (k), 24 CFR 91.115(c)(2) and (i) and 24 CFR 91.401

**Explanation:** A CPD grantee may amend an approved consolidated plan in accordance with 24 CFR 91.505. Substantial amendments to the consolidated plan are subject to the citizen participation process in the grantee's citizen participation plan. The citizen participation plan must provide citizens with 30 days to comment on substantial amendments.

**Justification:** Given the need to expedite actions to respond to COVID-19, HUD waives 24 CFR 91.105(c)(2) and (k), 91.115(c)(2) and (i) as specified below, in order to balance the need to respond quickly to the growing spread and effects of COVID-19 with the statutory requirement to provide reasonable notice and opportunity for citizens to comment on substantial amendments concerning the proposed uses of CDBG, HOME, HTF, HOPWA or ESG funds.

**Applicability:** This 30-day minimum for the required public comment period is waived for substantial amendments, provided that no less than 5 days are provided for public comments on each substantial amendment. The waiver is available through the end of the recipient's 2020 program year. Any recipient wishing to undertake further amendments to prior year plans following the 2020 program year can do so during the development of its FY 2021 Annual Action Plan.

#### 2. Citizen Participation Reasonable Notice and Opportunity to

**Comment Requirement:** Reasonable Notice and Opportunity to Comment.

**Citations:** 24 CFR 91.105(c)(2) and (k), 24 CFR 91.115(c)(2) and (i) and 24 CFR 91.401

**Explanation:** As noted above, the regulations at 24 CFR 91.105 (for local governments) and 91.115 (for States) set forth the citizen participation plan requirements for recipients. For substantial amendments to the consolidated plan, the regulations require the recipient to follow its citizen participation plan to provide citizens with reasonable notice and opportunity to comment. The citizen participation plan must state how reasonable notice and opportunity to comment will be given.

**Justification:** HUD recognizes the efforts to contain COVID-19 require limiting public gatherings, such as those often used to obtain citizen participation, and that there is a need to respond quickly to the growing spread and effects of COVID-19. Therefore, HUD waives 24 CFR 91.105(c)(2) and (k), 24 CFR 91.115(c)(2) and (i) and 24 CFR 91.401 as specified below to allow these grantees to determine what constitutes reasonable notice and opportunity to comment given their circumstances.

**Applicability:** This authority is in effect through the end of the 2020 program year.

DRAFT